

London to Winchester, Fareham, Portsmouth, Southampton, Lymington, Yarmouth (IOW), Bournemouth and Weymouth

Mondays to Fridays until 18 September

Operator	SW	SW	SW	SW	SW	SW	SW	SW	SW	SW	SW	SW	SW	SW	SW	SW	SW	SW	SW
Days of operation/Notes	1	1	1	1	1	1	1	1	1	1	1	1	1	1	1	1	1	1	1
1st Class/Reservations/Bus/Ferry	1	1	1	1	1	1	1	1	1	1	1	1	1	1	1	1	1	1	1
London Waterloo (WAT)	15 d																		
Clapham Junction (CLJ)	10 d																		
Woking (WOK)	d																		
Farnborough (Main) (FNB)	d																		
Fleet (FLE)	d																		
Reading (RDG)	7 d																		
Basingstoke (BSK)	d																		
Micheldever (MIC)	d																		
Winchester (WIN)	d																		
Shawford (SHW)	d																		
Romsey (ROM)	d																		
Chandlers Ford (CFR)	d																		
Eastleigh (ESL)	3 a																		
Eastleigh (ESL)	3 d																		
Hedge End (HDE)	d																		
Botley (BOE)	d																		
Fareham (FRM)	a																		
Portchester (PTC)	a																		
Cosham (CSA)	a																		
Hilsea (HLS)	a																		
Fratton (FTN)	a																		
Portsmouth & Southsea (PMS)	a																		
Portsmouth Harbour (PMH)	a																		
Southampton Airport Parkway (SOA)	d																		
Swaythling (SWG)	d																		
St Denys (SDN)	d																		
Southampton Central (SOU)	a																		
Southampton Central (SOU)	d																		
Millbrook (Hants) (MBK)	d																		
Redbridge (RDB)	d																		
Totton (TTN)	d																		
Ashurst New Forest (ANF)	d																		
Beaulieu Road (BEU)	d																		
Brockenhurst (BCU)	3 a																		
Brockenhurst (BCU)	3 d																		
Lymington Town (LYT)	d																		
Lymington Pier (LYP)	a																		
Lymington Pier (LYP)	d																		
Yarmouth (I.O.W.) (YMH)	a																		
Sway (SWY)	d																		
New Milton (NWM)	d																		
Hinton Admiral (HNA)	d																		
Christchurch (CHR)	d																		
Pokesdown (POK)	d																		
Bournemouth (BMH)	a																		
Bournemouth (BMH)	d																		
Branksome (BSM)	d																		
Parkstone (Dorset) (PKS)	d																		
Poole (POO)	4 a																		
Poole (POO)	4 d																		
Hamworthy (HAM)	d																		
Holton Heath (HOL)	d																		
Wareham (WRM)	d																		
Wool (WOO)	d																		
Moreton (Dorset) (MTN)	d																		
Dorchester South (DCH)	d																		
Dorchester West (DCW)	d																		
Upwey (UPW)	d																		
Weymouth (WEY)	a																		

Ferry services between Lymington and Yarmouth are operated by Wightlink. www.wightlink.co.uk or call 0333 999 7333

For the complete service between London and Basingstoke see table 152, and between Reading and Basingstoke table 120

For the complete service between Romsey and Southampton, also between Fareham and Portsmouth see table 156

NOTES (see introductory pages for explanation of train operator codes and standard symbols)

- a Arrival time
- d Departure time
- u Stops to pick up only
- f Arrives 3 minutes earlier
- A From Westbury
- B From Salisbury to Salisbury
- C Also calls at Wimbledon 0532 and Surbiton 0539
- MFO Mondays and Fridays only
- MFX Not Mondays and Fridays

London to Winchester, Fareham, Portsmouth, Southampton, Lymington, Yarmouth (IOW), Bournemouth and Weymouth

Mondays to Fridays until 18 September

Operator	SW	SW	SW	SW	SW	XC	SW	SW	SW	SW	SW	SW	SW	SW	SW	XC	SW	SW	GW
Days of operation/Notes			MFO	D	E					MFX	MFO								
1st Class/Reservations/Bus/Ferry																			
Catering facilities																			
London Waterloo (WAT)	15 d						0630						0703		0642			0735	
Clapham Junction (CLJ)	10 d						0637u						0710u		0649u				
Woking (WOK)	d				0620		0657						0730		0720			0800	
Farnborough (Main) (FNB)	d				0634										0734				
Fleet (FLE)	d				0639										0739				
Reading (RDG)	7 d															0752			
Basingstoke (BSK)	d				0700		0718						0750		0800	0811		0819	
Micheldever (MIC)	d				0710										0810				
Winchester (WIN)	d				0719		0734						0806		0819	0827		0835	
Shawford (SHW)	d						0739								0824				
Romsey (ROM)	d			0707										0807					
Chandlers Ford (CFR)	d			0714										0814					
Eastleigh (ESL)	3 a			0720	0728		0745							0820	0830			0845	
Eastleigh (ESL)	3 d			0721	0729		0746							0821	0831			0846	
Hedge End (HDE)	d				0735										0837				
Botley (BOE)	d				0739										0841				
Fareham (FRM)	a				0747										0849				
Portchester (PTC)	a				0753										0855				
Cosham (CSA)	a				0757										0859				
Hilsea (HLS)	a				0803										0904				
Fratton (FTN)	a				0807										0908				
Portsmouth & Southsea (PMS)	a				0811										0912				
Portsmouth Harbour (PMH)	a				0815										0918				
Southampton Airport Parkwy (SOA)	d			0726			0750						0819	0825		0835		0850	
Swaythling (SWG)	d			0728										0827					
St Denys (SDN)	d			0731										0830					
Southampton Central (SOU)	a			0736			0757						0826	0835		0842		0857	
Southampton Central (SOU)	d	0730		0738		0756	0759						0828	0837		0846		0859	
Millbrook (Hants) (MBK)	d			0741										0840					
Redbridge (RDB)	d	0735		0745a										0843a					
Totton (TTN)	d	0738					0804						0833						
Ashurst New Forest (ANF)	d	0742					0809												
Beaulieu Road (BEU)	d	0747					0813												
Brockenhurst (BCU)	3 a	0753				0809	0819						0844			0859		0912	
Brockenhurst (BCU)	3 d	0757	0759			0810	0820	0835					0844			0900	0910	0913	
Lymington Town (LYT)	d		0807					0843									0918		
Lymington Pier (LYP)	a		0809					0845									0920		
Lymington Pier (LYP)	d		0840						0900	0920									
Yarmouth (I.O.W.) (YMH)	a		0920					0940	1000										
Sway (SWY)	d						0825						0849						
New Milton (NWM)	d	0804					0830						0854						
Hinton Admiral (HNA)	d						0834						0858						
Christchurch (CHR)	d	0811					0839						0903						
Pokesdown (POK)	d						0842						0906						
Bournemouth (BMH)	a	0817				0824	0846						0910			0914		0928	
Bournemouth (BMH)	d	0818					0848						0904	0912				0932	
Branksome (BSM)	d	0823					0853						0909	0917				0937	
Parkstone (Dorset) (PKS)	d	0826					0856						0912	0920				0940	
Poole (POO)	4 a	0830					0859						0916	0923				0943	
Poole (POO)	4 d						0900						0917					0944	
Hamworthy (HAM)	d						0905						0922					0949	
Holton Heath (HOL)	d												0926						
Wareham (WRM)	d						0912						0931					0956	
Wool (WOO)	d						0919						0937					1002	
Moreton (Dorset) (MTN)	d						0925						0943						
Dorchester South (DCH)	d						0933						0951					1014	
Dorchester West (DCW)	d																		1018
Upwey (UPW)	d						0939						0958					1029	
Weymouth (WEY)	a						0944						1002					1025	1034

NOTES (see introductory pages for explanation of train operator codes and standard symbols)

- a Arrival time
- d Departure time
- u Stops to pick up only
- D To Salisbury
- E Also calls at Brookwood 0626, Winchfield 0645 and Hook 0649
- F Also calls at Surbiton 0700, Walton-On-Thames 0707, Weybridge 0711, Brookwood 0726, Winchfield 0745 and Hook 0749
- G From Birmingham New Street
- H From Bristol Temple Meads
- MFO Mondays and Fridays only
- MFX Not Mondays and Fridays

London to Winchester, Fareham, Portsmouth, Southampton, Lymington, Yarmouth (IOW), Bournemouth and Weymouth

Mondays to Fridays until 18 September

Operator	SW	SW	SW	SW	SW	SW	SW	XC	SW	SW	SW	SW	SW	SW	SW	SW	SW	SW	SW
Days of operation/Notes	1	1	1	1	1	D	1	J	1	1	1	1	1	1	1	1	1	1	1
1st Class/Reservations/Bus/Ferry																			
Catering facilities																			
London Waterloo (WAT)	15 d		0805				0808		0835						0905				
Clapham Junction (CLJ)	10 d		0812u												0912u				
Woking (WOK)	d						0834		0900										
Farnborough (Main) (FNB)	d						0844												
Fleet (FLE)	d						0850												
Reading (RDG)	7 d							0854											
Basingstoke (BSK)	d		0849				0903	0911							0949				
Micheldever (MIC)	d						0913												
Winchester (WIN)	d	0841	0905				0922	0927	0933					0949	1005				
Shawford (SHW)	d	0845												0954					
Romsey (ROM)	d						0907												
Chandlers Ford (CFR)	d						0914												
Eastleigh (ESL)	3 a	0851					0920	0930						1000					
Eastleigh (ESL)	3 d	0852					0921	0931						1001					
Hedge End (HDE)	d							0937											
Botley (BOE)	d							0941											
Fareham (FRM)	a							0949											
Portchester (PTC)	a							0955											
Cosham (CSA)	a							0959											
Hilsea (HLS)	a							1004											
Fratton (FTN)	a							1008											
Portsmouth & Southsea (PMS)	a							1012											
Portsmouth Harbour (PMH)	a							1018											
Southampton Airport Parkway (SOA)	4 d	0856	0914				0925		0936	0942				1006	1014				
Swaythling (SWG)	d						0927												
St Denys (SDN)	d						0930												
Southampton Central (SOU)	a	0903	0922				0935		0943	0949				1016	1022				
Southampton Central (SOU)	d	0906	0925				0937		0945	0952				0956	1025				
Millbrook (Hants) (MBK)	d						0940												
Redbridge (RDB)	d						0943a												
Totton (TTN)	d	0912												1001					
Ashurst New Forest (ANF)	d	0916												1006					
Beaulieu Road (BEU)	d													1010					
Brockenhurst (BCU)	3 a	0924	0939					0958	1005					1016	1039				
Brockenhurst (BCU)	3 d	0925	0940	0942				0959	1006	1012				1017	1040	1042			
Lymington Town (LYT)	d			0950						1020						1050			
Lymington Pier (LYP)	a			0952						1022						1052			
Lymington Pier (LYP)	d				1000												1100	1120	
Yarmouth (I.O.W.) (YMH)	a				1040												1140	1200	
Sway (SWY)	d	0930												1022					
New Milton (NWM)	d	0935	0947											1027	1047				
Hinton Admiral (HNA)	d	0939												1031					
Christchurch (CHR)	d	0944	0954											1036	1054				
Pokesdown (POK)	d	0947	0958											1039	1058				
Bournemouth (BMH)	a	0953	1002					1013	1021					1044	1102				
Bournemouth (BMH)	d		1005	1010											1105	1110			
Branksome (BSM)	d			1015						1030						1115			
Parkstone (Dorset) (PKS)	d			1018						1034						1118			
Poole (POO)	4 a		1015	1022						1037					1115	1122			
Poole (POO)	4 d		1016							1038					1116				
Hamworthy (HAM)	d		1021							1043					1121				
Holton Heath (HOL)	d		1025												1125				
Wareham (WRM)	d		1030							1050					1130				
Wool (WOO)	d		1036												1136				
Moreton (Dorset) (MTN)	d		1042												1142				
Dorchester South (DCH)	d		1050							1107					1150				
Dorchester West (DCW)	d																		
Upwey (UPW)	d		1057												1157				
Weymouth (WEY)	a		1101							1117					1203				

NOTES (see introductory pages for explanation of train operator codes and standard symbols)

- a Arrival time
- d Departure time
- u Stops to pick up only
- D To Salisbury
- J From Manchester Piccadilly
- MFO Mondays and Fridays only
- MFX Not Mondays and Fridays

London to Winchester, Fareham, Portsmouth, Southampton, Lymington, Yarmouth (IOW), Bournemouth and Weymouth

Mondays to Fridays until 18 September

Operator	SW	SW	XC	SW	SW	GW	SW	SW	SW	SW	SW	SW	SW	SW	SW	XC	SW	SW	SW
Days of operation/Notes	D	D	K	D	D	L	D	D	D	D	D	D	D	D	D	J	D	D	D
1st Class/Reservations/Bus/Ferry			◇													◇			
Catering facilities			☪													☪			
London Waterloo (WAT)	15 d	0909		0935						1005					1009		1035		
Clapham Junction (CLJ)	10 d									1012u									
Woking (WOK)	d	0934		1000											1034		1100		
Farnborough (Main) (FNB)	d	0944													1044				
Fleet (FLE)	d	0950													1050				
Reading (RDG)	7 d		0951													1052			
Basingstoke (BSK)	d	1003	1011							1049					1103	1111			
Micheldever (MIC)	d	1013													1113				
Winchester (WIN)	d	1022	1027	1033				1049	1105						1122	1127	1133		
Shawford (SHW)	d							1054											
Romsey (ROM)	d	1007													1107				
Chandlers Ford (CFR)	d	1014													1114				
Eastleigh (ESL)	3 a	1020	1030					1100							1120	1130			
Eastleigh (ESL)	3 d	1021	1031					1100							1121	1131			
Hedge End (HDE)	d		1037													1137			
Botley (BOE)	d		1041													1141			
Fareham (FRM)	a		1049													1149			
Portchester (PTC)	a		1055													1155			
Cosham (CSA)	a		1059													1159			
Hilsea (HLS)	a		1104													1204			
Fratton (FTN)	a		1108													1208			
Portsmouth & Southsea (PMS)	a		1112													1212			
Portsmouth Harbour (PMH)	a		1118													1218			
Southampton Airport Parkwy (SOA)	4 d	1025		1035	1042			1105	1114						1125		1136	1142	
Swaythling (SWG)	d	1027													1127				
St Denys (SDN)	d	1030													1130				
Southampton Central (SOU)	a	1035		1042	1049			1112	1122						1135		1143	1149	
Southampton Central (SOU)	d	1037		1045	1051		1058		1124						1137		1146	1152	
Millbrook (Hants) (MBK)	d	1040													1140				
Redbridge (RDB)	d	1043a													1143a				
Totton (TTN)	d						1104												
Ashurst New Forest (ANF)	d						1109												
Beaulieu Road (BEU)	d																		
Brockenhurst (BCU)	3 a		1059	1105			1117		1138							1159	1205		
Brockenhurst (BCU)	3 d		1100	1106	1112		1118		1139	1142						1200	1206	1212	
Lymington Town (LYT)	d			1120						1150								1220	
Lymington Pier (LYP)	a			1122						1152								1222	
Lymington Pier (LYP)	d												1200						1240
Yarmouth (I.O.W.) (YMH)	a												1240						1320
Sway (SWY)	d						1122												
New Milton (NWM)	d						1127		1146										
Hinton Admiral (HNA)	d						1131												
Christchurch (CHR)	d						1136		1153										
Pokesdown (POK)	d						1140		1157										
Bournemouth (BMH)	a		1114	1120			1144		1201							1214	1220		
Bournemouth (BMH)	d			1124					1205	1210								1224	
Branksome (BSM)	d			1129						1215								1229	
Parkstone (Dorset) (PKS)	d			1132						1218								1232	
Poole (POO)	4 a			1136						1215	1222							1236	
Poole (POO)	4 d			1137						1216								1237	
Hamworthy (HAM)	d			1142						1221								1242	
Holton Heath (HOL)	d									1225									
Wareham (WRM)	d			1149						1230								1249	
Wool (WOO)	d									1236									
Moreton (Dorset) (MTN)	d									1242									
Dorchester South (DCH)	d			1205						1250								1305	
Dorchester West (DCW)	d					1212													
Upwey (UPW)	d					1221				1257									
Weymouth (WEY)	a			1216		1226				1303								1315	

NOTES (see introductory pages for explanation of train operator codes and standard symbols)

- a Arrival time
- d Departure time
- u Stops to pick up only
- D To Salisbury
- J From Manchester Piccadilly
- K From Nottingham
- L From Gloucester
- MFO Mondays and Fridays only

London to Winchester, Fareham, Portsmouth, Southampton, Lymington, Yarmouth (IOW), Bournemouth and Weymouth

Mondays to Fridays until 18 September

Operator	SW	SW	SW	SW	SW	SW	SW	SW	SW	XC	SW	SW	GW	SW	SW	SW	SW	SW
Days of operation/Notes	1	1	1	1	1	1	1	1	1	1	1	1	1	1	1	1	1	1
1st Class/Reservations/Bus/Ferry																		
Catering facilities																		
London Waterloo (WAT)	15 d			1105					1109		1135						1205	
Clapham Junction (CLJ)	10 d			1112u													1212u	
Woking (WOK)	d								1134		1200							
Farnborough (Main) (FNB)	d								1144									
Fleet (FLE)	d								1150									
Reading (RDG)	7 d									1151								
Basingstoke (BSK)	d			1149					1203	1212							1248	
Micheldever (MIC)	d								1213									
Winchester (WIN)	d	1149		1205					1222	1227	1232					1253	1305	
Shawford (SHW)	d	1154														1258		
Romsey (ROM)	d								1207									
Chandlers Ford (CFR)	d								1214									
Eastleigh (ESL)	3 a		1200						1220	1230						1304		
Eastleigh (ESL)	3 d		1200						1221	1231						1304		
Hedge End (HDE)	d									1237								
Botley (BOE)	d									1241								
Fareham (FRM)	a									1249								
Portchester (PTC)	a									1255								
Cosham (CSA)	a									1259								
Hilsea (HLS)	a									1304								
Fratton (FTN)	a									1308								
Portsmouth & Southsea (PMS)	a									1312								
Portsmouth Harbour (PMH)	a									1318								
Southampton Airport Parkwy (SOA)	4 d		1204	1214					1225		1238	1243				1309	1314	
Swaythling (SWG)	d								1227									
St Denys (SDN)	d								1230									
Southampton Central (SOU)	a		1212	1222					1235		1247	1251				1317	1322	
Southampton Central (SOU)	d	1156		1224					1237		1249	1253			1256		1324	
Millbrook (Hants) (MBK)	d								1240									
Redbridge (RDB)	d								1243a									
Totton (TTN)	d	1201													1302			
Ashurst New Forest (ANF)	d	1206													1306			
Beaulieu Road (BEU)	d	1210																
Brockenhurst (BCU)	3 a		1216		1238						1302	1307			1316		1338	
Brockenhurst (BCU)	3 d		1217		1239	1242					1303	1307	1312		1317		1339	1342
Lymington Town (LYT)	d					1250							1320					1350
Lymington Pier (LYP)	a					1252							1322					1352
Lymington Pier (LYP)	a						1300	1320										
Yarmouth (I.O.W.) (YMH)	a						1340	1400										
Sway (SWY)	d	1222													1322			
New Milton (NWM)	d	1227		1246											1327		1346	
Hinton Admiral (HNA)	d	1231													1331			
Christchurch (CHR)	d	1236		1253											1336		1353	
Pokesdown (POK)	d	1239		1257											1339		1357	
Bournemouth (BMH)	a	1244		1301							1317	1322			1344		1401	
Bournemouth (BMH)	d			1305	1310												1405	1410
Branksome (BSM)	d				1315												1415	
Parkstone (Dorset) (PKS)	d				1318												1418	
Poole (POO)	4 a			1315	1322												1415	1422
Poole (POO)	4 d			1316													1416	
Hamworthy (HAM)	d			1321													1421	
Holton Heath (HOL)	d			1325													1425	
Wareham (WRM)	d			1330								1350					1430	
Wool (WOO)	d			1336													1436	
Moreton (Dorset) (MTN)	d			1342													1442	
Dorchester South (DCH)	d			1350								1407					1450	
Dorchester West (DCW)	d													1412				
Upwey (UPW)	d			1357										1421			1457	
Weymouth (WEY)	a			1403								1417		1426			1503	

NOTES (see introductory pages for explanation of train operator codes and standard symbols)

- a Arrival time
- d Departure time
- u Stops to pick up only
- D To Salisbury
- J From Manchester Piccadilly
- L From Gloucester
- MFO Mondays and Fridays only
- MFX Not Mondays and Fridays

London to Winchester, Fareham, Portsmouth, Southampton, Lymington, Yarmouth (IOW), Bournemouth and Weymouth

Mondays to Fridays until 18 September














Operator	SW	SW	SW	XC	SW	SW	SW	SW	SN	SW	SW	SW	SW	SW	SW	SW	SW	XC
Days of operation/Notes	D	D	D	J	D	D	MFO	D	M	D	D	D	D	D	D	D	D	J
1st Class/Reservations/Bus/Ferry																		
Catering facilities																		
London Waterloo (WAT)	15 d		1209		1235							1305					1309	
Clapham Junction (CLJ)	10 d											1312u						
Woking (WOK)	d		1234		1300												1334	
Farnborough (Main) (FNB)	d		1244														1344	
Fleet (FLE)	d		1250														1350	
Reading (RDG)	7 d			1252														1352
Basingstoke (BSK)	d		1303	1311								1348					1403	1411
Micheldever (MIC)	d		1313														1413	
Winchester (WIN)	d		1322	1327	1333					1349	1405						1422	1427
Shawford (SHW)	d									1354								
Romsey (ROM)	d	1307															1407	
Chandlers Ford (CFR)	d	1314															1414	
Eastleigh (ESL)	3 a	1320	1330							1400							1420	1430
Eastleigh (ESL)	3 d	1321	1331						1352	1401							1421	1431
Hedge End (HDE)	d		1337															1437
Botley (BOE)	d		1343															1441
Fareham (FRM)	a		1350															1449
Portchester (PTC)	a		1356															1455
Cosham (CSA)	a		1401															1459
Hilsea (HLS)	a		1406															1504
Fratton (FTN)	a		1410															1508
Portsmouth & Southsea (PMS)	a		1413															1512
Portsmouth Harbour (PMH)	a		1418															1518
Southampton Airport Parkway (SOA)	4 d	1325		1336	1342				1356	1405	1414						1425	1436
Swaythling (SWG)	d	1327															1427	
St Denys (SDN)	d	1330															1430	
Southampton Central (SOU)	a	1335		1343	1349				1404	1412	1422						1435	1443
Southampton Central (SOU)	d	1337		1345	1352			1356			1424						1437	1445
Millbrook (Hants) (MBK)	d	1340															1440	
Redbridge (RDB)	d	1343a															1443a	
Totton (TTN)	d							1401										
Ashurst New Forest (ANF)	d							1406										
Beaulieu Road (BEU)	d							1410										
Brockenhurst (BCU)	3 a			1358	1405			1416			1438							1458
Brockenhurst (BCU)	3 d			1359	1406	1412		1417			1439	1442						1459
Lymington Town (LYT)	d					1420						1450						
Lymington Pier (LYP)	a					1422						1452						
Lymington Pier (LYP)	d	1400					1440						1500	1520				
Yarmouth (I.O.W.) (YMH)	a	1440					1520						1540	1600				
Sway (SWY)	d							1422										
New Milton (NWM)	d							1427			1446							
Hinton Admiral (HNA)	d							1431										
Christchurch (CHR)	d							1436			1453							
Pokesdown (POK)	d							1439			1457							
Bournemouth (BMH)	a			1413	1421			1444			1501							1513
Bournemouth (BMH)	d				1425						1505	1510						
Branksome (BSM)	d				1430							1515						
Parkstone (Dorset) (PKS)	d				1433							1518						
Poole (POO)	4 a				1437						1515	1522						
Poole (POO)	4 d				1438						1516							
Hamworthy (HAM)	d				1443						1521							
Holton Heath (HOL)	d										1525							
Wareham (WRM)	d				1449						1530							
Wool (WOO)	d										1536							
Moreton (Dorset) (MTN)	d										1542							
Dorchester South (DCH)	d				1506						1550							
Dorchester West (DCW)	d																	
Upwey (UPW)	d										1557							
Weymouth (WEY)	a				1516						1604							

NOTES (see introductory pages for explanation of train operator codes and standard symbols)

- a Arrival time
- d Departure time
- u Stops to pick up only
- D To Salisbury
- J From Manchester Piccadilly
- M From Brighton
- MFO Mondays and Fridays only
- MFX Not Mondays and Fridays

London to Winchester, Fareham, Portsmouth, Southampton, Lymington, Yarmouth (IOW), Bournemouth and Weymouth

Mondays to Fridays until 18 September

Operator Days of operation/Notes 1st Class/Reservations/Bus/Ferry Catering facilities	SW 1	SW 1	GW L	SN N	SW 1	SW 1	SW 1	SW 1	SW 1	SW 1	SW D	SW 1	XC J 1	SW 1	SW 1	SW MFO 1	SW 1	SW 1
London Waterloo (WAT) 	d	1335						1405						1409		1435		
Clapham Junction (CLJ) 	d							1412u										
Woking (WOK)	d	1401												1434		1500		
Farnborough (Main) (FNB)	d													1444				
Fleet (FLE)	d													1450				
Reading (RDG) 	d													1452				
Basingstoke (BSK)	d							1449						1503	1511			
Micheldever (MIC)	d													1513				
Winchester (WIN)	d	1433				1449		1505						1522	1527	1532		1549
Shawford (SHW)	d					1454												1554
Romsey (ROM)	d											1507						
Chandlers Ford (CFR)	d											1514						
Eastleigh (ESL) 	a					1500						1520	1530					1600
Eastleigh (ESL) 	d			1500		1501						1521	1531					1601
Hedge End (HDE)	d												1537					
Botley (BOE)	d												1541					
Fareham (FRM)	a			1514									1549					
Portchester (PTC)	a												1555					
Cosham (CSA)	a			1522									1559					
Hilsea (HLS)	a												1604					
Fratton (FTN)	a												1608					
Portsmouth & Southsea (PMS)	a												1612					
Portsmouth Harbour (PMH) 	a												1618					
Southampton Airport Parkwy (SOA) 	d	1442				1505		1514				1525		1536	1541			1605
Swaythling (SWG)	d											1527						
St Denys (SDN)	d											1530						
Southampton Central (SOU)	a	1449				1515		1522				1535		1543	1548			1614
Southampton Central (SOU)	d	1451				1456		1524				1537		1545	1551			1556
Millbrook (Hants) (MBK)	d											1540						
Redbridge (RDB)	d											1543a						
Totton (TTN)	d					1501												1601
Ashurst New Forest (ANF)	d					1506												1606
Beaulieu Road (BEU)	d																	1610
Brockenhurst (BCU) 	a	1504				1516		1538						1558	1604			1616
Brockenhurst (BCU) 	d	1505	1512			1517		1539	1542					1559	1605	1612		1626
Lymington Town (LYT)	d		1520						1550							1620		
Lymington Pier (LYP)	a		1522						1552							1622		
Lymington Pier (LYP) 	d									1600							1640	
Yarmouth (I.O.W.) (YMH) 	a									1640							1720	
Sway (SWY)	d					1522												1631
New Milton (NWM)	d					1527		1546										1636
Hinton Admiral (HNA)	d					1531												1640
Christchurch (CHR)	d					1536		1553										1645
Pokesdown (POK)	d					1539		1557										1648
Bournemouth (BMH)	a	1520				1544		1601						1613	1620			1653
Bournemouth (BMH)	d	1524						1605	1610							1624		
Branksome (BSM)	d	1529							1615							1629		
Parkstone (Dorset) (PKS)	d	1532							1618							1632		
Poole (POO) 	a	1536						1615	1622							1636		
Poole (POO) 	d	1537						1616								1637		
Hamworthy (HAM)	d	1542						1621								1642		
Holton Heath (HOL)	d							1625										
Wareham (WRM)	d	1549						1630								1649		
Wool (WOO)	d							1636								1655		
Moreton (Dorset) (MTN)	d							1642										
Dorchester South (DCH)	d	1605						1650								1707		
Dorchester West (DCW)	d			1612														
Upwey (UPW)	d			1621				1657										
Weymouth (WEY)	a	1616		1626				1703								1715		

NOTES (see introductory pages for explanation of train operator codes and standard symbols)

- a** Arrival time
- d** Departure time
- u** Stops to pick up only
- D** To Salisbury
- J** From Manchester Piccadilly
- L** From Gloucester
- N** From Southampton Central to Brighton
- MFO** Mondays and Fridays only

London to Winchester, Fareham, Portsmouth, Southampton, Lymington, Yarmouth (IOW), Bournemouth and Weymouth

Mondays to Fridays until 18 September

Operator	SW	SW	SW	SW	SW	SW	SW	XC	SW	SW	SW	SW	GW	SW	SW	SW	SW	SW
Days of operation/Notes	1	1	1	1	1	1	1	1	1	1	1	1	1	1	1	1	1	1
1st Class/Reservations/Bus/Ferry																		
Catering facilities																		
London Waterloo (WAT)	15 d	1505						1509		1535						1512	1605	
Clapham Junction (CLJ)	10 d	1512u														1519u	1612u	
Woking (WOK)	d						1534		1600							1549		
Farnborough (Main) (FNB)	d						1544									1603		
Fleet (FLE)	d						1550									1608		
Reading (RDG)	7 d							1552										
Basingstoke (BSK)	d	1549					1603	1611								1629	1648	
Micheldever (MIC)	d						1613											
Winchester (WIN)	d	1605					1622	1628	1633					1639	1646	1704		
Shawford (SHW)	d													1643				
Romsey (ROM)	d					1607												
Chandlers Ford (CFR)	d					1614												
Eastleigh (ESL)	3 a					1620	1630							1649	1654			
Eastleigh (ESL)	3 d					1621	1631							1650	1654			
Hedge End (HDE)	d						1637									1701		
Botley (BOE)	d						1641									1705		
Fareham (FRM)	a						1649									1718		
Portchester (PTC)	a						1655									1724		
Cosham (CSA)	a						1659									1728		
Hilsea (HLS)	a						1704											
Fratton (FTN)	a						1708									1738		
Portsmouth & Southsea (PMS)	a						1712									1742		
Portsmouth Harbour (PMH)	a						1718									1751		
Southampton Airport Parkway (SOA)	4 d	1614				1625		1637	1642					1654			1714	
Swaythling (SWG)	d					1627								1657				
St Denys (SDN)	d					1630								1700				
Southampton Central (SOU)	a	1621				1635		1644	1649					1705			1721	
Southampton Central (SOU)	d	1626	1628			1628	1637	1649	1653	1656				1656			1725	1728
Millbrook (Hants) (MBK)	d						1640											
Redbridge (RDB)	d						1643a									1717		
Totton (TTN)	d					1634								1702		1720		
Ashurst New Forest (ANF)	d					1639								1707				
Beaulieu Road (BEU)	d													1711				
Brockenhurst (BCU)	3 a	1639				1647		1703	1708					1717		1731		1738
Brockenhurst (BCU)	3 d	1640	1644			1647		1704	1709					1718		1731		1739
Lymington Town (LYT)	d		1652															1744
Lymington Pier (LYP)	a		1654															1752
Lymington Pier (LYP)	d																	1754
Yarmouth (I.O.W.) (YMH)	a																	
Sway (SWY)	d					1652								1722				
New Milton (NWM)	d					1657								1727				
Hinton Admiral (HNA)	d					1701								1731		1738		
Christchurch (CHR)	d					1706								1736		1745		
Pokesdown (POK)	d					1709								1740				
Bournemouth (BMH)	a	1701				1713		1721	1726					1744		1752		1755
Bournemouth (BMH)	d	1702				1715				1728				1745				1757
Branksome (BSM)	d	1708								1733				1750				1802
Parkstone (Dorset) (PKS)	d	1711								1736				1753				1805
Poole (POO)	4 a	1716				1724				1739				1757				1809
Poole (POO)	4 d	1717								1740								1810
Hamworthy (HAM)	d	1722								1745								1815
Holton Heath (HOL)	d	1726																1819
Wareham (WRM)	d	1731								1752								1824
Wool (WOO)	d	1737								1758								1830
Moreton (Dorset) (MTN)	d	1743																1841c
Dorchester South (DCH)	d	1751								1810								1849
Dorchester West (DCW)	d													1815				
Upwey (UPW)	d	1758												1823				1855
Weymouth (WEY)	a	1802								1818				1828				1902

NOTES (see introductory pages for explanation of train operator codes and standard symbols)

- a Arrival time
- d Departure time
- u Stops to pick up only
- c Arrives 5 minutes earlier
- D To Salisbury
- J From Manchester Piccadilly
- L From Gloucester
- P Also calls at Surbiton 1530, Walton-On-Thames 1537, Weybridge 1541, Brookwood 1555, Winchfield 1614 and Hook 1618
- MF** Not Mondays and Fridays

London to Winchester, Fareham, Portsmouth, Southampton, Lymington, Yarmouth (IOW), Bournemouth and Weymouth

Mondays to Fridays until 18 September

Operator	SW	SW	SW	SW	XC	SW	SW	SW	SW	SW	GW	SW	SW	SW	SW	SW	XC
Days of operation/Notes			D		J						L	Q					J
1st Class/Reservations/Bus/Ferry																	
Catering facilities																	
London Waterloo (WAT)	15 d			1609		1635						1612	1705			1709	
Clapham Junction (CLJ)	10 d											1619u					
Woking (WOK)	d			1634		1659u						1652				1734	
Farnborough (Main) (FNB)	d			1644								1705				1744	
Fleet (FLE)	d			1650								1710				1750	
Reading (RDG)	7 d				1652												1751
Basingstoke (BSK)	d			1703	1711	1719						1730	1746			1803	1811
Micheldever (MIC)	d			1713												1813	
Winchester (WIN)	d			1722	1727	1735						1749	1802			1822	1827
Shawford (SHW)	d											1754				1827	
Romsey (ROM)	d			1707												1807	
Chandlers Ford (CFR)	d			1714												1814	
Eastleigh (ESL)	3 a			1720	1730							1800				1821	1832
Eastleigh (ESL)	3 d			1721	1731							1801				1821	1834
Hedge End (HDE)	d				1737												1840
Botley (BOE)	d				1741												1844
Fareham (FRM)	a				1749												1852
Portchester (PTC)	a				1755												1858
Cosham (CSA)	a				1759												1902
Hilsea (HLS)	a				1804												1908
Fratton (FTN)	a				1808												1912
Portsmouth & Southsea (PMS)	a				1812												1915
Portsmouth Harbour (PMH)	a				1820												1921
Southampton Airport Parkwy (SOA)	4 d			1725		1736	1744					1805	1811			1825	1835
Swaythling (SWG)	d			1727								1808				1828	
St Denys (SDN)	d			1730								1811				1831	
Southampton Central (SOU)	a			1735		1743	1751					1818	1819			1836	1842
Southampton Central (SOU)	d			1728	1737	1749	1755 1758			1758			1822 1825			1840	1845
Millbrook (Hants) (MBK)	d			1740												1843	
Redbridge (RDB)	d			1743a												1846a	
Totton (TTN)	d			1733								1804				1831	
Ashurst New Forest (ANF)	d			1738								1808				1835	
Beaulieu Road (BEU)	d											1813					
Brockenhurst (BCU)	3 a			1746		1802	1809					1819				1843	1858
Brockenhurst (BCU)	3 d			1746		1803	1810	1814		1819						1844	1859
Lymington Town (LYT)	d							1822								1856	
Lymington Pier (LYP)	a							1824								1858	
Lymington Pier (LYP)	a	1800															
Yarmouth (I.O.W.) (YMH)	a	1840															
Sway (SWY)	d			1751								1824				1848	
New Milton (NWM)	d			1756												1853	
Hinton Admiral (HNA)	d			1800												1857	
Christchurch (CHR)	d			1805								1838				1902	
Pokesdown (POK)	d			1808								1841				1906	
Bournemouth (BMH)	a			1812		1817	1824					1845				1849 1910	1914
Bournemouth (BMH)	d			1814												1851 1911	
Branksome (BSM)	d			1819												1856 1916	
Parkstone (Dorset) (PKS)	d			1822												1859 1919	
Poole (POO)	4 a			1825												1902 1924	
Poole (POO)	4 d															1903	
Hamworthy (HAM)	d															1908	
Holton Heath (HOL)	d															1912	
Wareham (WRM)	d															1917	
Wool (WOO)	d															1923	
Moreton (Dorset) (MTN)	d															1929	
Dorchester South (DCH)	d															1937	
Dorchester West (DCW)	d											1925					
Upwey (UPW)	d											1933				1944	
Weymouth (WEY)	a											1939				1950	

NOTES (see introductory pages for explanation of train operator codes and standard symbols)

- a Arrival time
- d Departure time
- u Stops to pick up only
- D To Salisbury
- J From Manchester Piccadilly
- L From Gloucester
- Q Also calls at Surbiton 1630, Walton-On-Thames 1637, Weybridge 1641, Brookwood 1657, Winchfield 1716 and Hook 1720
- TWX** Not Tuesdays and Wednesdays

London to Winchester, Fareham, Portsmouth, Southampton, Lymington, Yarmouth (IOW), Bournemouth and Weymouth

Mondays to Fridays until 18 September

Operator	SW	SW	SW	SW	GW	SW	SW	SW	SW	SW	SW	SW	SW	XC	SW	SW	SW	SW	SW
Days of operation/Notes	1	1	1	1	L	R	1	1	1	1	1	1	1	J	1	1	1	1	1
1st Class/Reservations/Bus/Ferry																			
Catering facilities																			
London Waterloo (WAT)	15 d	1735				1720	1805						1807		1835				
Clapham Junction (CLJ)	10 d												1814u						
Woking (WOK)	d					1745							1834						
Farnborough (Main) (FNB)	d					1758							1845						
Fleet (FLE)	d					1804							1850						
Reading (RDG)	7 d													1852					
Basingstoke (BSK)	d	1817				1824	1846						1903	1911	1917				
Micheldever (MIC)	d					1834							1913						
Winchester (WIN)	d	1833				1843	1902						1922	1927	1933			1949	
Shawford (SHW)	d					1848							1927					1954	
Romsey (ROM)	d											1907							
Chandlers Ford (CFR)	d											1914							
Eastleigh (ESL)	3 a					1854						1920	1933					2000	
Eastleigh (ESL)	3 d					1855						1921	1934					2000	
Hedge End (HDE)	d												1940						
Botley (BOE)	d												1944						
Fareham (FRM)	a												1952						
Portchester (PTC)	a												1958						
Cosham (CSA)	a												2002						
Hilsea (HLS)	a												2008						
Fratton (FTN)	a												2012						
Portsmouth & Southsea (PMS)	a												2015						
Portsmouth Harbour (PMH)	a												2021						
Southampton Airport Parkwy (SOA)	1 d	1842				1859	1911					1925		1935	1942			2005	
Swaythling (SWG)	d					1902						1927						2007	
St Denys (SDN)	d					1905						1930						2010	
Southampton Central (SOU)	a	1849				1916	1918					1935		1942	1950			2015	
Southampton Central (SOU)	d	1853	1856				1922	1925	1925			1937		1944	1954	1956			
Millbrook (Hants) (MBK)	d											1940							
Redbridge (RDB)	d											1943a							
Totton (TTN)	d	1901										1930				2002			
Ashurst New Forest (ANF)	d	1906										1935				2007			
Beaulieu Road (BEU)	d																		
Brockenhurst (BCU)	3 a	1914										1943		1957	2015				
Brockenhurst (BCU)	3 d	1915	1918									1944	1948	1958	2015	2018			
Lymington Town (LYT)	d		1926									1956				2026			
Lymington Pier (LYP)	a		1928									1958				2028			
Lymington Pier (LYP)	d			2000														2100	
Yarmouth (I.O.W.) (YMH)	a			2040														2140	
Sway (SWY)	d	1919										1948				2020			
New Milton (NWM)	d	1924										1953				2025			
Hinton Admiral (HNA)	d	1928										1957				2029			
Christchurch (CHR)	d	1933										2002				2034			
Pokesdown (POK)	d	1937										2006				2037			
Bournemouth (BMH)	a	1921	1941				1949					2010		2015	2021	2041			
Bournemouth (BMH)	d	1923	1942				1950					2011				2022	2043		
Branksome (BSM)	d	1928	1947				1955					2016				2027	2048		
Parkstone (Dorset) (PKS)	d	1931	1950				1958					2019				2030	2051		
Poole (POO)	4 a	1934	1955				2002					2024				2034	2056		
Poole (POO)	4 d	1935					2003									2035			
Hamworthy (HAM)	d	1940					2008									2040			
Holton Heath (HOL)	d						2012												
Wareham (WRM)	d	1947					2017									2046			
Wool (WOO)	d	1953					2023									2053			
Moreton (Dorset) (MTN)	d						2029												
Dorchester South (DCH)	d	2005					2038									2104			
Dorchester West (DCW)	d					2027													
Upwey (UPW)	d					2036													
Weymouth (WEY)	a	2015				2041										2115			

NOTES (see introductory pages for explanation of train operator codes and standard symbols)

- a Arrival time
- d Departure time
- u Stops to pick up only
- D To Salisbury
- J From Manchester Piccadilly
- L From Gloucester
- R Also calls at Brookwood 1751, Winchfield 1809 and Hook 1814
- TWX Not Tuesdays and Wednesdays

London to Winchester, Fareham, Portsmouth, Southampton, Lymington, Yarmouth (IOW), Bournemouth and Weymouth

Mondays to Fridays until 18 September

Operator	SW	SW	SW	SW	SW	XC	SW	SW	SW	SW	SW	SW	SW	SW	GW	SW	XC	SW	SW
Days of operation/Notes	1	1	1	D	1	J	1	1	1	1	1	1	1	1	D	H	1	J	1
1st Class/Reservations/Bus/Ferry						1											1		
Catering facilities																			
London Waterloo (WAT)	15 d	1905			1909		1935				2005					2009		2035	
Clapham Junction (CLJ)	10 d	1912u									2012u								
Woking (WOK)	d				1934		2000									2034		2100	
Farnborough (Main) (FNB)	d				1944											2044			
Fleet (FLE)	d				1949											2050			
Reading (RDG)	7 d					1950											2049		
Basingstoke (BSK)	d	1948			2002	2011					2049					2103	2111		
Micheldever (MIC)	d				2012											2113			
Winchester (WIN)	d	2004			2022	2027	2032			2049	2105					2122	2128	2133	
Shawford (SHW)	d				2027					2054						2127			
Romsey (ROM)	d			2007											2107				
Chandlers Ford (CFR)	d			2014											2114				
Eastleigh (ESL)	3 a			2020	2032					2059					2120	2133			
Eastleigh (ESL)	3 d			2021	2034					2103					2121	2133			
Hedge End (HDE)	d				2040											2140			
Botley (BOE)	d				2044											2144			
Fareham (FRM)	a				2052											2151			
Portchester (PTC)	a				2058											2157			
Cosham (CSA)	a				2103											2202			
Hilsea (HLS)	a				2108											2209			
Fratton (FTN)	a				2112											2213			
Portsmouth & Southsea (PMS)	a				2115											2217			
Portsmouth Harbour (PMH)	a				2119											2221			
Southampton Airport Parkwy (SOA)	4 d	2013		2025		2037	2041			2107	2114			2125			2137	2142	
Swaythling (SWG)	d			2027										2127					
St Denys (SDN)	d			2030						2113				2130					
Southampton Central (SOU)	a	2021		2035		2044	2049			2118	2121			2135			2144	2149	
Southampton Central (SOU)	d	2025	2028		2038		2045	2051	2056				2125		2137		2145	2151	2156
Millbrook (Hants) (MBK)	d				2041										2140				
Redbridge (RDB)	d				2045a										2143a				
Totton (TTN)	d	2033							2101				2130						2201
Ashurst New Forest (ANF)	d	2038							2106										2206
Beaulieu Road (BEU)	d																		2210
Brockenhurst (BCU)	3 a	2039	2046			2059	2104	2116				2141					2158	2205	2216
Brockenhurst (BCU)	3 d	2040	2046	2048		2100	2105	2117	2118		2142	2148					2159	2206	2217
Lymington Town (LYT)	d			2056					2126			2156							
Lymington Pier (LYP)	a			2058					2128			2158							
Lymington Pier (LYP)	d																		
Yarmouth (I.O.W.) (YMH)	a																		
Sway (SWY)	d	2051						2122			2146								2222
New Milton (NWM)	d	2056						2127			2151								2227
Hinton Admiral (HNA)	d	2100						2131			2155								2231
Christchurch (CHR)	d	2105						2136			2200								2236
Pokesdown (POK)	d	2108						2139			2204								2239
Bournemouth (BMH)	a	2054	2112			2116	2120	2143			2208						2215	2220	2244
Bournemouth (BMH)	d	2058	2114					2124											2224
Branksome (BSM)	d	2103	2119					2129											2229
Parkstone (Dorset) (PKS)	d	2106	2122					2132											2232
Poole (POO)	4 a	2109	2125					2136											2236
Poole (POO)	4 d	2110						2137											2237
Hamworthy (HAM)	d	2115						2142											2242
Holton Heath (HOL)	d																		
Wareham (WRM)	d	2123						2149											2249
Wool (WOO)	d	2129						2155											2255
Moreton (Dorset) (MTN)	d	2141e						2201											2301
Dorchester South (DCH)	d	2149						2209											2309
Dorchester West (DCW)	d														2255				
Upwey (UPW)	d	2155						2216							2303				2316
Weymouth (WEY)	a	2200						2220							2308				2320

NOTES (see introductory pages for explanation of train operator codes and standard symbols)

- a Arrival time
- d Departure time
- u Stops to pick up only
- e Arrives 4 minutes earlier
- D To Salisbury
- H From Bristol Temple Meads
- J From Manchester Piccadilly

London to Winchester, Fareham, Portsmouth, Southampton, Lymington, Yarmouth (IOW), Bournemouth and Weymouth

Mondays to Fridays until 18 September

Operator	SW	GW	SW	SW	SW	XC	SW	SW	SW	SW	SN	SW	XC	SW	SW	SW	SW
Days of operation/Notes	1	S	1	D	1	J	1	1	1	D	T	1	J	1	1	1	1
1st Class/Reservations/Bus/Ferry						1											
Catering facilities																	
London Waterloo (WAT)	15 d		2105		2109		2135		2205			2208		2235	2305	2335	0105
Clapham Junction (CLJ)	10 d		2112u						2212u			2215u			2312u	2344u	0115
Woking (WOK)	d				2134		2200					2235		2300	2332	0004	0142
Farnborough (Main) (FNB)	d				2144							2245				0015	0151s
Fleet (FLE)	d				2150							2251				0020	0157s
Reading (RDG)	7 d					2152							2249				
Basingstoke (BSK)	d		2149		2203	2211			2250			2304	2311	2319	2352	0035	0209s
Micheldever (MIC)	d				2213							2314			0002		
Winchester (WIN)	d		2205		2222	2227	2234		2306			2323	2328	2335	0012	0051	0225s
Shawford (SHW)	d				2227							2328			0016		
Romsey (ROM)	d				2207					2311							
Chandlers Ford (CFR)	d				2214					2318							
Eastleigh (ESL)	3 a				2221	2233				2325		2334			0022	0059	0235s
Eastleigh (ESL)	3 d	2209		2222	2233					2325	2330	2339			0023	0100	
Hedge End (HDE)	d				2240							2346					
Botley (BOE)	d				2244							2350					
Fareham (FRM)	a				2251						2344	2358					
Portchester (PTC)	a				2257							0004					
Cosham (CSA)	a				2302						2353	0008					
Hilsea (HLS)	a				2309							0013					
Fratton (FTN)	a				2313							0017					
Portsmouth & Southsea (PMS)	a				2317							0021					
Portsmouth Harbour (PMH)	a				2322							0025					
Southampton Airport Parkway (SOA)	4 d	2213	2216	2226		2235	2243		2315	2329			2336	2344	0027	0105	0239s
Swaythling (SWG)	d			2228						2332							
St Denys (SDN)	d			2231						2335					0031s		0244s
Southampton Central (SOU)	a	2221	2225	2236		2242	2250		2322	2341			2345	2352	0036	0112	0249
Southampton Central (SOU)	d	2222	2227	2238		2245	2252		2324	2342				2353		0113	
Millbrook (Hants) (MBK)	d			2240						2345							
Redbridge (RDB)	d			2244a						2348a							
Totton (TTN)	d		2232							2329						0119s	
Ashurst New Forest (ANF)	d		2237							2334							
Beaulieu Road (BEU)	d																
Brockenhurst (BCU)	3 a		2245			2258	2305		2342					0007		0130s	
Brockenhurst (BCU)	3 d	2218	2247			2259	2306	2316	2343					0008			
Lymington Town (LYT)	d	2226															
Lymington Pier (LYP)	a	2228															
Lymington Pier (LYP)	d																
Yarmouth (I.O.W.) (YMH)	a																
Sway (SWY)	d		2251					2321	2347								
New Milton (NWM)	d		2256					2326	2352							0137s	
Hinton Admiral (HNA)	d		2300					2330	2356								
Christchurch (CHR)	d		2305					2335	0002							0144s	
Pokesdown (POK)	d		2309					2338	0006							0148s	
Bournemouth (BMH)	a		2313			2315	2320	2342	0010					0022		0152	
Bournemouth (BMH)	d							2324	2344					0024			
Branksome (BSM)	d							2329	2349					0029			
Parkstone (Dorset) (PKS)	d							2332	2352					0032			
Poole (POO)	4 a							2336	2355					0036			
Poole (POO)	4 d							2337									
Hamworthy (HAM)	d							2342									
Holton Heath (HOL)	d																
Wareham (WRM)	d							2349									
Wool (WOO)	d							2355									
Moreton (Dorset) (MTN)	d							0002									
Dorchester South (DCH)	d							0010									
Dorchester West (DCW)	d																
Upwey (UPW)	d							0016									
Weymouth (WEY)	a							0021									

NOTES (see introductory pages for explanation of train operator codes and standard symbols)

- a Arrival time
- d Departure time
- s Stops to set down only
- u Stops to pick up only
- D To Salisbury
- J From Manchester Piccadilly
- S To Bristol Temple Meads
- T From Southampton Central to Littlehampton
- U Also calls at Vauxhall 0109, Wimbledon 0120 and Surbiton 0128
- SM Saturday mornings

London to Winchester, Fareham, Portsmouth, Southampton, Lymington, Yarmouth (IOW), Bournemouth and Weymouth

Mondays to Fridays from 21 September

Operator	SW	SW	SW	SW	SW	SW	SW	SW	SW	SW	SW	SW	SW	SW	SW	SW	SW	SW	SW
Days of operation/Notes	1	1	1	1	1	1	1	1	1	1	1	1	1	1	1	1	1	1	1
1st Class/Reservations/Bus/Ferry	1	1	1	1	1	1	1	1	1	1	1	1	1	1	1	1	1	1	1
London Waterloo (WAT)	15 d																		
Clapham Junction (CLJ)	10 d																		
Woking (WOK)	d																		
Farnborough (Main) (FNB)	d																		
Fleet (FLE)	d																		
Reading (RDG)	7 d																		
Basingstoke (BSK)	d																		
Micheldever (MIC)	d																		
Winchester (WIN)	d																		
Shawford (SHW)	d																		
Romsey (ROM)	d																		
Chandlers Ford (CFR)	d																		
Eastleigh (ESL)	3 a																		
Eastleigh (ESL)	3 d																		
Hedge End (HDE)	d																		
Botley (BOE)	d																		
Fareham (FRM)	a																		
Portchester (PTC)	a																		
Cosham (CSA)	a																		
Hilsea (HLS)	a																		
Fratton (FTN)	a																		
Portsmouth & Southsea (PMS)	a																		
Portsmouth Harbour (PMH)	a																		
Southampton Airport Parkway (SOA)	d																		
Swaythling (SWG)	d																		
St Denys (SDN)	d																		
Southampton Central (SOU)	a																		
Southampton Central (SOU)	d																		
Millbrook (Hants) (MBK)	d																		
Redbridge (RDB)	d																		
Totton (TTN)	d																		
Ashurst New Forest (ANF)	d																		
Beaulieu Road (BEU)	d																		
Brockenhurst (BCU)	3 a																		
Brockenhurst (BCU)	3 d																		
Lymington Town (LYT)	d																		
Lymington Pier (LYP)	a																		
Lymington Pier (LYP)	d																		
Yarmouth (I.O.W.) (YMH)	a																		
Sway (SWY)	d																		
New Milton (NWM)	d																		
Hinton Admiral (HNA)	d																		
Christchurch (CHR)	d																		
Pokesdown (POK)	d																		
Bournemouth (BMH)	a																		
Bournemouth (BMH)	d																		
Branksome (BSM)	d																		
Parkstone (Dorset) (PKS)	d																		
Poole (POO)	4 a																		
Poole (POO)	4 d																		
Hamworthy (HAM)	d																		
Holton Heath (HOL)	d																		
Wareham (WRM)	d																		
Wool (WOO)	d																		
Moreton (Dorset) (MTN)	d																		
Dorchester South (DCH)	d																		
Dorchester West (DCW)	d																		
Upwey (UPW)	d																		
Weymouth (WEY)	a																		

Ferry services between Lymington and Yarmouth are operated by Wightlink. www.wightlink.co.uk or call 0333 999 7333

For the complete service between London and Basingstoke see table 152, and between Reading and Basingstoke table 120

For the complete service between Romsey and Southampton, also between Fareham and Portsmouth see table 156

NOTES (see introductory pages for explanation of train operator codes and standard symbols)

- a Arrival time
- d Departure time
- u Stops to pick up only
- e Arrives 4 minutes earlier
- A From Westbury
- B From Salisbury to Salisbury
- C Also calls at Wimbledon 0532 and Surbiton 0539
- MFO Mondays and Fridays only
- MFX Not Mondays and Fridays

London to Winchester, Fareham, Portsmouth, Southampton, Lymington, Yarmouth (IOW), Bournemouth and Weymouth

Mondays to Fridays from 21 September

Operator	SW	SW	SW	SW	SW	XC	SW	SW	SW	SW	SW	SW	SW	SW	SW	XC	SW	SW	GW
Days of operation/Notes			MFO	D	E					MFX	MFO								
1st Class/Reservations/Bus/Ferry																			
Catering facilities																			
London Waterloo (WAT)	15 d						0630						0703		0642			0735	
Clapham Junction (CLJ)	10 d						0637u						0710u		0649u				
Woking (WOK)	d				0620		0657						0730		0720			0800	
Farnborough (Main) (FNB)	d				0634										0734				
Fleet (FLE)	d				0639										0739				
Reading (RDG)	7 d															0752			
Basingstoke (BSK)	d				0700		0718						0750		0800	0811		0819	
Micheldever (MIC)	d				0710										0810				
Winchester (WIN)	d				0719		0734						0806		0819	0827		0835	
Shawford (SHW)	d						0739								0824				
Romsey (ROM)	d			0707										0807					
Chandlers Ford (CFR)	d			0714										0814					
Eastleigh (ESL)	3 a			0720	0728		0745							0820	0830			0845	
Eastleigh (ESL)	3 d			0721	0729		0746							0821	0831			0846	
Hedge End (HDE)	d				0735										0837				
Botley (BOE)	d				0739										0841				
Fareham (FRM)	a				0747										0849				
Portchester (PTC)	a				0753										0855				
Cosham (CSA)	a				0757										0859				
Hilsea (HLS)	a				0804										0904				
Fratton (FTN)	a				0808										0908				
Portsmouth & Southsea (PMS)	a				0812										0912				
Portsmouth Harbour (PMH)	a				0816										0918				
Southampton Airport Parkwy (SOA)	d			0726			0750						0819	0825		0835		0850	
Swaythling (SWG)	d			0728										0827					
St Denys (SDN)	d			0731										0830					
Southampton Central (SOU)	a			0736			0757						0826	0835		0842		0857	
Southampton Central (SOU)	d	0730		0738		0756	0759						0828	0837		0846		0859	
Millbrook (Hants) (MBK)	d			0741										0840					
Redbridge (RDB)	d	0735		0745a										0843a					
Totton (TTN)	d	0738					0804						0833						
Ashurst New Forest (ANF)	d	0742					0809												
Beaulieu Road (BEU)	d	0747					0813												
Brockenhurst (BCU)	3 a	0753				0809	0819						0844			0859		0912	
Brockenhurst (BCU)	3 d	0757	0759			0810	0820	0835					0844			0900	0910	0913	
Lymington Town (LYT)	d		0807					0843									0918		
Lymington Pier (LYP)	a		0809					0845									0920		
Lymington Pier (LYP)	d		0840						0900	0920									
Yarmouth (I.O.W.) (YMH)	a		0920					0940	1000										
Sway (SWY)	d						0825						0849						
New Milton (NWM)	d	0804					0830						0854						
Hinton Admiral (HNA)	d						0834						0858						
Christchurch (CHR)	d	0811					0840						0903						
Pokesdown (POK)	d						0843						0906						
Bournemouth (BMH)	a	0817				0824	0847						0910			0914		0928	
Bournemouth (BMH)	d	0818					0849						0904	0912				0932	
Branksome (BSM)	d	0823					0854						0909	0917				0937	
Parkstone (Dorset) (PKS)	d	0826					0857						0912	0920				0940	
Poole (POO)	4 a	0830					0900						0916	0923				0943	
Poole (POO)	4 d						0901						0917					0944	
Hamworthy (HAM)	d						0906						0922					0949	
Holton Heath (HOL)	d												0926						
Wareham (WRM)	d						0913						0931					0956	
Wool (WOO)	d						0920						0938					1002	
Moreton (Dorset) (MTN)	d						0926						0944						
Dorchester South (DCH)	d						0934						0952					1014	
Dorchester West (DCW)	d																		1018
Upwey (UPW)	d						0940						0959					1029	
Weymouth (WEY)	a						0946						1005					1023	1034

NOTES (see introductory pages for explanation of train operator codes and standard symbols)

- a Arrival time
- d Departure time
- u Stops to pick up only
- D To Salisbury
- E Also calls at Brookwood 0626, Winchfield 0645 and Hook 0649
- F Also calls at Surbiton 0700, Walton-On-Thames 0707, Weybridge 0711, Brookwood 0726, Winchfield 0745 and Hook 0749
- G From Birmingham New Street
- H From Bristol Temple Meads
- MFO Mondays and Fridays only
- MFX Not Mondays and Fridays

London to Winchester, Fareham, Portsmouth, Southampton, Lymington, Yarmouth (IOW), Bournemouth and Weymouth

Mondays to Fridays from 21 September

Operator	SW	SW	SW	SW	SW	SW	SW	XC	SW	SW	SW	SW	SW	SW	SW	SW	SW	SW	SW
Days of operation/Notes	1	1	1	1	1	D	1	J	1	1	1	1	1	1	1	1	1	1	1
1st Class/Reservations/Bus/Ferry																			
Catering facilities																			
London Waterloo (WAT)	15 d		0805				0808		0835							0905			
Clapham Junction (CLJ)	10 d		0812u													0912u			
Woking (WOK)	d						0834		0900										
Farnborough (Main) (FNB)	d						0844												
Fleet (FLE)	d						0850												
Reading (RDG)	7 d							0854											
Basingstoke (BSK)	d		0849				0903	0911								0949			
Micheldever (MIC)	d						0913												
Winchester (WIN)	d	0841	0905				0922	0927	0933					0949	1005				
Shawford (SHW)	d	0845												0954					
Romsey (ROM)	d						0907												
Chandlers Ford (CFR)	d						0914												
Eastleigh (ESL)	3 a	0851					0920	0930						1000					
Eastleigh (ESL)	3 d	0852					0921	0931						1001					
Hedge End (HDE)	d							0937											
Botley (BOE)	d							0941											
Fareham (FRM)	a							0949											
Portchester (PTC)	a							0955											
Cosham (CSA)	a							0959											
Hilsea (HLS)	a							1004											
Fratton (FTN)	a							1008											
Portsmouth & Southsea (PMS)	a							1012											
Portsmouth Harbour (PMH)	a							1018											
Southampton Airport Parkwy (SOA)	15 d	0856	0914				0925		0936	0942				1006	1014				
Swaythling (SWG)	d						0927												
St Denys (SDN)	d						0930												
Southampton Central (SOU)	a	0903	0922				0935		0943	0949				1016	1022				
Southampton Central (SOU)	d	0906	0925				0937		0945	0952				0956		1025			
Millbrook (Hants) (MBK)	d						0940												
Redbridge (RDB)	d						0943a												
Totton (TTN)	d	0912												1001					
Ashurst New Forest (ANF)	d	0916												1006					
Beaulieu Road (BEU)	d													1010					
Brockenhurst (BCU)	3 a	0924	0939					0958	1005					1016		1039			
Brockenhurst (BCU)	3 d	0925	0940	0942				0959	1006	1012				1017		1040	1042		
Lymington Town (LYT)	d			0950						1020							1050		
Lymington Pier (LYP)	a			0952						1022							1052		
Lymington Pier (LYP)	d				1000								1040					1100	1120
Yarmouth (I.O.W.) (YMH)	a				1040								1120					1140	1200
Sway (SWY)	d	0930												1022					
New Milton (NWM)	d	0935	0947											1027		1047			
Hinton Admiral (HNA)	d	0939												1031					
Christchurch (CHR)	d	0944	0955											1036		1055			
Pokesdown (POK)	d	0947	0959											1039		1059			
Bournemouth (BMH)	a	0953	1003					1013	1021					1044		1103			
Bournemouth (BMH)	d		1006	1010												1106	1110		
Branksome (BSM)	d			1015						1030							1115		
Parkstone (Dorset) (PKS)	d			1018						1034							1118		
Poole (POO)	4 a		1016	1022						1037						1116	1122		
Poole (POO)	4 d		1017							1038						1117			
Hamworthy (HAM)	d		1022							1043						1122			
Holton Heath (HOL)	d		1026													1126			
Wareham (WRM)	d		1031							1050						1131			
Wool (WOO)	d		1038													1138			
Moreton (Dorset) (MTN)	d		1044													1144			
Dorchester South (DCH)	d		1052							1108						1152			
Dorchester West (DCW)	d																		
Upwey (UPW)	d		1059													1159			
Weymouth (WEY)	a		1105							1118						1207			

NOTES (see introductory pages for explanation of train operator codes and standard symbols)

- a Arrival time
- d Departure time
- u Stops to pick up only
- D To Salisbury
- J From Manchester Piccadilly
- MFO Mondays and Fridays only
- MFx Not Mondays and Fridays

London to Winchester, Fareham, Portsmouth, Southampton, Lymington, Yarmouth (IOW), Bournemouth and Weymouth

Mondays to Fridays from 21 September

Operator	SW	SW	XC	SW	SW	GW	SW	SW	SW	SW	SW	SW	SW	SW	SW	XC	SW	SW	SW
Days of operation/Notes	D	D	K	D	D	L	D	D	D	D	D	D	D	D	D	J	D	D	D
1st Class/Reservations/Bus/Ferry			◇													◇			
Catering facilities			☼													☼			
London Waterloo (WAT)	15 d	0909		0935						1005					1009		1035		
Clapham Junction (CLJ)	10 d									1012u									
Woking (WOK)	d	0934		1000											1034		1100		
Farnborough (Main) (FNB)	d	0944													1044				
Fleet (FLE)	d	0950													1050				
Reading (RDG)	7 d		0951													1052			
Basingstoke (BSK)	d	1003	1011							1049					1103	1111			
Micheldever (MIC)	d	1013													1113				
Winchester (WIN)	d	1022	1027	1033				1049	1105						1122	1127	1133		
Shawford (SHW)	d							1054											
Romsey (ROM)	d	1007													1107				
Chandlers Ford (CFR)	d	1014													1114				
Eastleigh (ESL)	3 a	1020	1030					1100							1120	1130			
Eastleigh (ESL)	3 d	1021	1031					1100							1121	1131			
Hedge End (HDE)	d		1037													1137			
Botley (BOE)	d		1041													1141			
Fareham (FRM)	a		1049													1149			
Portchester (PTC)	a		1055													1155			
Cosham (CSA)	a		1059													1159			
Hilsea (HLS)	a		1104													1204			
Fratton (FTN)	a		1108													1208			
Portsmouth & Southsea (PMS)	a		1112													1212			
Portsmouth Harbour (PMH)	a		1118													1218			
Southampton Airport Parkwy (SOA)	15 d	1025		1035	1042			1105	1114						1125		1136	1142	
Swaythling (SWG)	d	1027													1127				
St Denys (SDN)	d	1030													1130				
Southampton Central (SOU)	a	1035		1042	1049			1112	1122						1135		1143	1149	
Southampton Central (SOU)	d	1037		1045	1051		1058		1124						1137		1146	1152	
Millbrook (Hants) (MBK)	d	1040													1140				
Redbridge (RDB)	d	1043a													1143a				
Totton (TTN)	d						1104												
Ashurst New Forest (ANF)	d						1109												
Beaulieu Road (BEU)	d																		
Brockenhurst (BCU)	3 a		1059	1106			1117		1138							1159	1205		
Brockenhurst (BCU)	3 d		1100	1107	1112		1118		1139	1142						1200	1206	1212	
Lymington Town (LYT)	d			1120						1150								1220	
Lymington Pier (LYP)	a			1122						1152								1222	
Lymington Pier (LYP)	d												1200						1240
Yarmouth (I.O.W.) (YMH)	a												1240						1320
Sway (SWY)	d						1122												
New Milton (NWM)	d						1127		1146										
Hinton Admiral (HNA)	d						1131												
Christchurch (CHR)	d						1136		1154										
Pokesdown (POK)	d						1140		1158										
Bournemouth (BMH)	a		1114	1122			1144		1202							1214	1221		
Bournemouth (BMH)	d			1126					1206	1210								1225	
Branksome (BSM)	d			1131						1215								1230	
Parkstone (Dorset) (PKS)	d			1134						1218								1233	
Poole (POO)	4 a			1137						1216	1222							1237	
Poole (POO)	4 d			1138						1217								1238	
Hamworthy (HAM)	d			1143						1222								1243	
Holton Heath (HOL)	d									1226									
Wareham (WRM)	d			1150						1231								1250	
Wool (WOO)	d									1238									
Moreton (Dorset) (MTN)	d									1244									
Dorchester South (DCH)	d			1207						1252								1307	
Dorchester West (DCW)	d					1212													
Upwey (UPW)	d					1221			1259										
Weymouth (WEY)	a			1218		1226			1307									1317	

NOTES (see introductory pages for explanation of train operator codes and standard symbols)

- a Arrival time
- d Departure time
- u Stops to pick up only
- D To Salisbury
- J From Manchester Piccadilly
- K From Nottingham
- L From Gloucester
- MFO Mondays and Fridays only

London to Winchester, Fareham, Portsmouth, Southampton, Lymington, Yarmouth (IOW), Bournemouth and Weymouth

Mondays to Fridays from 21 September

Operator	SW	SW	SW	SW	SW	SW	SW	SW	SW	XC	SW	SW	GW	SW	SW	SW	SW	SW
Days of operation/Notes	1	1	1	1	1	1	1	1	1	1	1	1	1	1	1	1	1	1
1st Class/Reservations/Bus/Ferry																		
Catering facilities																		
London Waterloo (WAT)	15 d			1105					1109		1135						1205	
Clapham Junction (CLJ)	10 d			1112u													1212u	
Woking (WOK)	d								1134		1200							
Farnborough (Main) (FNB)	d								1144									
Fleet (FLE)	d								1150									
Reading (RDG)	7 d									1151								
Basingstoke (BSK)	d			1149					1203	1212							1248	
Micheldever (MIC)	d								1213									
Winchester (WIN)	d	1149		1205					1222	1227	1232					1253	1305	
Shawford (SHW)	d	1154														1258		
Romsey (ROM)	d								1207									
Chandlers Ford (CFR)	d								1214									
Eastleigh (ESL)	3 a		1200						1220	1230							1304	
Eastleigh (ESL)	3 d		1200						1221	1231							1304	
Hedge End (HDE)	d									1237								
Botley (BOE)	d									1241								
Fareham (FRM)	a									1249								
Portchester (PTC)	a									1255								
Cosham (CSA)	a									1259								
Hilsea (HLS)	a									1304								
Fratton (FTN)	a									1308								
Portsmouth & Southsea (PMS)	a									1312								
Portsmouth Harbour (PMH)	a									1318								
Southampton Airport Parkwy (SOA)	4 d		1204	1214					1225		1238	1243					1309	1314
Swaythling (SWG)	d								1227									
St Denys (SDN)	d								1230									
Southampton Central (SOU)	a		1212	1222					1235		1247	1251					1317	1322
Southampton Central (SOU)	d	1156		1224					1237		1249	1253				1256		1324
Millbrook (Hants) (MBK)	d								1240									
Redbridge (RDB)	d								1243a									
Totton (TTN)	d	1201														1302		
Ashurst New Forest (ANF)	d	1206														1306		
Beaulieu Road (BEU)	d	1210																
Brockenhurst (BCU)	3 a		1216		1238													
Brockenhurst (BCU)	3 d		1217		1239	1242					1302	1307				1316		1338
Lymington Town (LYT)	d					1250					1303	1307	1312			1317		1339
Lymington Pier (LYP)	a					1252							1320					1342
Lymington Pier (LYP)	d																	1350
Yarmouth (I.O.W.) (YMH)	a																	1352
Yarmouth (I.O.W.) (YMH)	a																	
Sway (SWY)	d	1222														1322		
New Milton (NWM)	d	1227			1246											1327		1346
Hinton Admiral (HNA)	d	1231														1331		
Christchurch (CHR)	d	1236			1254											1336		1354
Pokesdown (POK)	d	1239			1258											1339		1358
Bournemouth (BMH)	a	1244			1302						1317	1323				1344		1402
Bournemouth (BMH)	d			1306	1310													
Branksome (BSM)	d				1315													1406
Parkstone (Dorset) (PKS)	d				1318													1410
Poole (POO)	4 a				1316	1322												1415
Poole (POO)	4 d																	1418
Hamworthy (HAM)	d				1317													1422
Holton Heath (HOL)	d				1322													1426
Wareham (WRM)	d				1326													1431
Wool (WOO)	d				1331													1438
Moreton (Dorset) (MTN)	d				1338													1444
Dorchester South (DCH)	d				1344													1452
Dorchester West (DCW)	d				1352													
Upwey (UPW)	d															1412		
Weymouth (WEY)	a				1359											1421		1459
Weymouth (WEY)	a				1407											1426		1507

NOTES (see introductory pages for explanation of train operator codes and standard symbols)

- a Arrival time
- d Departure time
- u Stops to pick up only
- D To Salisbury
- J From Manchester Piccadilly
- L From Gloucester
- MFO Mondays and Fridays only
- MFX Not Mondays and Fridays

London to Winchester, Fareham, Portsmouth, Southampton, Lymington, Yarmouth (IOW), Bournemouth and Weymouth

Mondays to Fridays from 21 September














Operator	SW	SW	SW	XC	SW	SW	SW	SW	SN	SW	SW	SW	SW	SW	SW	SW	SW	XC
Days of operation/Notes	D	D	D	J	D	D	MFO	D	M	D	D	D	D	D	D	D	D	J
1st Class/Reservations/Bus/Ferry																		
Catering facilities																		
London Waterloo (WAT)	15 d		1209		1235							1305					1309	
Clapham Junction (CLJ)	10 d											1312u						
Woking (WOK)	d		1234		1300												1334	
Farnborough (Main) (FNB)	d		1244														1344	
Fleet (FLE)	d		1250														1350	
Reading (RDG)	7 d			1252														1352
Basingstoke (BSK)	d		1303	1311								1348					1403	1411
Micheldever (MIC)	d		1313														1413	
Winchester (WIN)	d		1322	1327	1333					1349	1405						1422	1427
Shawford (SHW)	d									1354								
Romsey (ROM)	d	1307															1407	
Chandlers Ford (CFR)	d	1314															1414	
Eastleigh (ESL)	3 a	1320	1330							1400							1420	1430
Eastleigh (ESL)	3 d	1321	1331						1352	1401							1421	1431
Hedge End (HDE)	d		1337															1437
Botley (BOE)	d		1343															1441
Fareham (FRM)	a		1350															1449
Portchester (PTC)	a		1356															1455
Cosham (CSA)	a		1401															1459
Hilsea (HLS)	a		1406															1504
Fratton (FTN)	a		1410															1508
Portsmouth & Southsea (PMS)	a		1413															1512
Portsmouth Harbour (PMH)	a		1418															1518
Southampton Airport Parkwy (SOA)	4 d	1325		1336	1342				1356	1405	1414						1425	1436
Swaythling (SWG)	d	1327															1427	
St Denys (SDN)	d	1330															1430	
Southampton Central (SOU)	a	1335		1343	1349				1404	1412	1422						1435	1443
Southampton Central (SOU)	d	1337		1345	1352			1356			1424						1437	1445
Millbrook (Hants) (MBK)	d	1340															1440	
Redbridge (RDB)	d	1343a															1443a	
Totton (TTN)	d							1401										
Ashurst New Forest (ANF)	d							1406										
Beaulieu Road (BEU)	d							1410										
Brockenhurst (BCU)	3 a			1358	1405			1416			1438							1458
Brockenhurst (BCU)	3 d			1359	1406	1412		1417			1439	1442						1459
Lymington Town (LYT)	d					1420						1450						
Lymington Pier (LYP)	a					1422						1452						
Lymington Pier (LYP)	d	1400					1440						1500	1520				
Yarmouth (I.O.W.) (YMH)	a	1440					1520						1540	1600				
Sway (SWY)	d							1422										
New Milton (NWM)	d							1427			1446							
Hinton Admiral (HNA)	d							1431										
Christchurch (CHR)	d							1436			1454							
Pokesdown (POK)	d							1439			1458							
Bournemouth (BMH)	a			1413	1422			1444			1502							1513
Bournemouth (BMH)	d				1426						1506	1510						
Branksome (BSM)	d				1431							1515						
Parkstone (Dorset) (PKS)	d				1434							1518						
Poole (POO)	4 a				1438						1516	1522						
Poole (POO)	4 d				1439						1517							
Hamworthy (HAM)	d				1444						1522							
Holton Heath (HOL)	d										1526							
Wareham (WRM)	d				1450						1531							
Wool (WOO)	d										1538							
Moreton (Dorset) (MTN)	d										1544							
Dorchester South (DCH)	d				1507						1552							
Dorchester West (DCW)	d																	
Upwey (UPW)	d										1559							
Weymouth (WEY)	a				1518						1607							

NOTES (see introductory pages for explanation of train operator codes and standard symbols)

- a Arrival time
- d Departure time
- u Stops to pick up only
- D To Salisbury
- J From Manchester Piccadilly
- M From Brighton
- MFO Mondays and Fridays only
- MFX Not Mondays and Fridays

London to Winchester, Fareham, Portsmouth, Southampton, Lymington, Yarmouth (IOW), Bournemouth and Weymouth

Mondays to Fridays from 21 September

Operator Days of operation/Notes 1st Class/Reservations/Bus/Ferry Catering facilities	SW 1	SW 1	GW L	SN N	SW 1	SW 1	SW 1	SW 1	SW 1	SW 1	SW D	SW 1	XC J	SW 1	SW 1	SW MFO	SW 1	SW 1
London Waterloo (WAT) 	d	1335						1405						1409		1435		
Clapham Junction (CLJ) 	d							1412u										
Woking (WOK)	d	1401												1434		1500		
Farnborough (Main) (FNB)	d													1444				
Fleet (FLE)	d													1450				
Reading (RDG) 	d													1452				
Basingstoke (BSK)	d							1449						1503	1511			
Micheldever (MIC)	d													1513				
Winchester (WIN)	d	1433				1449	1505							1522	1527	1532		1549
Shawford (SHW)	d					1454												1554
Romsey (ROM)	d											1507						
Chandlers Ford (CFR)	d											1514						
Eastleigh (ESL) 	a					1500						1520	1530					1600
Eastleigh (ESL) 	d			1500		1501						1521	1531					1601
Hedge End (HDE)	d												1537					
Botley (BOE)	d												1541					
Fareham (FRM)	a			1514									1549					
Portchester (PTC)	a												1555					
Cosham (CSA)	a			1522									1559					
Hilsea (HLS)	a												1604					
Fratton (FTN)	a												1608					
Portsmouth & Southsea (PMS)	a												1612					
Portsmouth Harbour (PMH) 	a												1618					
Southampton Airport Parkwy (SOA) 	d	1442				1505	1514					1525		1536	1541			1605
Swaythling (SWG)	d											1527						
St Denys (SDN)	d											1530						
Southampton Central (SOU)	a	1450				1515	1522					1535		1543	1548			1614
Southampton Central (SOU)	d	1451				1456		1524				1537		1545	1551			1556
Millbrook (Hants) (MBK)	d											1540						
Redbridge (RDB)	d											1543a						
Totton (TTN)	d					1501												1601
Ashurst New Forest (ANF)	d					1506												1606
Beaulieu Road (BEU)	d																	1610
Brockenhurst (BCU) 	a	1505				1516		1538						1558	1604			1616
Brockenhurst (BCU) 	d	1506	1512			1517		1539	1542					1559	1605	1612		1626
Lymington Town (LYT)	d		1520						1550							1620		
Lymington Pier (LYP)	a		1522						1552							1622		
Lymington Pier (LYP) 	d									1600						1640		
Yarmouth (I.O.W.) (YMH) 	a									1640						1720		
Sway (SWY)	d					1522												1631
New Milton (NWM)	d					1527		1546										1636
Hinton Admiral (HNA)	d					1531												1640
Christchurch (CHR)	d					1536		1554										1645
Pokesdown (POK)	d					1539		1558										1648
Bournemouth (BMH)	a	1522				1544		1602						1613	1621			1653
Bournemouth (BMH)	d	1525						1606	1610							1625		
Branksome (BSM)	d	1530							1615							1630		
Parkstone (Dorset) (PKS)	d	1533							1618							1633		
Poole (POO) 	a	1537						1616	1622							1636		
Poole (POO) 	d	1538						1617								1637		
Hamworthy (HAM)	d	1543						1622								1642		
Holton Heath (HOL)	d							1626										
Wareham (WRM)	d	1550						1631								1649		
Wool (WOO)	d							1638								1656		
Moreton (Dorset) (MTN)	d							1644										
Dorchester South (DCH)	d	1607						1652								1708		
Dorchester West (DCW)	d			1612														
Upwey (UPW)	d			1621				1659										
Weymouth (WEY)	a	1618		1626				1707								1716		

NOTES (see introductory pages for explanation of train operator codes and standard symbols)

- a Arrival time
- d Departure time
- u Stops to pick up only
- D To Salisbury
- J From Manchester Piccadilly
- L From Gloucester
- N From Southampton Central to Brighton
- MFO Mondays and Fridays only

London to Winchester, Fareham, Portsmouth, Southampton, Lymington, Yarmouth (IOW), Bournemouth and Weymouth

Mondays to Fridays from 21 September

Operator	SW	SW	SW	SW	SW	SW	SW	XC	SW	SW	SW	GW	SW	SW	SW	SW	SW
Days of operation/Notes	1	1	1	1	1	1	1	1	1	1	1	1	1	1	1	1	1
1st Class/Reservations/Bus/Ferry	1	1	1	1	1	1	1	1	1	1	1	1	1	1	1	1	1
Catering facilities	1	1	1	1	1	1	1	1	1	1	1	1	1	1	1	1	1
London Waterloo (WAT)	15 d	1505					1509		1535						1512	1605	
Clapham Junction (CLJ)	10 d	1512u													1519u	1612u	
Woking (WOK)	d						1534		1600						1549		
Farnborough (Main) (FNB)	d						1544								1603		
Fleet (FLE)	d						1550								1608		
Reading (RDG)	7 d							1552									
Basingstoke (BSK)	d	1549					1603	1611							1629	1648	
Micheldever (MIC)	d						1613										
Winchester (WIN)	d	1605					1622	1628	1633					1639	1646	1704	
Shawford (SHW)	d													1643			
Romsey (ROM)	d					1607											
Chandlers Ford (CFR)	d					1614											
Eastleigh (ESL)	3 a					1620	1630							1649	1654		
Eastleigh (ESL)	3 d					1621	1631							1650	1654		
Hedge End (HDE)	d						1637								1701		
Botley (BOE)	d						1641								1705		
Fareham (FRM)	a						1649								1718		
Portchester (PTC)	a						1655								1724		
Cosham (CSA)	a						1659								1728		
Hilsea (HLS)	a						1704										
Fratton (FTN)	a						1708								1738		
Portsmouth & Southsea (PMS)	a						1712								1742		
Portsmouth Harbour (PMH)	a						1718								1751		
Southampton Airport Parkway (SOA)	4 d	1614				1625		1637	1642					1654		1714	
Swaythling (SWG)	d					1627								1657			
St Denys (SDN)	d					1630								1700			
Southampton Central (SOU)	a	1621				1635		1644	1650					1705		1721	
Southampton Central (SOU)	d	1626	1628			1628	1637	1649	1654	1656				1656	1713	1725	1728
Millbrook (Hants) (MBK)	d						1640										
Redbridge (RDB)	d						1643a								1717		
Totton (TTN)	d					1634								1702	1720		
Ashurst New Forest (ANF)	d					1639								1707			
Beaulieu Road (BEU)	d													1711			
Brockenhurst (BCU)	3 a	1639				1647		1703	1708					1717	1731	1738	
Brockenhurst (BCU)	3 d	1640	1644			1647		1704	1709	1714				1718	1731	1739	1744
Lymington Town (LYT)	d		1652							1722							1752
Lymington Pier (LYP)	a		1654							1724							1754
Lymington Pier (LYP)	d					1700											
Yarmouth (I.O.W.) (YMH)	a					1740											
Sway (SWY)	d					1652								1722			
New Milton (NWM)	d					1657								1727	1738		
Hinton Admiral (HNA)	d					1701								1731			
Christchurch (CHR)	d					1706								1737	1745		
Pokesdown (POK)	d					1709								1741			
Bournemouth (BMH)	a	1701				1713		1721	1726					1745	1752	1755	
Bournemouth (BMH)	d	1702				1715			1728					1746		1757	
Branksome (BSM)	d	1708							1733					1751		1802	
Parkstone (Dorset) (PKS)	d	1711							1736					1754		1805	
Poole (POO)	4 a	1716				1725			1739					1758		1809	
Poole (POO)	4 d	1717							1740							1810	
Hamworthy (HAM)	d	1722							1745							1815	
Holton Heath (HOL)	d	1726														1819	
Wareham (WRM)	d	1731							1752							1824	
Wool (WOO)	d	1738							1758							1831	
Moreton (Dorset) (MTN)	d	1744														1838	
Dorchester South (DCH)	d	1752							1810							1846	
Dorchester West (DCW)	d												1815				
Upwey (UPW)	d	1759											1823			1853	
Weymouth (WEY)	a	1805							1818				1828			1900	

NOTES (see introductory pages for explanation of train operator codes and standard symbols)

- a Arrival time
- d Departure time
- u Stops to pick up only
- D To Salisbury
- J From Manchester Piccadilly
- L From Gloucester
- P Also calls at Surbiton 1530, Walton-On-Thames 1537, Weybridge 1541, Brookwood 1555, Winchfield 1614 and Hook 1618
- MFx** Not Mondays and Fridays

London to Winchester, Fareham, Portsmouth, Southampton, Lymington, Yarmouth (IOW), Bournemouth and Weymouth

Mondays to Fridays from 21 September

Operator	SW	SW	SW	SW	XC	SW	SW	SW	SW	GW	SW	SW	SW	SW	SW	SW	SW	XC
Days of operation/Notes			D		J					L		Q						J
1st Class/Reservations/Bus/Ferry																		
Catering facilities																		
London Waterloo (WAT)	15 d			1609		1635						1612	1705			1709		
Clapham Junction (CLJ)	10 d											1619u						
Woking (WOK)	d			1634		1659u						1652				1734		
Farnborough (Main) (FNB)	d			1644								1705				1744		
Fleet (FLE)	d			1650								1710				1750		
Reading (RDG)	7 d				1652													1751
Basingstoke (BSK)	d			1703	1711	1719						1730	1746			1803	1811	
Micheldever (MIC)	d			1713												1813		
Winchester (WIN)	d			1722	1727	1735						1749	1802			1822	1827	
Shawford (SHW)	d											1754				1827		
Romsey (ROM)	d			1707												1807		
Chandlers Ford (CFR)	d			1714												1814		
Eastleigh (ESL)	3 a			1720	1730							1800				1821	1832	
Eastleigh (ESL)	3 d			1721	1731							1801				1821	1834	
Hedge End (HDE)	d				1737												1840	
Botley (BOE)	d				1741												1844	
Fareham (FRM)	a				1749												1852	
Portchester (PTC)	a				1755												1858	
Cosham (CSA)	a				1759												1902	
Hilsea (HLS)	a				1804												1908	
Fratton (FTN)	a				1808												1912	
Portsmouth & Southsea (PMS)	a				1812												1915	
Portsmouth Harbour (PMH)	a				1820												1921	
Southampton Airport Parkwy (SOA)	4 d			1725		1736	1744					1805	1811			1825		1835
Swaythling (SWG)	d			1727								1808				1828		
St Denys (SDN)	d			1730								1811				1831		
Southampton Central (SOU)	a			1735		1743	1751					1818	1819			1836		1842
Southampton Central (SOU)	d			1728	1737		1749	1755	1758			1758		1822	1825		1840	1845
Millbrook (Hants) (MBK)	d				1740												1843	
Redbridge (RDB)	d				1743a												1846a	
Totton (TTN)	d			1733								1804		1831				
Ashurst New Forest (ANF)	d			1738								1808		1835				
Beaulieu Road (BEU)	d											1813						
Brockenhurst (BCU)	3 a			1746		1802	1809					1819		1843				1858
Brockenhurst (BCU)	3 d			1746		1803	1810	1814				1819		1844	1848			1859
Lymington Town (LYT)	d							1822							1856			
Lymington Pier (LYP)	a							1824							1858			
Lymington Pier (LYP)	d	1800																
Yarmouth (I.O.W.) (YMH)	a	1840																
Sway (SWY)	d			1751								1824		1848				
New Milton (NWM)	d			1756								1829		1853				
Hinton Admiral (HNA)	d			1800								1833		1857				
Christchurch (CHR)	d			1806								1839		1903				
Pokesdown (POK)	d			1809								1842		1906				
Bournemouth (BMH)	a			1813		1817	1825					1846		1850	1910			1914
Bournemouth (BMH)	d			1815										1852	1912			
Branksome (BSM)	d			1820										1857	1917			
Parkstone (Dorset) (PKS)	d			1823										1900	1920			
Poole (POO)	4 a			1826										1903	1924			
Poole (POO)	4 d													1904				
Hamworthy (HAM)	d													1909				
Holton Heath (HOL)	d													1913				
Wareham (WRM)	d													1918				
Wool (WOO)	d													1925				
Moreton (Dorset) (MTN)	d													1934c				
Dorchester South (DCH)	d													1942				
Dorchester West (DCW)	d											1926						
Upwey (UPW)	d											1934		1949				
Weymouth (WEY)	a											1940		1956				

NOTES (see introductory pages for explanation of train operator codes and standard symbols)

- a Arrival time
- d Departure time
- u Stops to pick up only
- c Arrives 3 minutes earlier
- D To Salisbury
- J From Manchester Piccadilly
- L From Gloucester
- Q Also calls at Surbiton 1630, Walton-On-Thames 1637, Weybridge 1641, Brookwood 1657, Winchfield 1716 and Hook 1720
- TWX Not Tuesdays and Wednesdays

London to Winchester, Fareham, Portsmouth, Southampton, Lymington, Yarmouth (IOW), Bournemouth and Weymouth

Mondays to Fridays from 21 September

Operator	SW	SW	SW	SW	GW	SW	SW	SW	SW	SW	SW	SW	SW	XC	SW	SW	SW	SW	SW
Days of operation/Notes	1	1	1	1	L	R	1	1	1	1	1	1	1	J	1	1	1	1	1
1st Class/Reservations/Bus/Ferry																			
Catering facilities																			
London Waterloo (WAT)	15 d	1735				1720	1805						1807		1835				
Clapham Junction (CLJ)	10 d												1814u						
Woking (WOK)	d					1745							1834						
Farnborough (Main) (FNB)	d					1758							1845						
Fleet (FLE)	d					1804							1850						
Reading (RDG)	7 d													1852					
Basingstoke (BSK)	d	1817				1824	1846						1903	1911	1917				
Micheldever (MIC)	d					1834							1913						
Winchester (WIN)	d	1833				1843	1902						1922	1927	1933			1949	
Shawford (SHW)	d					1848							1927					1954	
Romsey (ROM)	d											1907							
Chandlers Ford (CFR)	d											1914							
Eastleigh (ESL)	3 a					1854						1920	1933					2000	
Eastleigh (ESL)	3 d					1855						1921	1934					2000	
Hedge End (HDE)	d												1940						
Botley (BOE)	d												1944						
Fareham (FRM)	a												1952						
Portchester (PTC)	a												1958						
Cosham (CSA)	a												2002						
Hilsea (HLS)	a												2008						
Fratton (FTN)	a												2012						
Portsmouth & Southsea (PMS)	a												2015						
Portsmouth Harbour (PMH)	a												2021						
Southampton Airport Parkwy (SOA)	1 d	1842				1859	1911					1925		1935	1942			2005	
Swaythling (SWG)	d					1902						1927						2007	
St Denys (SDN)	d					1905						1930						2010	
Southampton Central (SOU)	a	1849				1916	1918					1935		1942	1950			2015	
Southampton Central (SOU)	d	1853	1856				1922	1925	1925			1937		1944	1954	1956			
Millbrook (Hants) (MBK)	d											1940							
Redbridge (RDB)	d											1943a							
Totton (TTN)	d	1901										1930				2002			
Ashurst New Forest (ANF)	d	1906										1935				2007			
Beaulieu Road (BEU)	d																		
Brockenhurst (BCU)	3 a	1914										1943		1957	2015				
Brockenhurst (BCU)	3 d	1915	1918									1944	1948	1958	2015	2018			
Lymington Town (LYT)	d		1926									1956				2026			
Lymington Pier (LYP)	a		1928									1958				2028			
Lymington Pier (LYP)	d			2000														2100	
Yarmouth (I.O.W.) (YMH)	a			2040														2140	
Sway (SWY)	d	1919										1948				2020			
New Milton (NWM)	d	1924										1953				2025			
Hinton Admiral (HNA)	d	1928										1957				2029			
Christchurch (CHR)	d	1934										2003				2035			
Pokesdown (POK)	d	1938										2007				2038			
Bournemouth (BMH)	a	1922	1942				1950					2011		2015	2022	2042			
Bournemouth (BMH)	d	1924	1943				1951					2012				2023	2044		
Branksome (BSM)	d	1929	1948				1956					2017				2028	2049		
Parkstone (Dorset) (PKS)	d	1932	1951				1959					2020				2031	2052		
Poole (POO)	4 a	1935	1955				2003					2025				2035	2057		
Poole (POO)	4 d	1937					2004									2036			
Hamworthy (HAM)	d	1942					2009									2041			
Holton Heath (HOL)	d						2013												
Wareham (WRM)	d	1949					2018									2047			
Wool (WOO)	d	1956					2025									2055			
Moreton (Dorset) (MTN)	d						2031												
Dorchester South (DCH)	d	2008					2040									2106			
Dorchester West (DCW)	d					2027													
Upwey (UPW)	d					2036		2046											
Weymouth (WEY)	a	2021				2041		2054								2118			

NOTES (see introductory pages for explanation of train operator codes and standard symbols)

- a Arrival time
- d Departure time
- u Stops to pick up only
- D To Salisbury
- J From Manchester Piccadilly
- L From Gloucester
- R Also calls at Brookwood 1751, Winchfield 1809 and Hook 1814
- TWX Not Tuesdays and Wednesdays

London to Winchester, Fareham, Portsmouth, Southampton, Lymington, Yarmouth (IOW), Bournemouth and Weymouth

Mondays to Fridays from 21 September

Operator	SW	SW	SW	SW	SW	XC	SW	SW	SW	SW	SW	SW	SW	GW	SW	SW	XC	SW	SW
Days of operation/Notes	1	1	1	D	1	J	1	1	1	1	1	1	1	H	D	1	J	1	1
1st Class/Reservations/Bus/Ferry						1											1		
Catering facilities																			
London Waterloo (WAT)	15 d	1905			1909		1935				2005					2009		2035	
Clapham Junction (CLJ)	10 d	1912u									2012u								
Woking (WOK)	d				1934		2000									2034		2100	
Farnborough (Main) (FNB)	d				1944											2044			
Fleet (FLE)	d				1949											2050			
Reading (RDG)	7 d					1950											2049		
Basingstoke (BSK)	d	1948			2002	2011					2049					2103	2111		
Micheldever (MIC)	d				2012											2113			
Winchester (WIN)	d	2004			2022	2027	2032			2049	2105					2122	2128	2133	
Shawford (SHW)	d				2027					2054						2127			
Romsey (ROM)	d			2007											2107				
Chandlers Ford (CFR)	d			2014											2114				
Eastleigh (ESL)	3 a			2020	2032					2059					2120	2133			
Eastleigh (ESL)	3 d			2021	2034					2103					2121	2133			
Hedge End (HDE)	d				2040											2140			
Botley (BOE)	d				2044											2144			
Fareham (FRM)	a				2052											2151			
Portchester (PTC)	a				2058											2157			
Cosham (CSA)	a				2103											2202			
Hilsea (HLS)	a				2108											2209			
Fratton (FTN)	a				2112											2213			
Portsmouth & Southsea (PMS)	a				2115											2217			
Portsmouth Harbour (PMH)	a				2119											2221			
Southampton Airport Parkwy (SOA)	14 d	2013		2025		2037	2041			2107	2114				2125		2137	2142	
Swaythling (SWG)	d			2027											2127				
St Denys (SDN)	d			2030						2113					2130				
Southampton Central (SOU)	a	2021		2035		2044	2049			2118	2121				2135		2144	2149	
Southampton Central (SOU)	d	2025	2028		2038		2045	2051	2056			2125			2137		2145	2151	2156
Millbrook (Hants) (MBK)	d				2041										2140				
Redbridge (RDB)	d				2045a										2143a				
Totton (TTN)	d		2033						2101			2130							2201
Ashurst New Forest (ANF)	d		2038						2106										2206
Beaulieu Road (BEU)	d																		2210
Brockenhurst (BCU)	3 a	2039	2046			2059	2104	2116			2141						2158	2205	2216
Brockenhurst (BCU)	3 d	2040	2046	2048		2100	2105	2117	2118	2126	2142	2148					2159	2206	2217
Lymington Town (LYT)	d			2056						2126		2156							
Lymington Pier (LYP)	a			2058						2128		2158							
Lymington Pier (LYP)	d																		
Yarmouth (I.O.W.) (YMH)	a																		
Sway (SWY)	d		2051					2122			2146								2222
New Milton (NWM)	d		2056					2127			2151								2227
Hinton Admiral (HNA)	d		2100					2131			2155								2231
Christchurch (CHR)	d		2106					2136			2201								2236
Pokesdown (POK)	d		2109					2139			2205								2239
Bournemouth (BMH)	a	2054	2113			2116	2121	2143			2209						2215	2221	2244
Bournemouth (BMH)	d	2058	2115					2125											2225
Branksome (BSM)	d	2103	2120					2130											2230
Parkstone (Dorset) (PKS)	d	2106	2123					2133											2233
Poole (POO)	4 a	2109	2126					2137											2237
Poole (POO)	4 d	2110						2138											2238
Hamworthy (HAM)	d	2115						2143											2243
Holton Heath (HOL)	d																		
Wareham (WRM)	d	2123					2150												2250
Wool (WOO)	d	2129					2157												2257
Moreton (Dorset) (MTN)	d	2141e					2203												2303
Dorchester South (DCH)	d	2149					2211												2311
Dorchester West (DCW)	d													2255					
Upwey (UPW)	d	2155					2218							2303					2318
Weymouth (WEY)	a	2201					2223							2308					2323

NOTES (see introductory pages for explanation of train operator codes and standard symbols)

- a Arrival time
- d Departure time
- u Stops to pick up only
- e Arrives 4 minutes earlier
- D To Salisbury
- H From Bristol Temple Meads
- J From Manchester Piccadilly

London to Winchester, Fareham, Portsmouth, Southampton, Lymington, Yarmouth (IOW), Bournemouth and Weymouth

Mondays to Fridays from 21 September

Operator	SW	GW	SW	SW	SW	XC	SW	SW	SW	SW	SN	SW	XC	SW	SW	SW	SW
Days of operation/Notes	1	S	1	D	1	J	1	1	1	D	T	1	J	1	1	1	1
1st Class/Reservations/Bus/Ferry						1											
Catering facilities																	
London Waterloo (WAT)	15 d		2105		2109		2135		2205			2208		2235	2305	2335	0105
Clapham Junction (CLJ)	10 d		2112u						2212u			2215u			2312u	2344u	0115
Woking (WOK)	d				2134		2200					2235		2300	2332	0004	0142
Farnborough (Main) (FNB)	d				2144							2245				0015	0151s
Fleet (FLE)	d				2150							2251				0020	0157s
Reading (RDG)	7 d					2152							2249				
Basingstoke (BSK)	d		2149		2203	2211			2250			2304	2311	2319	2352	0035	0209s
Micheldever (MIC)	d				2213							2314			0002		
Winchester (WIN)	d		2205		2222	2227	2234		2306			2323	2328	2335	0012	0051	0225s
Shawford (SHW)	d				2227							2328			0016		
Romsey (ROM)	d				2207					2311							
Chandlers Ford (CFR)	d				2214					2318							
Eastleigh (ESL)	3 a				2221	2233				2325		2334			0022	0059	0235s
Eastleigh (ESL)	3 d	2209		2222	2233					2325	2330	2339			0023	0100	
Hedge End (HDE)	d				2240							2346					
Botley (BOE)	d				2244							2350					
Fareham (FRM)	a				2251						2344	2358					
Portchester (PTC)	a				2257							0004					
Cosham (CSA)	a				2302						2353	0008					
Hilsea (HLS)	a				2309							0013					
Fratton (FTN)	a				2313							0017					
Portsmouth & Southsea (PMS)	a				2317							0021					
Portsmouth Harbour (PMH)	a				2322							0025					
Southampton Airport Parkway (SOA)	4 d	2213	2216	2226		2235	2243		2315	2329			2336	2344	0027	0105	0239s
Swaythling (SWG)	d			2228						2332							
St Denys (SDN)	d			2231						2335					0031s		0244s
Southampton Central (SOU)	a	2221	2225	2236		2242	2250		2322	2341			2345	2352	0036	0112	0249
Southampton Central (SOU)	d	2222	2227	2238		2245	2252		2324	2342				2353		0113	
Millbrook (Hants) (MBK)	d			2240						2345							
Redbridge (RDB)	d			2244a						2348a							
Totton (TTN)	d		2232							2329						0119s	
Ashurst New Forest (ANF)	d		2237							2334							
Beaulieu Road (BEU)	d																
Brockenhurst (BCU)	3 a		2245			2258	2305		2342					0007		0130s	
Brockenhurst (BCU)	3 d	2218	2247			2259	2306	2316	2343					0008			
Lymington Town (LYT)	d	2226															
Lymington Pier (LYP)	a	2228															
Lymington Pier (LYP)	d																
Yarmouth (I.O.W.) (YMH)	a																
Sway (SWY)	d		2251					2321	2347								
New Milton (NWM)	d		2256					2326	2352							0137s	
Hinton Admiral (HNA)	d		2300					2330	2356								
Christchurch (CHR)	d		2305					2335	0002							0144s	
Pokesdown (POK)	d		2309					2338	0006							0148s	
Bournemouth (BMH)	a		2314			2315	2321	2342	0010					0023		0152	
Bournemouth (BMH)	d							2325	2344					0024			
Branksome (BSM)	d							2330	2349					0029			
Parkstone (Dorset) (PKS)	d							2333	2352					0032			
Poole (POO)	4 a							2337	2355					0036			
Poole (POO)	4 d							2338									
Hamworthy (HAM)	d							2343									
Holton Heath (HOL)	d																
Wareham (WRM)	d							2350									
Wool (WOO)	d							2357									
Moreton (Dorset) (MTN)	d							0004									
Dorchester South (DCH)	d							0012									
Dorchester West (DCW)	d																
Upwey (UPW)	d							0018									
Weymouth (WEY)	a							0023									

NOTES (see introductory pages for explanation of train operator codes and standard symbols)

- a Arrival time
- d Departure time
- s Stops to set down only
- u Stops to pick up only
- D To Salisbury
- J From Manchester Piccadilly
- S To Bristol Temple Meads
- T From Southampton Central to Littlehampton
- U Also calls at Vauxhall 0109, Wimbledon 0120 and Surbiton 0128
- SM Saturday mornings

London to Winchester, Fareham, Portsmouth, Southampton, Lymington, Yarmouth (IOW), Bournemouth and Weymouth

Saturdays until 19 September

Operator	SW	SW	SW	SW	SW	SW	SW	GW	SW	SW	SW	SW	SW	SW	SW	SW	SW	SW
Days of operation/Notes	1	1	1	1	1	1	1	A	B	1	1	1	1	1	1	1	1	1
1st Class/Reservations/Bus/Ferry	1	1	1	1	1	1	1	1	1	1	1	1	1	1	1	1	1	1
London Waterloo (WAT)	15 d														0521			
Clapham Junction (CLJ)	10 d														0528u			
Woking (WOK)	d														0554			
Farnborough (Main) (FNB)	d														0605			
Fleet (FLE)	d														0610			
Reading (RDG)	7 d																	
Basingstoke (BSK)	d	0510													0623			
Micheldever (MIC)	d														0633			
Winchester (WIN)	d	0526													0642			
Shawford (SHW)	d																	
Romsey (ROM)	d								0558									0707
Chandlers Ford (CFR)	d								0606									0714
Eastleigh (ESL)	3 a	0534							0612						0650			0720
Eastleigh (ESL)	3 d	0535							0613	0625	0628				0651			0721
Hedge End (HDE)	d										0634							
Botley (BOE)	d										0638							
Fareham (FRM)	a										0647							
Portchester (PTC)	a										0653							
Cosham (CSA)	a										0657							
Hilsea (HLS)	a										0702							
Fratton (FTN)	a										0706							
Portsmouth & Southsea (PMS)	a										0710							
Portsmouth Harbour (PMH)	a										0715							
Southampton Airport Parkway (SOA)	1 d	0540							0617	0629					0655			0725
Swaythling (SWG)	d								0619									0727
St Denys (SDN)	d	0544							0622									0730
Southampton Central (SOU)	a	0549							0631	0638					0703			0735
Southampton Central (SOU)	d					0620			0633						0705	0721		0737
Millbrook (Hants) (MBK)	d								0636									0740
Redbridge (RDB)	d								0639a									0743a
Totton (TTN)	d					0625									0710	0726		
Ashurst New Forest (ANF)	d					0630										0731		
Beaulieu Road (BEU)	d																	
Brockenhurst (BCU)	3 a					0638									0721	0739		
Brockenhurst (BCU)	3 d					0612	0615	0639	0642						0712	0721	0740	
Lymington Town (LYT)	d					0620			0650						0720		0750	
Lymington Pier (LYP)	a					0622			0652						0722		0752	
Lymington Pier (LYP)	d					0655											0800	
Yarmouth (I.O.W.) (YMH)	a					0735											0840	
Sway (SWY)	d					0620	0643								0726	0744		
New Milton (NWM)	d					0625	0648								0731	0749		
Hinton Admiral (HNA)	d					0629	0652								0735	0753		
Christchurch (CHR)	d					0634	0657								0740	0758		
Pokesdown (POK)	d					0637	0701								0743	0802		
Bournemouth (BMH)	a					0641	0706								0747	0806		
Bournemouth (BMH)	d		0611			0644	0711								0749	0809		
Branksome (BSM)	d		0616			0649	0716								0754	0814		
Parkstone (Dorset) (PKS)	d		0619			0652	0719								0757	0817		
Poole (POO)	4 a		0623			0655	0723								0800	0821		
Poole (POO)	4 d		0624			0657	0724								0801	0822		
Hamworthy (HAM)	d		0629			0702	0729								0806	0827		
Holton Heath (HOL)	d		0633			0706	0733									0831		
Wareham (WRM)	d		0638			0711	0738								0813	0836		
Wool (WOO)	d		0644			0717	0744								0819	0842		
Moreton (Dorset) (MTN)	d		0650			0723	0750								0825	0848		
Dorchester South (DCH)	d		0658			0731	0758								0833	0856		
Dorchester West (DCW)	d							0812										
Upwey (UPW)	d		0705			0738	0805	0820							0840	0903		
Weymouth (WEY)	a		0709			0742	0809	0825							0845	0908		

NOTES (see introductory pages for explanation of train operator codes and standard symbols)

- a Arrival time
- d Departure time
- u Stops to pick up only
- A From Westbury
- B From Salisbury to Salisbury
- C Also calls at Wimbeldon 0534 and Surbiton 0542
- D To Salisbury

London to Winchester, Fareham, Portsmouth, Southampton, Lymington, Yarmouth (IOW), Bournemouth and Weymouth

Saturdays until 19 September

Operator	SW	SW	SW	SW	SW	SW	SW	SW	SW	XC	SW	SW	GW	SW	SW	SW	SW
Days of operation/Notes	E	W	W	W	W	W	W	W	W	G	W	W	H	W	W	W	W
1st Class/Reservations/Bus/Ferry	1	1	1	1	1	1	1	1	1	1	1	1	1	1	1	1	1
Catering facilities	1	1	1	1	1	1	1	1	1	1	1	1	1	1	1	1	1
London Waterloo (WAT)	15 d			0630						0642		0735				0805	
Clapham Junction (CLJ)	10 d			0637u						0649u						0812u	
Woking (WOK)	d	0620		0657						0719		0800					
Farnborough (Main) (FNB)	d	0634								0733							
Fleet (FLE)	d	0639								0738							
Reading (RDG)	7 d									0752							
Basingstoke (BSK)	d	0700		0718						0800	0811	0821				0849	
Micheldever (MIC)	d	0710								0810							
Winchester (WIN)	d	0719		0734						0819	0832	0837			0850	0905	
Shawford (SHW)	d	0723								0824					0855		
Romsey (ROM)	d								0807								
Chandlers Ford (CFR)	d								0814								
Eastleigh (ESL)	3 a	0729		0742					0820	0830		0847			0901		
Eastleigh (ESL)	3 d	0730		0743					0821	0831		0847			0901		
Hedge End (HDE)	d	0736								0837							
Botley (BOE)	d	0740								0841							
Fareham (FRM)	a	0748								0849							
Portchester (PTC)	a	0754								0855							
Cosham (CSA)	a	0759								0859							
Hilsea (HLS)	a	0804								0904							
Fratton (FTN)	a	0808								0908							
Portsmouth & Southsea (PMS)	a	0812								0913							
Portsmouth Harbour (PMH)	a	0817								0918							
Southampton Airport Parkwy (SOA)	4 d			0748					0825		0841	0851			0905	0914	
Swaythling (SWG)	d								0827								
St Denys (SDN)	d								0830								
Southampton Central (SOU)	a			0755					0835		0848	0858			0912	0921	
Southampton Central (SOU)	d			0800	0817				0837		0850	0900		0903		0924	
Millbrook (Hants) (MBK)	d								0840								
Redbridge (RDB)	d								0843a								
Totton (TTN)	d			0805	0822										0909		
Ashurst New Forest (ANF)	d				0827										0913		
Beaulieu Road (BEU)	d				0831												
Brockenhurst (BCU)	3 a			0816	0837						0903		0914		0921		0937
Brockenhurst (BCU)	3 d		0812	0817	0838	0842					0904	0912	0914		0922		0938
Lymington Town (LYT)	d		0820			0850						0920					
Lymington Pier (LYP)	a		0822			0852						0922					
Lymington Pier (LYP)	d		0840				0920										
Yarmouth (I.O.W.) (YMH)	a		0920				1000										
Sway (SWY)	d			0821	0843										0926		
New Milton (NWM)	d			0826	0848										0931		0945
Hinton Admiral (HNA)	d			0830	0852										0935		
Christchurch (CHR)	d			0835	0857										0940		0952
Pokesdown (POK)	d			0839	0900										0944		0956
Bournemouth (BMH)	a			0843	0905						0918		0929		0950		1000
Bournemouth (BMH)	d			0844	0909										0930		1004 1008
Branksome (BSM)	d			0849	0914										0935		1013
Parkstone (Dorset) (PKS)	d			0852	0917										0938		1016
Poole (POO)	4 a			0856	0921										0942		1013 1020
Poole (POO)	4 d			0857	0922										0943		1014
Hamworthy (HAM)	d			0902	0927										0948		1019
Holton Heath (HOL)	d				0931												1023
Wareham (WRM)	d			0909	0936								0955				1028
Wool (WOO)	d			0915	0942												1035
Moreton (Dorset) (MTN)	d			0921	0948												1041
Dorchester South (DCH)	d			0929	0956								1011				1049
Dorchester West (DCW)	d													1018			
Upwey (UPW)	d			0936	1003									1027			1055
Weymouth (WEY)	a			0940	1008								1020	1032			1100

NOTES (see introductory pages for explanation of train operator codes and standard symbols)

- a Arrival time
- d Departure time
- u Stops to pick up only
- D To Salisbury
- E Also calls at Brookwood 0626, Winchfield 0645 and Hook 0649
- F Also calls at Surbiton 0700, Walton-On-Thames 0707, Weybridge 0711, Brookwood 0725, Winchfield 0744 and Hook 0748
- G From Birmingham New Street
- H From Cheltenham Spa

London to Winchester, Fareham, Portsmouth, Southampton, Lymington, Yarmouth (IOW), Bournemouth and Weymouth

Saturdays until 19 September

Operator	SW	SW	SW	SW	XC	GW	SW	SW	SW	GW	SW	SW	SW	SW	SW	SW	SW	SW
Days of operation/Notes	1	1	D	1	J	K	1	1	1	L	1	1	1	1	1	1	1	D
1st Class/Reservations/Bus/Ferry																		
Catering facilities																		
London Waterloo (WAT)	15 d			0809			0835								0905			
Clapham Junction (CLJ)	10 d														0912u			
Woking (WOK)	d			0834			0900											
Farnborough (Main) (FNB)	d			0844														
Fleet (FLE)	d			0850														
Reading (RDG)	7 d				0852													
Basingstoke (BSK)	d			0903	0911										0948			
Micheldever (MIC)	d			0913														
Winchester (WIN)	d			0922	0927		0933						0949	1005				
Shawford (SHW)	d												0954					
Romsey (ROM)	d		0907															1007
Chandlers Ford (CFR)	d		0914															1014
Eastleigh (ESL)	3 a		0920	0930									1000					1020
Eastleigh (ESL)	3 d		0921	0931									1001					1021
Hedge End (HDE)	d			0937														
Botley (BOE)	d			0941														
Fareham (FRM)	a			0949														
Portchester (PTC)	a			0955														
Cosham (CSA)	a			0959														
Hilsea (HLS)	a			1004														
Fratton (FTN)	a			1008														
Portsmouth & Southsea (PMS)	a			1013														
Portsmouth Harbour (PMH)	a			1018														
Southampton Airport Parkwy (SOA)	4 d		0925		0936		0942						1005	1014				1025
Swaythling (SWG)	d		0927															1027
St Denys (SDN)	d		0930															1030
Southampton Central (SOU)	a		0935		0943		0949						1012	1021				1035
Southampton Central (SOU)	d		0937		0945		0951					0956		1024				1037
Millbrook (Hants) (MBK)	d		0940															1040
Redbridge (RDB)	d		0943a															1043a
Totton (TTN)	d											1001						
Ashurst New Forest (ANF)	d											1006						
Beaulieu Road (BEU)	d											1010						
Brockenhurst (BCU)	3 a				0958		1005					1016		1037				
Brockenhurst (BCU)	3 d	0942			0959		1006	1012			1017			1038	1042			
Lymington Town (LYT)	d	0950						1020							1050			
Lymington Pier (LYP)	a	0952						1022							1052			
Lymington Pier (LYP)	d		1000						1040								1120	
Yarmouth (I.O.W.) (YMH)	a		1040						1120								1200	
Sway (SWY)	d											1022						
New Milton (NWM)	d											1027			1045			
Hinton Admiral (HNA)	d											1031						
Christchurch (CHR)	d											1036			1052			
Pokesdown (POK)	d											1039			1056			
Bournemouth (BMH)	a				1013		1020					1044			1100			
Bournemouth (BMH)	d						1024								1104	1108		
Branksome (BSM)	d						1029									1113		
Parkstone (Dorset) (PKS)	d						1032									1116		
Poole (POO)	4 a						1036								1113	1120		
Poole (POO)	4 d						1037								1114			
Hamworthy (HAM)	d						1042								1119			
Holton Heath (HOL)	d														1123			
Wareham (WRM)	d						1049								1128			
Wool (WOO)	d														1135			
Moreton (Dorset) (MTN)	d														1141			
Dorchester South (DCH)	d						1105								1149			
Dorchester West (DCW)	d					1057				1122								
Upwey (UPW)	d									1130					1155			
Weymouth (WEY)	a					1108	1114			1135					1200			

NOTES (see introductory pages for explanation of train operator codes and standard symbols)

- a Arrival time
- d Departure time
- u Stops to pick up only
- D To Salisbury
- J From Manchester Piccadilly
- K Runs until 12 September. From Swindon
- L Runs until 12 September. From Gloucester

London to Winchester, Fareham, Portsmouth, Southampton, Lymington, Yarmouth (IOW), Bournemouth and Weymouth

Saturdays until 19 September

Operator	SW	XC	SW	SW	GW	SW	SW	SW	SW	SW	SW	SW	SW	SW	XC	SW	SW	SW
Days of operation/Notes	1	M	1	1	N	1	1	1	1	1	1	1	1	1	J	1	1	1
1st Class/Reservations/Bus/Ferry																		
Catering facilities																		
London Waterloo (WAT)	15 d	0909		0935						1005					1009		1035	
Clapham Junction (CLJ)	10 d									1012u								
Woking (WOK)	d	0934		1000											1034		1100	
Farnborough (Main) (FNB)	d	0944													1044			
Fleet (FLE)	d	0950													1050			
Reading (RDG)	7 d	0952													1052			
Basingstoke (BSK)	d	1003	1011							1048					1103	1111		
Micheldever (MIC)	d	1013													1113			
Winchester (WIN)	d	1022	1027	1033				1049	1105						1122	1127	1133	
Shawford (SHW)	d							1054										
Romsey (ROM)	d													1107				
Chandlers Ford (CFR)	d													1114				
Eastleigh (ESL)	3 a	1030						1100						1120	1130			
Eastleigh (ESL)	3 d	1031						1101						1121	1131			
Hedge End (HDE)	d	1037													1137			
Botley (BOE)	d	1041													1141			
Fareham (FRM)	a	1049													1149			
Portchester (PTC)	a	1055													1155			
Cosham (CSA)	a	1059													1159			
Hilsea (HLS)	a	1104													1204			
Fratton (FTN)	a	1108													1208			
Portsmouth & Southsea (PMS)	a	1113													1213			
Portsmouth Harbour (PMH)	a	1118													1218			
Southampton Airport Parkwy (SOA)	4 d		1036	1042				1105	1114					1125		1136	1142	
Swaythling (SWG)	d													1127				
St Denys (SDN)	d													1130				
Southampton Central (SOU)	a		1043	1050				1112	1121					1135		1143	1149	
Southampton Central (SOU)	d		1044	1051				1056	1124					1137		1144	1151	
Millbrook (Hants) (MBK)	d													1140				
Redbridge (RDB)	d													1143a				
Totton (TTN)	d							1101										
Ashurst New Forest (ANF)	d							1106										
Beaulieu Road (BEU)	d																	
Brockenhurst (BCU)	3 a		1057	1105				1116	1137							1158	1205	
Brockenhurst (BCU)	3 d		1058	1106	1112			1117	1138	1142						1159	1206	1212
Lymington Town (LYT)	d			1120						1150							1220	
Lymington Pier (LYP)	a			1122						1152							1222	
Lymington Pier (LYP)	d												1200					1240
Yarmouth (I.O.W.) (YMH)	a												1240					1320
Sway (SWY)	d							1122										
New Milton (NWM)	d							1127	1145									
Hinton Admiral (HNA)	d							1131										
Christchurch (CHR)	d							1136	1152									
Pokesdown (POK)	d							1139	1156									
Bournemouth (BMH)	a		1113	1120				1144	1200						1213	1220		
Bournemouth (BMH)	d			1124					1204	1208							1224	
Branksome (BSM)	d			1129						1213							1229	
Parkstone (Dorset) (PKS)	d			1132						1216							1232	
Poole (POO)	4 a			1136					1213	1220							1236	
Poole (POO)	4 d			1137					1214								1237	
Hamworthy (HAM)	d			1142					1219								1242	
Holton Heath (HOL)	d								1223									
Wareham (WRM)	d			1149					1228								1249	
Wool (WOO)	d								1235									
Moreton (Dorset) (MTN)	d								1241									
Dorchester South (DCH)	d			1205					1249								1305	
Dorchester West (DCW)	d							1212										
Upwey (UPW)	d							1221		1255								
Weymouth (WEY)	a			1214				1226		1300							1314	

NOTES (see introductory pages for explanation of train operator codes and standard symbols)

- a Arrival time
- d Departure time
- u Stops to pick up only
- D To Salisbury
- J From Manchester Piccadilly
- M From Nottingham
- N From Gloucester

London to Winchester, Fareham, Portsmouth, Southampton, Lymington, Yarmouth (IOW), Bournemouth and Weymouth

Saturdays until 19 September










Operator	SW	SW	SW	SW	SW	SW	SW	SW	SW	XC	SW	SW	GW	SW	SW	SW	SW	SW
Days of operation/Notes	1	1	1	1	1	1	1	1	1	1	1	1	1	1	1	1	1	1
1st Class/Reservations/Bus/Ferry																		
Catering facilities																		
London Waterloo (WAT)	15 d			1105					1109		1135						1205	
Clapham Junction (CLJ)	10 d			1112u													1212u	
Woking (WOK)	d								1134		1200							
Farnborough (Main) (FNB)	d								1144									
Fleet (FLE)	d								1150									
Reading (RDG)	7 d									1152								
Basingstoke (BSK)	d			1148					1203	1211							1249	
Micheldever (MIC)	d								1213									
Winchester (WIN)	d		1149	1205					1222	1227	1233				1249	1305		
Shawford (SHW)	d		1154												1254			
Romsey (ROM)	d							1207										
Chandlers Ford (CFR)	d							1214										
Eastleigh (ESL)	3 a		1200					1220	1230						1300			
Eastleigh (ESL)	3 d		1201					1221	1231						1301			
Hedge End (HDE)	d								1237									
Botley (BOE)	d								1241									
Fareham (FRM)	a								1249									
Portchester (PTC)	a								1255									
Cosham (CSA)	a								1259									
Hilsea (HLS)	a								1304									
Fratton (FTN)	a								1308									
Portsmouth & Southsea (PMS)	a								1313									
Portsmouth Harbour (PMH)	a								1318									
Southampton Airport Parkwy (SOA)	4 d		1205	1214				1225		1236	1242				1305	1314		
Swaythling (SWG)	d							1227										
St Denys (SDN)	d							1231										
Southampton Central (SOU)	a		1212	1221				1236		1243	1249				1312	1321		
Southampton Central (SOU)	d	1156		1224				1238		1245	1251			1256		1324		
Millbrook (Hants) (MBK)	d							1240										
Redbridge (RDB)	d							1244a										
Totton (TTN)	d	1201												1301				
Ashurst New Forest (ANF)	d	1206												1306				
Beaulieu Road (BEU)	d	1210																
Brockenhurst (BCU)	3 a	1216		1237						1259	1305			1316		1337		
Brockenhurst (BCU)	3 d	1217		1238	1242					1300	1306	1312		1317		1338	1342	
Lymington Town (LYT)	d				1250							1320					1350	
Lymington Pier (LYP)	a				1252							1322					1352	
Lymington Pier (LYP)	d					1320												
Yarmouth (I.O.W.) (YMH)	a					1400												
Sway (SWY)	d	1222												1322				
New Milton (NWM)	d	1227		1245										1327		1345		
Hinton Admiral (HNA)	d	1231												1331				
Christchurch (CHR)	d	1236		1252										1336		1352		
Pokesdown (POK)	d	1239		1256										1339		1356		
Bournemouth (BMH)	a	1244		1300						1315	1320			1344		1400		
Bournemouth (BMH)	d			1304 1308								1324				1404 1408		
Branksome (BSM)	d			1313								1329				1413		
Parkstone (Dorset) (PKS)	d			1316								1332				1416		
Poole (POO)	4 a			1313 1320								1336				1413 1420		
Poole (POO)	4 d			1314								1337				1414		
Hamworthy (HAM)	d			1319								1342				1419		
Holton Heath (HOL)	d			1323												1423		
Wareham (WRM)	d			1328							1349					1428		
Wool (WOO)	d			1335												1435		
Moreton (Dorset) (MTN)	d			1341												1441		
Dorchester South (DCH)	d			1349							1405					1449		
Dorchester West (DCW)	d												1412					
Upwey (UPW)	d			1355										1421		1455		
Weymouth (WEY)	a			1400								1414		1426		1500		

NOTES (see introductory pages for explanation of train operator codes and standard symbols)

- a Arrival time
- d Departure time
- u Stops to pick up only
- D To Salisbury
- J From Manchester Piccadilly
- N From Gloucester

London to Winchester, Fareham, Portsmouth, Southampton, Lymington, Yarmouth (IOW), Bournemouth and Weymouth

Saturdays until 19 September

Operator	SW	SW	SW	XC	SW	SW	SW	SW	SW	SW	SW	SW	SW	SW	SW	XC	SW
Days of operation/Notes		D	I	J	I	I		I	I	I	I	I	I	I	D	I	J
1st Class/Reservations/Bus/Ferry																	
Catering facilities																	
London Waterloo (WAT)		d			1209								1305			1309	1335
Clapham Junction (CLJ)		d											1312u				
Woking (WOK)		d				1304										1334	1400
Farnborough (Main) (FNB)		d			1244											1344	
Fleet (FLE)		d			1250											1350	
Reading (RDG)		d				1252											1352
Basingstoke (BSK)		d			1303	1311							1349			1403	1411
Micheldever (MIC)		d			1313											1413	
Winchester (WIN)		d			1322	1327	1336					1349	1405			1422	1433
Shawford (SHW)		d										1354					
Romsey (ROM)		d			1307										1407		
Chandlers Ford (CFR)		d			1314										1414		
Eastleigh (ESL)		a			1320	1330						1400			1420	1430	
Eastleigh (ESL)		d			1321	1331						1401			1421	1431	
Hedge End (HDE)		d				1337										1437	
Botley (BOE)		d				1341										1441	
Fareham (FRM)		a				1349										1449	
Portchester (PTC)		a				1355										1455	
Cosham (CSA)		a				1359										1459	
Hilsea (HLS)		a				1404										1504	
Fratton (FTN)		a				1408										1508	
Portsmouth & Southsea (PMS)		a				1413										1513	
Portsmouth Harbour (PMH)		a				1418										1518	
Southampton Airport Parkwy (SOA)		d			1325		1336	1345				1405	1414			1425	1443
Swaythling (SWG)		d			1327											1427	
St Denys (SDN)		d			1330											1430	
Southampton Central (SOU)		a			1335		1343	1352				1412	1421			1435	1450
Southampton Central (SOU)		d			1337		1345	1354			1356		1424			1437	1451
Millbrook (Hants) (MBK)		d			1340											1440	
Redbridge (RDB)		d			1343a											1443a	
Totton (TTN)		d									1402						
Ashurst New Forest (ANF)		d									1407						
Beaulieu Road (BEU)		d									1411						
Brockenhurst (BCU)		a				1358	1407				1417		1437			1458	1505
Brockenhurst (BCU)		d				1359	1408	1412			1418		1438	1442		1459	1506
Lymington Town (LYT)		d						1420						1450			
Lymington Pier (LYP)		a						1422						1452			
Lymington Pier (LYP)		d	1400						1440						1520		
Yarmouth (I.O.W.) (YMH)		a	1440						1520						1600		
Sway (SWY)		d								1422							
New Milton (NWM)		d								1427			1445				
Hinton Admiral (HNA)		d								1431							
Christchurch (CHR)		d								1436			1452				
Pokesdown (POK)		d								1440			1456				
Bournemouth (BMH)		a				1413	1422			1444			1500			1513	1520
Bournemouth (BMH)		d					1426						1504	1508			1524
Branksome (BSM)		d					1431							1513			1529
Parkstone (Dorset) (PKS)		d					1434							1516			1532
Poole (POO)		a					1437						1513	1520			1536
Poole (POO)		d					1438						1514				1537
Hamworthy (HAM)		d					1443						1519				1542
Holton Heath (HOL)		d											1523				
Wareham (WRM)		d				1450							1528				1549
Wool (WOO)		d											1535				
Moreton (Dorset) (MTN)		d											1541				
Dorchester South (DCH)		d				1507							1549				1605
Dorchester West (DCW)		d															
Upwey (UPW)		d											1555				
Weymouth (WEY)		a				1515							1600				1614

NOTES (see introductory pages for explanation of train operator codes and standard symbols)

- a Arrival time
- d Departure time
- u Stops to pick up only
- D To Salisbury
- J From Manchester Piccadilly

London to Winchester, Fareham, Portsmouth, Southampton, Lymington, Yarmouth (IOW), Bournemouth and Weymouth

Saturdays until 19 September

Operator	SW	GW	SW	SW	SW	SW	SW	SW	SW	SW	SW	XC	SW	SW	SW	SW	SW
Days of operation/Notes	1	N	1	1	1	1	1	1	1	1	1	J	1	1	1	1	1
1st Class/Reservations/Bus/Ferry																	
Catering facilities																	
London Waterloo (WAT)	15 d					1405					1409		1435				
Clapham Junction (CLJ)	10 d					1412u											
Woking (WOK)	d										1434		1500				
Farnborough (Main) (FNB)	d										1444						
Fleet (FLE)	d										1450						
Reading (RDG)	7 d											1452					
Basingstoke (BSK)	d					1448					1503	1511					
Micheldever (MIC)	d										1513						
Winchester (WIN)	d				1449	1505					1522	1527	1533			1549	
Shawford (SHW)	d				1454											1554	
Romsey (ROM)	d									1507							
Chandlers Ford (CFR)	d									1514							
Eastleigh (ESL)	3 a				1500					1520	1530					1600	
Eastleigh (ESL)	3 d				1501					1521	1531					1601	
Hedge End (HDE)	d										1537						
Botley (BOE)	d										1541						
Fareham (FRM)	a										1549						
Portchester (PTC)	a										1555						
Cosham (CSA)	a										1559						
Hilsea (HLS)	a										1604						
Fratton (FTN)	a										1608						
Portsmouth & Southsea (PMS)	a										1613						
Portsmouth Harbour (PMH)	a										1618						
Southampton Airport Parkwy (SOA)	4 d				1505	1514				1525		1536	1542			1605	
Swaythling (SWG)	d									1527							
St Denys (SDN)	d									1530							
Southampton Central (SOU)	a				1512	1521				1535		1543	1549			1612	
Southampton Central (SOU)	d			1456		1524				1537		1545	1551			1556	
Millbrook (Hants) (MBK)	d									1540							
Redbridge (RDB)	d									1543a							
Totton (TTN)	d			1501												1601	
Ashurst New Forest (ANF)	d			1506												1606	
Beaulieu Road (BEU)	d															1610	
Brookhurst (BCU)	3 a			1516		1537						1558	1605			1616	
Brookhurst (BCU)	3 d	1512		1517		1538		1542				1559	1606	1612		1617	
Lymington Town (LYT)	d	1520						1550						1620			
Lymington Pier (LYP)	a	1522						1552						1622			
Lymington Pier (LYP)	d								1600						1640		
Yarmouth (I.O.W.) (YMH)	a								1640						1720		
Sway (SWY)	d			1522												1622	
New Milton (NWM)	d			1527		1545										1627	
Hinton Admiral (HNA)	d			1531												1631	
Christchurch (CHR)	d			1536		1552										1636	
Pokesdown (POK)	d			1539		1556										1639	
Bournemouth (BMH)	a			1544		1600						1613	1620			1644	
Bournemouth (BMH)	d					1604	1608							1624			
Branksome (BSM)	d						1613							1629			
Parkstone (Dorset) (PKS)	d						1616							1632			
Poole (POO)	4 a					1613	1620							1636			
Poole (POO)	4 d					1614								1637			
Hamworthy (HAM)	d					1619								1642			
Holton Heath (HOL)	d					1623											
Wareham (WRM)	d					1628							1649				
Wool (WOO)	d					1635											
Moreton (Dorset) (MTN)	d					1641											
Dorchester South (DCH)	d					1649								1705			
Dorchester West (DCW)	d		1612														
Upwey (UPW)	d		1621			1655											
Weymouth (WEY)	a		1626			1700								1714			

NOTES (see introductory pages for explanation of train operator codes and standard symbols)

- a Arrival time
- d Departure time
- u Stops to pick up only
- D To Salisbury
- J From Manchester Piccadilly
- N From Gloucester

London to Winchester, Fareham, Portsmouth, Southampton, Lymington, Yarmouth (IOW), Bournemouth and Weymouth

Saturdays until 19 September

Operator	SW	SW	SW	SW	SW	XC	SW	SW	GW	SW	SW	SW	SW	SW	SW	SW	SW	SW
Days of operation/Notes	1	1	1	D	1	J	1	1	N	1	1	1	1	1	1	1	D	1
1st Class/Reservations/Bus/Ferry						1												
Catering facilities																		
London Waterloo (WAT)	15 d	1505			1509		1535						1605					1609
Clapham Junction (CLJ)	10 d	1512u											1612u					
Woking (WOK)	d				1534		1600											1634
Farnborough (Main) (FNB)	d				1544													1644
Fleet (FLE)	d				1550													1650
Reading (RDG)	7 d					1552												
Basingstoke (BSK)	d	1548			1603	1611							1648					1703
Micheldever (MIC)	d				1613													1713
Winchester (WIN)	d	1605			1622	1627	1633					1649	1705					1722
Shawford (SHW)	d											1654						
Romsey (ROM)	d			1607													1707	
Chandlers Ford (CFR)	d			1614													1714	
Eastleigh (ESL)	3 a			1620	1630							1700					1720	1730
Eastleigh (ESL)	3 d			1621	1631							1701					1721	1731
Hedge End (HDE)	d				1637													1737
Botley (BOE)	d				1641													1741
Fareham (FRM)	a				1649													1749
Portchester (PTC)	a				1655													1755
Cosham (CSA)	a				1659													1759
Hilsea (HLS)	a				1704													1804
Fratton (FTN)	a				1708													1808
Portsmouth & Southsea (PMS)	a				1713													1813
Portsmouth Harbour (PMH)	a				1718													1818
Southampton Airport Parkwy (SOA)	1 d	1614		1625		1636	1642					1705	1714				1725	
Swaythling (SWG)	d			1627														1727
St Denys (SDN)	d			1630														1730
Southampton Central (SOU)	a	1621		1635		1644	1649					1712	1721				1735	
Southampton Central (SOU)	d	1624		1637		1646	1651					1656					1737	
Millbrook (Hants) (MBK)	d			1640													1740	
Redbridge (RDB)	d			1643a													1743a	
Totton (TTN)	d											1701						
Ashurst New Forest (ANF)	d											1706						
Beaulieu Road (BEU)	d																	
Brockenhurst (BCU)	3 a	1637				1700	1705					1716		1737				
Brockenhurst (BCU)	3 d	1638	1642			1701	1706	1712				1717		1738	1742			
Lymington Town (LYT)	d		1650					1720							1750			
Lymington Pier (LYP)	a		1652					1722							1752			
Lymington Pier (LYP)	d															1800		
Yarmouth (I.O.W.) (YMH)	a															1840		
Sway (SWY)	d											1722						
New Milton (NWM)	d	1645										1727		1745				
Hinton Admiral (HNA)	d											1731						
Christchurch (CHR)	d	1652										1736		1752				
Pokesdown (POK)	d	1656										1739		1756				
Bournemouth (BMH)	a	1700				1715	1720					1744		1800				
Bournemouth (BMH)	d	1704	1708											1804	1808			
Branksome (BSM)	d		1713												1813			
Parkstone (Dorset) (PKS)	d		1716												1816			
Poole (POO)	4 a	1713	1720											1813	1820			
Poole (POO)	4 d	1714												1814				
Hamworthy (HAM)	d	1719												1819				
Holton Heath (HOL)	d	1723												1823				
Wareham (WRM)	d	1728					1749							1828				
Wool (WOO)	d	1735												1835				
Moreton (Dorset) (MTN)	d	1741												1841				
Dorchester South (DCH)	d	1749					1806							1849				
Dorchester West (DCW)	d								1812									
Upwey (UPW)	d	1755							1821					1855				
Weymouth (WEY)	a	1800					1816		1826					1900				

NOTES (see introductory pages for explanation of train operator codes and standard symbols)

- a Arrival time
- d Departure time
- u Stops to pick up only
- D To Salisbury
- J From Manchester Piccadilly
- N From Gloucester

London to Winchester, Fareham, Portsmouth, Southampton, Lymington, Yarmouth (IOW), Bournemouth and Weymouth

Saturdays until 19 September

Operator	XC	SW	SW	GW	SW	SW	SW	SW	SW	SW	SW	SW	XC	SW	SW	GW	SW
Days of operation/Notes	J			N									J			N	
1st Class/Reservations/Bus/Ferry	1												1				
Catering facilities	⚓												⚓				
London Waterloo (WAT)	15 d	1635						1705					1709		1735		
Clapham Junction (CLJ)	10 d							1712u									
Woking (WOK)	d	1700											1734		1800		
Farnborough (Main) (FNB)	d												1744				
Fleet (FLE)	d												1750				
Reading (RDG)	7 d	1652											1752				
Basingstoke (BSK)	d	1711						1748					1803	1811			
Micheldever (MIC)	d												1813				
Winchester (WIN)	d	1727	1733			1749	1805						1822	1827	1833		
Shawford (SHW)	d					1754											
Romsey (ROM)	d											1807					
Chandlers Ford (CFR)	d											1814					
Eastleigh (ESL)	3 a					1800						1820	1830				
Eastleigh (ESL)	3 d					1801						1821	1831				
Hedge End (HDE)	d												1837				
Botley (BOE)	d												1841				
Fareham (FRM)	a												1849				
Portchester (PTC)	a												1855				
Cosham (CSA)	a												1859				
Hilsea (HLS)	a												1904				
Fratton (FTN)	a												1908				
Portsmouth & Southsea (PMS)	a												1913				
Portsmouth Harbour (PMH)	⚓ a												1918				
Southampton Airport Parkwy (SOA)	⚓ d	1736	1742			1805	1814					1825		1836	1842		
Swaythling (SWG)	d											1827					
St Denys (SDN)	d											1830					
Southampton Central (SOU)	a	1743	1749			1812	1821					1835		1843	1849		
Southampton Central (SOU)	d	1745	1751			1756	1824					1837		1845	1851		1856
Millbrook (Hants) (MBK)	d											1840					
Redbridge (RDB)	d											1843a					
Totton (TTN)	d					1801											1901
Ashurst New Forest (ANF)	d					1806											1906
Beaulieu Road (BEU)	d					1810											
Brockenhurst (BCU)	3 a	1758	1805			1816	1837							1858	1905		1916
Brockenhurst (BCU)	3 d	1759	1806	1812		1817	1838	1842						1859	1906	1912	1917
Lymington Town (LYT)	d			1820				1850								1920	
Lymington Pier (LYP)	a			1822				1852								1922	
Lymington Pier (LYP)	⚓ d										1900						
Yarmouth (I.O.W.) (YMH)	⚓ a										1940						
Sway (SWY)	d					1822											1922
New Milton (NWM)	d					1827	1845										1927
Hinton Admiral (HNA)	d					1831											1931
Christchurch (CHR)	d					1836	1852										1936
Pokesdown (POK)	d					1839	1856										1939
Bournemouth (BMH)	a	1813	1820			1844	1900							1913	1920		1944
Bournemouth (BMH)	d		1824				1904	1908							1924		
Branksome (BSM)	d		1829					1913							1929		
Parkstone (Dorset) (PKS)	d		1832					1916							1932		
Poole (POO)	4 a		1836					1913	1920						1936		
Poole (POO)	4 d		1837					1914							1937		
Hamworthy (HAM)	d		1842					1919							1942		
Holton Heath (HOL)	d							1923									
Wareham (WRM)	d		1849					1928							1949		
Wool (WOO)	d							1935									
Moreton (Dorset) (MTN)	d							1941									
Dorchester South (DCH)	d		1905					1949							2005		
Dorchester West (DCW)	d				1923												2011
Upwey (UPW)	d				1931			1955									2019
Weymouth (WEY)	a		1914		1936			2000							2015		2025

NOTES (see introductory pages for explanation of train operator codes and standard symbols)

- a Arrival time
- d Departure time
- u Stops to pick up only
- D To Salisbury
- J From Manchester Piccadilly
- N From Gloucester

London to Winchester, Fareham, Portsmouth, Southampton, Lymington, Yarmouth (IOW), Bournemouth and Weymouth

Saturdays until 19 September














Operator Days of operation/Notes 1st Class/Reservations/Bus/Ferry Catering facilities	SW 1	SW 1	SW 1	SW 1	SW 1	SW D 1	SW 1	XC J 1	SW 1	SW 1	SW 1	SW 1	SW 1	SW 1	SW 1	SW 1	SW D 1
London Waterloo (WAT)	15 d		1805				1809		1835					1905			
Clapham Junction (CLJ)	10 d		1812u											1912u			
Woking (WOK)	d						1834		1900								
Farnborough (Main) (FNB)	d						1844										
Fleet (FLE)	d						1850										
Reading (RDG)	7 d							1852									
Basingstoke (BSK)	d		1848				1903	1911						1948			
Micheldever (MIC)	d						1913										
Winchester (WIN)	d	1849	1905				1922	1927	1933				1949	2005			
Shawford (SHW)	d	1854											1954				
Romsey (ROM)	d					1907											2007
Chandlers Ford (CFR)	d					1914											2014
Eastleigh (ESL)	3 a	1900				1920	1930						2000				2020
Eastleigh (ESL)	3 d	1901				1921	1931						2001				2021
Hedge End (HDE)	d						1937										
Botley (BOE)	d						1941										
Fareham (FRM)	a						1949										
Portchester (PTC)	a						1955										
Cosham (CSA)	a						1959										
Hilsea (HLS)	a						2004										
Fratton (FTN)	a						2008										
Portsmouth & Southsea (PMS)	a						2013										
Portsmouth Harbour (PMH)	a						2018										
Southampton Airport Parkwy (SOA)	1 d	1905	1914			1925		1936	1942				2005	2014			2025
Swaythling (SWG)	d					1927											2027
St Denys (SDN)	d					1930											2030
Southampton Central (SOU)	a	1912	1921			1935		1943	1949				2012	2021			2035
Southampton Central (SOU)	d		1924			1937		1945	1951		1956			2024			2037
Millbrook (Hants) (MBK)	d					1940											2040
Redbridge (RDB)	d					1943a											2043a
Totton (TTN)	d										2001						
Ashurst New Forest (ANF)	d										2006						
Beaulieu Road (BEU)	d										2010						
Brockenhurst (BCU)	3 a		1937					1958	2005		2016			2037			
Brockenhurst (BCU)	3 d		1938	1942				1959	2006	2012	2017			2038	2042		
Lymington Town (LYT)	d			1950						2020					2050		
Lymington Pier (LYP)	a			1952						2022					2052		
Lymington Pier (LYP)	d				2000											2100	
Yarmouth (I.O.W.) (YMH)	a				2040											2140	
Sway (SWY)	d										2022						
New Milton (NWM)	d		1945								2027			2045			
Hinton Admiral (HNA)	d										2031						
Christchurch (CHR)	d		1952								2036			2052			
Pokesdown (POK)	d		1956								2039			2056			
Bournemouth (BMH)	a		2000					2013	2020		2044			2100			
Bournemouth (BMH)	d		2004	2008						2024				2104	2108		
Branksome (BSM)	d			2013						2029					2113		
Parkstone (Dorset) (PKS)	d			2016						2032					2116		
Poole (POO)	4 a		2013	2020						2036				2114	2120		
Poole (POO)	4 d		2014							2037				2115			
Hamworthy (HAM)	d		2019							2042				2120			
Holton Heath (HOL)	d		2023														
Wareham (WRM)	d		2028						2049					2127			
Wool (WOO)	d		2035											2133			
Moreton (Dorset) (MTN)	d		2041											2143c			
Dorchester South (DCH)	d		2049						2105					2151			
Dorchester West (DCW)	d																
Upwey (UPW)	d		2056											2158			
Weymouth (WEY)	a		2102						2114					2202			

NOTES (see introductory pages for explanation of train operator codes and standard symbols)

- a Arrival time
- d Departure time
- u Stops to pick up only
- c Arrives 4 minutes earlier
- D To Salisbury
- J From Manchester Piccadilly

London to Winchester, Fareham, Portsmouth, Southampton, Lymington, Yarmouth (IOW), Bournemouth and Weymouth

Saturdays until 19 September






Operator Days of operation/Notes 1st Class/Reservations/Bus/Ferry Catering facilities	SW 1	XC J 1 ◇ 1	SW 1	SW 1	SW 1	SW 1	SW 1	SW 1	SW 1	SW D 1	SW 1	GW P	XC J 1 ◇ 1	SW 1	SW 1	SW 1	GW Q	SW 1	
London Waterloo (WAT) 	d	15	1909	1935				2005			2009			2035				2105	
Clapham Junction (CLJ) 	d	10						2012u										2112u	
Woking (WOK)	d		1934	2000							2034			2100					
Farnborough (Main) (FNB)	d		1944								2044								
Fleet (FLE)	d		1950								2050								
Reading (RDG) 	d	7	1952										2052						
Basingstoke (BSK)	d		2003	2011				2049			2103		2111					2148	
Micheldever (MIC)	d		2013								2113								
Winchester (WIN)	d		2022	2027	2033			2049	2105		2122		2127	2133		2149		2204	
Shawford (SHW)	d							2054								2154			
Romsey (ROM)	d									2107									
Chandlers Ford (CFR)	d									2114									
Eastleigh (ESL) 	a	3	2030					2100			2120	2130				2200			
Eastleigh (ESL) 	d	3	2031					2101			2121	2131				2201	2205		
Hedge End (HDE)	d		2037									2137							
Botley (BOE)	d		2041									2141							
Fareham (FRM)	a		2049									2149							
Portchester (PTC)	a		2055									2155							
Cosham (CSA)	a		2059									2159							
Hilsea (HLS)	a		2104									2204							
Fratton (FTN)	a		2108									2208							
Portsmouth & Southsea (PMS)	a		2113									2213							
Portsmouth Harbour (PMH) 	a		2118									2218							
Southampton Airport Parkwy (SOA) 	d		2036	2042				2105	2114		2125			2136	2142		2205	2209	2213
Swaythling (SWG)	d										2127								
St Denys (SDN)	d										2130								
Southampton Central (SOU)	a		2043	2049				2112	2121		2135			2143	2149		2212	2218	2225
Southampton Central (SOU)	d		2045	2051				2056			2137			2145	2151				2229
Millbrook (Hants) (MBK)	d										2140								
Redbridge (RDB)	d										2143a								
Totton (TTN)	d							2101			2129								2234
Ashurst New Forest (ANF)	d							2106			2134								2239
Beaulieu Road (BEU)	d																		
Brockenhurst (BCU) 	a	3	2058	2104				2116			2142			2158	2204				2247
Brockenhurst (BCU) 	d	3	2059	2105	2112	2117		2143	2148					2159	2205	2218			2248
Lymington Town (LYT)	d										2156					2226			
Lymington Pier (LYP)	a										2158					2228			
Lymington Pier (LYP) 	d																		
Yarmouth (I.O.W.) (YMH) 	a																		
Sway (SWY)	d							2122			2148								2253
New Milton (NWM)	d							2127			2153								2258
Hinton Admiral (HNA)	d							2131			2157								2302
Christchurch (CHR)	d							2136			2202								2307
Pokesdown (POK)	d							2139			2206								2311
Bournemouth (BMH)	a		2113	2120				2144			2210			2215	2220				2315
Bournemouth (BMH)	d			2124							2212			2224					2317
Branksome (BSM)	d			2129							2217			2229					2322
Parkstone (Dorset) (PKS)	d			2132							2221			2232					2326
Poole (POO) 	a	4		2136							2226			2236					2330
Poole (POO) 	d	4		2137										2237					
Hamworthy (HAM)	d			2142										2242					
Holton Heath (HOL)	d																		
Wareham (WRM)	d			2149										2249					
Wool (WOO)	d			2155										2255					
Moreton (Dorset) (MTN)	d			2201										2301					
Dorchester South (DCH)	d			2209										2309					
Dorchester West (DCW)	d											2251							
Upwey (UPW)	d			2216									2259		2316				
Weymouth (WEY)	a			2220									2305		2320				

NOTES (see introductory pages for explanation of train operator codes and standard symbols)

- a Arrival time
- d Departure time
- u Stops to pick up only
- D To Salisbury
- J From Manchester Piccadilly
- P From Bristol Temple Meads
- Q To Westbury

London to Winchester, Fareham, Portsmouth, Southampton, Lymington, Yarmouth (IOW), Bournemouth and Weymouth

Saturdays until 19 September

Operator Days of operation/Notes 1st Class/Reservations/Bus/Ferry Catering facilities	SW D	SW	XC J	SW	SW	SW D	SW	XC J	SW	SW	SW SUM	SW	SW SUM R	SW SUM S
London Waterloo (WAT)  15 d		2109		2135	2205		2209		2235	2305		2335	0010	0105
Clapham Junction (CLJ) 10 d					2212u					2312u		2342u	0017u	0115
Woking (WOK) d		2134		2200			2234		2300	2332		0003	0040	0149
Farnborough (Main) (FNB) d		2144					2244					0014		0158s
Fleet (FLE) d		2150					2250					0020		0204s
Reading (RDG) 7 d			2152					2252						
Basingstoke (BSK) d		2203	2211		2250		2303	2311	2319	2352		0035	0100	0216s
Micheldever (MIC) d		2213					2313			0002				
Winchester (WIN) d		2222	2227	2233	2306		2322	2327	2335	0011		0051	0116	0232s
Shawford (SHW) d							2327			0016				
Romsey (ROM) d	2207					2311								
Chandlers Ford (CFR) d	2214					2318								
Eastleigh (ESL) 3 a	2220	2230				2324	2333			0022		0059	0124	0242s
Eastleigh (ESL) 3 d	2221	2231				2324	2334			0022	0030	0100	0125	
Hedge End (HDE) d		2237					2340				0036s			
Botley (BOE) d		2241					2344				0040s			
Fareham (FRM) a		2249					2352				0048s			
Portchester (PTC) a		2255					2358				0054s			
Cosham (CSA) a		2259					0002				0058s			
Hilsea (HLS) a		2304					0008							
Fratton (FTN) a		2308					0012				0106s			
Portsmouth & Southsea (PMS) a		2312					0015				0109			
Portsmouth Harbour (PMH)  a		2316					0019							
Southampton Airport Parkwy (SOA)  d	2225		2236	2242	2315	2328		2335	2344	0026		0105	0129	0246s
Swaythling (SWG) d	2227					2331								
St Denys (SDN) d	2230					2334				0030s				0251s
Southampton Central (SOU) a	2235		2243	2249	2322	2339		2342	2352	0035		0112	0136	0256
Southampton Central (SOU) d	2237		2245	2252	2324	2341			2353	0037			0138	
Millbrook (Hants) (MBK) d	2240					2344								
Redbridge (RDB) d	2243a					2348a								
Totton (TTN) d					2329					0042s			0143s	
Ashurst New Forest (ANF) d					2334									
Beaulieu Road (BEU) d														
Brockenhurst (BCU) 3 a			2258	2306	2342				0007	0053s			0154s	
Brockenhurst (BCU) 3 d			2259	2307	2343				0008					
Lymington Town (LYT) d														
Lymington Pier (LYP) a														
Lymington Pier (LYP)  d														
Yarmouth (I.O.W.) (YMH)  a														
Sway (SWY) d					2347									
New Milton (NWM) d					2352				0014s	0100s			0201s	
Hinton Admiral (HNA) d					2356									
Christchurch (CHR) d					0002				0021s	0107s			0208s	
Pokesdown (POK) d					0005				0025s	0111s			0212s	
Bournemouth (BMH) a			2319	2322	0009				0030	0115			0216	
Bournemouth (BMH) d					2326	0011			0031	0117				
Branksome (BSM) d					2331	0016			0036	0122s				
Parkstone (Dorset) (PKS) d					2334	0019			0039	0125s				
Poole (POO) 4 a					2337	0023			0043	0128				
Poole (POO) 4 d					2338									
Hamworthy (HAM) d					2343									
Holton Heath (HOL) d														
Wareham (WRM) d					2350									
Wool (WOO) d					2356									
Moreton (Dorset) (MTN) d					0002									
Dorchester South (DCH) d					0010									
Dorchester West (DCW) d														
Upwey (UPW) d					0017									
Weymouth (WEY) a					0021									

NOTES (see introductory pages for explanation of train operator codes and standard symbols)

- a Arrival time
- d Departure time
- s Stops to set down only
- u Stops to pick up only
- D To Salisbury
- J From Manchester Piccadilly
- R Also calls at Wimbledon 0023
- S Also calls at Vauxhall 0109, Wimbledon 0127 and Surbiton 0135
- SUM Sunday mornings

London to Winchester, Fareham, Portsmouth, Southampton, Lymington, Yarmouth (IOW), Bournemouth and Weymouth

Saturdays from 26 September

Operator	SW	SW	SW	SW	SW	SW	SW	GW	SW	SW	SW	SW	SW	SW	SW	SW	SW	SW	SW
Days of operation/Notes	1	1	1	1	1	1	1	A	B	1	1	1	1	1	1	1	1	1	1
1st Class/Reservations/Bus/Ferry	1	1	1	1	1	1	1	1	1	1	1	1	1	1	1	1	1	1	1
London Waterloo (WAT)	15 d															0521			
Clapham Junction (CLJ)	10 d															0528u			
Woking (WOK)	d															0554			0620
Farnborough (Main) (FNB)	d															0605			0634
Fleet (FLE)	d															0610			0639
Reading (RDG)	7 d																		
Basingstoke (BSK)	d	0510														0623			0700
Micheldever (MIC)	d															0633			0710
Winchester (WIN)	d	0526														0642			0719
Shawford (SHW)	d																		0723
Romsey (ROM)	d								0558									0707	
Chandlers Ford (CFR)	d								0606									0714	
Eastleigh (ESL)	3 a	0534							0612							0650		0720	0729
Eastleigh (ESL)	3 d	0535							0613	0625	0628					0651		0721	0730
Hedge End (HDE)	d										0634								0736
Botley (BOE)	d										0638								0740
Fareham (FRM)	a										0647								0748
Portchester (PTC)	a										0653								0754
Cosham (CSA)	a										0657								0759
Hilsea (HLS)	a										0702								0804
Fratton (FTN)	a										0706								0808
Portsmouth & Southsea (PMS)	a										0710								0812
Portsmouth Harbour (PMH)	a										0715								0817
Southampton Airport Parkway (SOA)	15 d	0540							0617	0629						0655		0725	
Swaythling (SWG)	d								0619									0727	
St Denys (SDN)	d	0544							0622									0730	
Southampton Central (SOU)	a	0549							0631	0638						0703		0735	
Southampton Central (SOU)	d					0615			0633							0705	0721	0737	
Millbrook (Hants) (MBK)	d								0636									0740	
Redbridge (RDB)	d								0639a									0743a	
Totton (TTN)	d					0620										0710	0726		
Ashurst New Forest (ANF)	d					0625											0731		
Beaulieu Road (BEU)	d																		
Brockenhurst (BCU)	3 a					0633										0721	0739		
Brockenhurst (BCU)	3 d			0610	0612		0634	0642					0712			0722	0740	0742	
Lymington Town (LYT)	d				0620			0650					0720					0750	
Lymington Pier (LYP)	a				0622			0652					0722					0752	
Lymington Pier (LYP)	d					0650									0750				
Yarmouth (I.O.W.) (YMH)	a					0730									0830				
Sway (SWY)	d			0615			0638									0726	0744		
New Milton (NWM)	d			0620			0643									0731	0749		
Hinton Admiral (HNA)	d			0624			0647									0735	0753		
Christchurch (CHR)	d			0629			0652									0740	0759		
Pokesdown (POK)	d			0632			0656									0744	0803		
Bournemouth (BMH)	a			0638			0701									0748	0807		
Bournemouth (BMH)	d		0606	0640			0706									0749	0810		
Branksome (BSM)	d		0611	0645			0711									0754	0815		
Parkstone (Dorset) (PKS)	d		0614	0648			0714									0757	0818		
Poole (POO)	4 a		0618	0651			0718									0801	0822		
Poole (POO)	4 d		0619	0652			0719									0802	0823		
Hamworthy (HAM)	d		0624	0657			0724									0807	0828		
Holton Heath (HOL)	d		0628	0701			0728										0832		
Wareham (WRM)	d		0634	0707			0734									0813	0837		
Wool (WOO)	d		0641	0715			0741									0820	0844		
Moreton (Dorset) (MTN)	d		0647	0721			0750e									0826	0850		
Dorchester South (DCH)	d		0656	0730			0758									0834	0858		
Dorchester West (DCW)	d							0812											
Upwey (UPW)	d		0703	0736			0804		0820							0841	0905		
Weymouth (WEY)	a		0709	0743			0809		0825							0846	0910		

NOTES (see introductory pages for explanation of train operator codes and standard symbols)

- a Arrival time
- d Departure time
- u Stops to pick up only
- e Arrives 3 minutes earlier
- A From Westbury
- B From Salisbury to Salisbury
- C Also calls at Wimbledon 0534 and Surbiton 0542
- D To Salisbury
- E Also calls at Brookwood 0626, Winchfield 0645 and Hook 0649

London to Winchester, Fareham, Portsmouth, Southampton, Lymington, Yarmouth (IOW), Bournemouth and Weymouth

Saturdays from 26 September

Operator	SW	SW	SW	SW	SW	SW	SW	XC	SW	SW	GW	SW	SW	SW	SW	SW	SW	SW
Days of operation/Notes	1	1	1	1	1	D	F	G	1	1	H	1	1	1	1	1	1	D
1st Class/Reservations/Bus/Ferry																		
Catering facilities																		
London Waterloo (WAT)	15 d	0630					0642			0735				0805				
Clapham Junction (CLJ)	10 d	0637u					0649u							0812u				
Woking (WOK)	d	0657					0719			0800								
Farnborough (Main) (FNB)	d						0733											
Fleet (FLE)	d						0738											
Reading (RDG)	7 d							0752										
Basingstoke (BSK)	d	0718					0800	0811		0821				0849				
Micheldever (MIC)	d						0810											
Winchester (WIN)	d	0734					0819	0832		0837			0850	0905				
Shawford (SHW)	d						0824						0855					
Romsey (ROM)	d					0807												0907
Chandlers Ford (CFR)	d					0814												0914
Eastleigh (ESL)	3 a	0742				0820	0830			0847			0901					0920
Eastleigh (ESL)	3 d	0743				0821	0831			0847			0901					0921
Hedge End (HDE)	d						0837											
Botley (BOE)	d						0841											
Fareham (FRM)	a						0849											
Portchester (PTC)	a						0855											
Cosham (CSA)	a						0859											
Hilsea (HLS)	a						0904											
Fratton (FTN)	a						0908											
Portsmouth & Southsea (PMS)	a						0913											
Portsmouth Harbour (PMH)	a						0918											
Southampton Airport Parkway (SOA)	4 d	0748				0825		0841		0851			0905	0914				0925
Swaythling (SWG)	d					0827												0927
St Denys (SDN)	d					0830												0930
Southampton Central (SOU)	a	0755				0835		0848		0858			0912	0921				0935
Southampton Central (SOU)	d	0800	0817			0837		0850		0900		0903		0924				0937
Millbrook (Hants) (MBK)	d					0840												0940
Redbridge (RDB)	d					0843a												0943a
Totton (TTN)	d	0805	0822									0909						
Ashurst New Forest (ANF)	d		0827									0913						
Beaulieu Road (BEU)	d		0831															
Brockenhurst (BCU)	3 a	0816	0837					0903		0914		0921		0937				
Brockenhurst (BCU)	3 d	0812	0817	0838	0842			0904	0912	0914		0922		0938	0942			
Lymington Town (LYT)	d	0820			0850				0920						0950			
Lymington Pier (LYP)	a	0822			0852				0922						0952			
Lymington Pier (LYP)	d				0900											1000		
Yarmouth (I.O.W.) (YMH)	a				0940											1040		
Sway (SWY)	d	0821	0842									0926						
New Milton (NWM)	d	0826	0847									0931		0945				
Hinton Admiral (HNA)	d	0830	0851									0935						
Christchurch (CHR)	d	0836	0857									0940		0953				
Pokesdown (POK)	d	0840	0901									0944		0957				
Bournemouth (BMH)	a	0844	0905					0918		0930		0950		1001				
Bournemouth (BMH)	d	0845	0908							0933				1005	1009			
Branksome (BSM)	d	0850	0913							0938				1014				
Parkstone (Dorset) (PKS)	d	0853	0916							0941				1017				
Poole (POO)	4 a	0857	0920							0945				1014	1021			
Poole (POO)	4 d	0858	0921							0946				1015				
Hamworthy (HAM)	d	0903	0926							0951				1020				
Holton Heath (HOL)	d		0930											1024				
Wareham (WRM)	d	0910	0934							0957				1029				
Wool (WOO)	d	0917	0942											1037				
Moreton (Dorset) (MTN)	d	0923	0948											1043				
Dorchester South (DCH)	d	0931	0956							1014				1051				
Dorchester West (DCW)	d										1018							
Upwey (UPW)	d	0938	1002								1027			1057				
Weymouth (WEY)	a	0943	1008							1023	1032			1105				

NOTES (see introductory pages for explanation of train operator codes and standard symbols)

- a Arrival time
- d Departure time
- u Stops to pick up only
- D To Salisbury
- F Also calls at Surbiton 0700, Walton-On-Thames 0707, Weybridge 0711, Brookwood 0725, Winchfield 0744 and Hook 0748
- G From Birmingham New Street
- H From Cheltenham Spa

London to Winchester, Fareham, Portsmouth, Southampton, Lymington, Yarmouth (IOW), Bournemouth and Weymouth

Saturdays from 26 September

Operator	SW	XC	SW	SW	SW	SW	SW	SW	SW	SW	SW	SW	XC	SW	SW	GW	SW	SW
Days of operation/Notes	1	J	1	1	1	1	1	1	1	1	1	1	K	1	1	L	1	1
1st Class/Reservations/Bus/Ferry																		
Catering facilities																		
London Waterloo (WAT)	15 d	0809	0835					0905					0909		0935			
Clapham Junction (CLJ)	10 d							0912u										
Woking (WOK)	d	0834	0900										0934		1000			
Farnborough (Main) (FNB)	d	0844											0944					
Fleet (FLE)	d	0850											0950					
Reading (RDG)	7 d	0852											0952					
Basingstoke (BSK)	d	0903	0911					0948					1003	1011				
Micheldever (MIC)	d	0913											1013					
Winchester (WIN)	d	0922	0927	0933			0949	1005					1022	1027	1033			1049
Shawford (SHW)	d						0954											1054
Romsey (ROM)	d											1007						
Chandlers Ford (CFR)	d											1014						
Eastleigh (ESL)	3 a	0930				1000						1020	1030					1100
Eastleigh (ESL)	3 d	0931				1001						1021	1031					1101
Hedge End (HDE)	d	0937											1037					
Botley (BOE)	d	0941											1041					
Fareham (FRM)	a	0949											1049					
Portchester (PTC)	a	0955											1055					
Cosham (CSA)	a	0959											1059					
Hilsea (HLS)	a	1004											1104					
Fratton (FTN)	a	1008											1108					
Portsmouth & Southsea (PMS)	a	1013											1113					
Portsmouth Harbour (PMH)	a	1018											1118					
Southampton Airport Parkwy (SOA)	4 d	0936	0942			1005	1014					1025		1036	1042			1105
Swaythling (SWG)	d											1027						
St Denys (SDN)	d											1030						
Southampton Central (SOU)	a	0943	0949			1012	1021					1035	1043	1050				1112
Southampton Central (SOU)	d	0945	0951		0956		1024					1037	1044	1051			1056	
Millbrook (Hants) (MBK)	d											1040						
Redbridge (RDB)	d											1043a						
Totton (TTN)	d				1001												1101	
Ashurst New Forest (ANF)	d				1006												1106	
Beaulieu Road (BEU)	d				1010													
Brockenhurst (BCU)	3 a	0958	1005		1016		1037						1057	1105			1116	
Brockenhurst (BCU)	3 d	0959	1006	1012	1017		1038	1042					1058	1106	1112		1117	
Lymington Town (LYT)	d			1020				1050							1120			
Lymington Pier (LYP)	a			1022				1052							1122			
Lymington Pier (LYP)	d								1100									
Yarmouth (I.O.W.) (YMH)	a								1140									
Sway (SWY)	d				1022												1122	
New Milton (NWM)	d				1027		1045										1127	
Hinton Admiral (HNA)	d				1031												1131	
Christchurch (CHR)	d				1036		1053										1136	
Pokesdown (POK)	d				1039		1057										1139	
Bournemouth (BMH)	a	1013	1021		1044		1101						1113	1121			1144	
Bournemouth (BMH)	d		1025				1105	1109							1125			
Branksome (BSM)	d		1030					1114							1130			
Parkstone (Dorset) (PKS)	d		1033					1117							1133			
Poole (POO)	4 a		1037				1114	1121							1137			
Poole (POO)	4 d		1038				1115								1138			
Hamworthy (HAM)	d		1043				1120								1143			
Holton Heath (HOL)	d						1124											
Wareham (WRM)	d		1050				1129								1150			
Wool (WOO)	d						1137											
Moreton (Dorset) (MTN)	d						1143											
Dorchester South (DCH)	d		1107				1151								1207			
Dorchester West (DCW)	d															1212		
Upwey (UPW)	d						1157									1221		
Weymouth (WEY)	a		1117				1205								1216	1226		

NOTES (see introductory pages for explanation of train operator codes and standard symbols)

- a Arrival time
- d Departure time
- u Stops to pick up only
- D To Salisbury
- J From Manchester Piccadilly
- K From Nottingham
- L From Gloucester

London to Winchester, Fareham, Portsmouth, Southampton, Lymington, Yarmouth (IOW), Bournemouth and Weymouth

Saturdays from 26 September

Operator	SW	SW	SW	SW	SW	SW	XC	SW	SW	SW	SW	SW	SW	SW	SW	SW	SW	XC
Days of operation/Notes	1	1	1	1	D	1	J	1	1	1	1	1	1	1	1	1	1	J
1st Class/Reservations/Bus/Ferry																		
Catering facilities																		
London Waterloo (WAT)	15 d	1005				1009		1035					1105				1109	
Clapham Junction (CLJ)	10 d	1012u											1112u					
Woking (WOK)	d					1034		1100									1134	
Farnborough (Main) (FNB)	d					1044											1144	
Fleet (FLE)	d					1050											1150	
Reading (RDG)	7 d						1052											1152
Basingstoke (BSK)	d	1048				1103	1111						1148				1203	1211
Micheldever (MIC)	d					1113											1213	
Winchester (WIN)	d	1105				1122	1127	1133				1149	1205				1222	1227
Shawford (SHW)	d											1154						
Romsey (ROM)	d				1107												1207	
Chandlers Ford (CFR)	d				1114												1214	
Eastleigh (ESL)	3 a				1120	1130						1200					1220	1230
Eastleigh (ESL)	3 d				1121	1131						1201					1221	1231
Hedge End (HDE)	d					1137												1237
Botley (BOE)	d					1141												1241
Fareham (FRM)	a					1149												1249
Portchester (PTC)	a					1155												1255
Cosham (CSA)	a					1159												1259
Hilsea (HLS)	a					1204												1304
Fratton (FTN)	a					1208												1308
Portsmouth & Southsea (PMS)	a					1213												1313
Portsmouth Harbour (PMH)	a					1218												1318
Southampton Airport Parkwy (SOA)	4 d	1114			1125		1136	1142				1205	1214				1225	1236
Swaythling (SWG)	d				1127												1227	
St Denys (SDN)	d				1130												1231	
Southampton Central (SOU)	a	1121			1135		1143	1149				1212	1221				1236	1243
Southampton Central (SOU)	d	1124			1137		1144	1151			1156		1224				1238	1245
Millbrook (Hants) (MBK)	d				1140												1240	
Redbridge (RDB)	d				1143a												1244a	
Totton (TTN)	d											1201						
Ashurst New Forest (ANF)	d											1206						
Beaulieu Road (BEU)	d											1210						
Brockenhurst (BCU)	3 a	1137					1158	1205				1216		1237				1259
Brockenhurst (BCU)	3 d	1138	1142				1159	1206	1212	1217			1238	1242				1300
Lymington Town (LYT)	d		1150						1220					1250				
Lymington Pier (LYP)	a		1152						1222					1252				
Lymington Pier (LYP)	d			1200											1300			
Yarmouth (I.O.W.) (YMH)	a			1240											1340			
Sway (SWY)	d											1222						
New Milton (NWM)	d	1145										1227		1245				
Hinton Admiral (HNA)	d											1231						
Christchurch (CHR)	d	1153										1236		1253				
Pokesdown (POK)	d	1157										1239		1257				
Bournemouth (BMH)	a	1201					1213	1221				1244		1301				1315
Bournemouth (BMH)	d	1205	1209											1305	1309			
Branksome (BSM)	d		1214												1314			
Parkstone (Dorset) (PKS)	d		1217												1317			
Poole (POO)	4 a	1214	1221											1314	1321			
Poole (POO)	4 d	1215												1315				
Hamworthy (HAM)	d	1220												1320				
Holton Heath (HOL)	d	1224												1324				
Wareham (WRM)	d	1229						1250						1329				
Wool (WOO)	d	1237												1337				
Moreton (Dorset) (MTN)	d	1243												1343				
Dorchester South (DCH)	d	1251						1307						1351				
Dorchester West (DCW)	d																	
Upwey (UPW)	d	1257												1357				
Weymouth (WEY)	a	1305						1317						1405				

NOTES (see introductory pages for explanation of train operator codes and standard symbols)

- a Arrival time
- d Departure time
- u Stops to pick up only
- D To Salisbury
- J From Manchester Piccadilly

London to Winchester, Fareham, Portsmouth, Southampton, Lymington, Yarmouth (IOW), Bournemouth and Weymouth

Saturdays from 26 September

Operator	SW	SW	GW	SW	SW	SW	SW	SW	SW	SW	SW	XC	SW	SW	SW	SW	SW
Days of operation/Notes 1st Class/Reservations/Bus/Ferry Catering facilities	1	1	L	1	1	1	1	1	1	1	D	J	1	1	1	1	1
London Waterloo (WAT)	15 d					1205					1209		1235				1305
Clapham Junction (CLJ)	10 d					1212u											1312u
Woking (WOK)	d	1200									1234		1304				
Farnborough (Main) (FNB)	d										1244						
Fleet (FLE)	d										1250						
Reading (RDG)	7 d												1252				
Basingstoke (BSK)	d					1249					1303	1311					1349
Micheldever (MIC)	d										1313						
Winchester (WIN)	d	1233			1249	1305					1322	1327	1336			1349	1405
Shawford (SHW)	d				1254											1354	
Romsey (ROM)	d										1307						
Chandlers Ford (CFR)	d										1314						
Eastleigh (ESL)	3 a				1300						1320	1330				1400	
Eastleigh (ESL)	3 d				1301						1321	1331				1401	
Hedge End (HDE)	d											1337					
Botley (BOE)	d											1341					
Fareham (FRM)	a											1349					
Portchester (PTC)	a											1355					
Cosham (CSA)	a											1359					
Hilsea (HLS)	a											1404					
Fratton (FTN)	a											1408					
Portsmouth & Southsea (PMS)	a											1413					
Portsmouth Harbour (PMH)	a											1418					
Southampton Airport Parkwy (SOA)	4 d	1242			1305	1314					1325		1336	1345		1405	1414
Swaythling (SWG)	d										1327						
St Denys (SDN)	d										1330						
Southampton Central (SOU)	a	1249			1312	1321					1335		1343	1352		1412	1421
Southampton Central (SOU)	d	1251			1256	1324					1337		1345	1354		1356	1424
Millbrook (Hants) (MBK)	d										1340						
Redbridge (RDB)	d										1343a						
Totton (TTN)	d				1301											1402	
Ashurst New Forest (ANF)	d				1306											1407	
Beaulieu Road (BEU)	d															1411	
Brockenhurst (BCU)	3 a	1305			1316	1337						1358	1407			1417	1437
Brockenhurst (BCU)	3 d	1306	1312		1317	1338	1342					1359	1408	1412	1418		1438
Lymington Town (LYT)	d		1320				1350							1420			
Lymington Pier (LYP)	a		1322				1352							1422			
Lymington Pier (LYP)	d							1400									
Yarmouth (I.O.W.) (YMH)	a							1440									
Sway (SWY)	d				1322											1422	
New Milton (NWM)	d				1327	1345										1427	1445
Hinton Admiral (HNA)	d				1331											1431	
Christchurch (CHR)	d				1336	1353										1436	1453
Pokesdown (POK)	d				1339	1357										1440	1457
Bournemouth (BMH)	a	1321			1344	1401						1413	1423		1444		1501
Bournemouth (BMH)	d	1325				1405	1409									1427	1505
Branksome (BSM)	d	1330					1414									1432	1514
Parkstone (Dorset) (PKS)	d	1333					1417									1435	1517
Poole (POO)	4 a	1337				1414	1421									1438	1514
Poole (POO)	4 d	1338				1415										1439	1515
Hamworthy (HAM)	d	1343				1420										1444	1520
Holton Heath (HOL)	d					1424											1524
Wareham (WRM)	d	1350				1429							1451				1529
Wool (WOO)	d					1437											1537
Moreton (Dorset) (MTN)	d					1443											1543
Dorchester South (DCH)	d	1407				1451							1509				1551
Dorchester West (DCW)	d			1412													
Upwey (UPW)	d			1421		1457											1557
Weymouth (WEY)	a	1416		1426		1505								1518			1605

NOTES (see introductory pages for explanation of train operator codes and standard symbols)

- a Arrival time
- d Departure time
- u Stops to pick up only
- D To Salisbury
- J From Manchester Piccadilly
- L From Gloucester

London to Winchester, Fareham, Portsmouth, Southampton, Lymington, Yarmouth (IOW), Bournemouth and Weymouth

Saturdays from 26 September

Operator	SW	SW	SW	SW	XC	SW	SW	GW	SW	SW	SW	SW	SW	SW	SW	SW	XC	SW
Days of operation/Notes	1	1	D	1	J	1	1	L	1	1	1	1	1	1	1	D	J	1
1st Class/Reservations/Bus/Ferry																		
Catering facilities																		
London Waterloo (WAT)	15 d			1309		1335						1405				1409		1435
Clapham Junction (CLJ)	10 d											1412u						
Woking (WOK)	d			1334		1400										1434		1500
Farnborough (Main) (FNB)	d			1344												1444		
Fleet (FLE)	d			1350												1450		
Reading (RDG)	7 d				1352												1452	
Basingstoke (BSK)	d			1403	1411							1448				1503	1511	
Micheldever (MIC)	d			1413												1513		
Winchester (WIN)	d			1422	1427	1433					1449	1505				1522	1527	1533
Shawford (SHW)	d										1454							
Romsey (ROM)	d			1407												1507		
Chandlers Ford (CFR)	d			1414												1514		
Eastleigh (ESL)	3 a			1420	1430						1500					1520	1530	
Eastleigh (ESL)	3 d			1421	1431						1501					1521	1531	
Hedge End (HDE)	d				1437												1537	
Botley (BOE)	d				1441												1541	
Fareham (FRM)	a				1449												1549	
Portchester (PTC)	a				1455												1555	
Cosham (CSA)	a				1459												1559	
Hilsea (HLS)	a				1504												1604	
Fratton (FTN)	a				1508												1608	
Portsmouth & Southsea (PMS)	a				1513												1613	
Portsmouth Harbour (PMH)	a				1518												1618	
Southampton Airport Parkwy (SOA)	4 d			1425		1436	1443				1505	1514				1525		1536
Swaythling (SWG)	d			1427												1527		
St Denys (SDN)	d			1430												1530		
Southampton Central (SOU)	a			1435		1443	1450				1512	1521				1535		1543
Southampton Central (SOU)	d			1437		1445	1451			1456		1524				1537		1545
Millbrook (Hants) (MBK)	d			1440												1540		
Redbridge (RDB)	d			1443a												1543a		
Totton (TTN)	d									1501								
Ashurst New Forest (ANF)	d									1506								
Beaulieu Road (BEU)	d																	
Brockenhurst (BCU)	3 a					1458	1505			1516		1537					1558	1605
Brockenhurst (BCU)	3 d	1442				1459	1506	1512		1517		1538	1542				1559	1606
Lymington Town (LYT)	d	1450						1520					1550					
Lymington Pier (LYP)	a	1452						1522					1552					
Lymington Pier (LYP)	d		1500											1600				
Yarmouth (I.O.W.) (YMH)	a		1540											1640				
Sway (SWY)	d								1522									
New Milton (NWM)	d								1527			1545						
Hinton Admiral (HNA)	d								1531									
Christchurch (CHR)	d								1536			1553						
Pokesdown (POK)	d								1539			1557						
Bournemouth (BMH)	a				1513	1521			1544			1601					1613	1621
Bournemouth (BMH)	d						1525					1605	1609					1625
Branksome (BSM)	d						1530						1614					1630
Parkstone (Dorset) (PKS)	d						1533						1617					1633
Poole (POO)	4 a						1537					1614	1621					1637
Poole (POO)	4 d						1538					1615						1638
Hamworthy (HAM)	d						1543					1620						1643
Holton Heath (HOL)	d											1624						
Wareham (WRM)	d					1550						1629						1650
Wool (WOO)	d											1637						
Moreton (Dorset) (MTN)	d											1643						
Dorchester South (DCH)	d					1607						1651						1707
Dorchester West (DCW)	d							1612										
Upwey (UPW)	d							1621				1657						
Weymouth (WEY)	a					1616		1626				1705						1717

NOTES (see introductory pages for explanation of train operator codes and standard symbols)

- a Arrival time
- d Departure time
- u Stops to pick up only
- D To Salisbury
- J From Manchester Piccadilly
- L From Gloucester

London to Winchester, Fareham, Portsmouth, Southampton, Lymington, Yarmouth (IOW), Bournemouth and Weymouth

Saturdays from 26 September

Operator	SW	SW	SW	SW	SW	SW	SW	SW	SW	SW	XC	SW	SW	GW	SW	SW	SW	SW	SW
Days of operation/Notes	1	1	1	1	1	1	1	1	1	1	J	1	1	L	1	1	1	1	1
1st Class/Reservations/Bus/Ferry																			
Catering facilities																			
London Waterloo (WAT)	15 d				1505					1509		1535						1605	
Clapham Junction (CLJ)	10 d				1512u													1612u	
Woking (WOK)	d									1534		1600							
Farnborough (Main) (FNB)	d									1544									
Fleet (FLE)	d									1550									
Reading (RDG)	7 d										1552								
Basingstoke (BSK)	d				1548					1603	1611							1648	
Micheldever (MIC)	d									1613									
Winchester (WIN)	d			1549	1605					1622	1627	1633				1649	1705		
Shawford (SHW)	d			1554												1654			
Romsey (ROM)	d									1607									
Chandlers Ford (CFR)	d									1614									
Eastleigh (ESL)	3 a			1600						1620	1630					1700			
Eastleigh (ESL)	3 d			1601						1621	1631					1701			
Hedge End (HDE)	d										1637								
Botley (BOE)	d										1641								
Fareham (FRM)	a										1649								
Portchester (PTC)	a										1655								
Cosham (CSA)	a										1659								
Hilsea (HLS)	a										1704								
Fratton (FTN)	a										1708								
Portsmouth & Southsea (PMS)	a										1713								
Portsmouth Harbour (PMH)	a										1718								
Southampton Airport Parkwy (SOA)	4 d			1605	1614					1625		1636	1642				1705	1714	
Swaythling (SWG)	d									1627									
St Denys (SDN)	d									1630									
Southampton Central (SOU)	a			1612	1621					1635		1644	1649				1712	1721	
Southampton Central (SOU)	d			1556						1637		1646	1651			1656		1724	
Millbrook (Hants) (MBK)	d									1640									
Redbridge (RDB)	d									1643a									
Totton (TTN)	d			1601												1701			
Ashurst New Forest (ANF)	d			1606												1706			
Beaulieu Road (BEU)	d			1610															
Brockenhurst (BCU)	3 a			1616								1700	1705			1716		1737	
Brockenhurst (BCU)	3 d	1612	1617		1638	1642						1701	1706	1712		1717		1738	1742
Lymington Town (LYT)	d	1620				1650								1720					1750
Lymington Pier (LYP)	a	1622				1652								1722					1752
Lymington Pier (LYP)	d							1700											
Yarmouth (I.O.W.) (YMH)	a							1740											
Sway (SWY)	d			1622												1722			
New Milton (NWM)	d			1627												1727		1745	
Hinton Admiral (HNA)	d			1631												1731			
Christchurch (CHR)	d			1636		1653										1736		1753	
Pokesdown (POK)	d			1639		1657										1739		1757	
Bournemouth (BMH)	a			1644		1701						1715	1721			1744		1801	
Bournemouth (BMH)	d				1705	1709							1725					1805	1809
Branksome (BSM)	d					1714							1730					1814	
Parkstone (Dorset) (PKS)	d					1717							1733					1817	
Poole (POO)	4 a				1714	1721							1737					1814	1821
Poole (POO)	4 d				1715								1738					1815	
Hamworthy (HAM)	d				1720								1743					1820	
Holton Heath (HOL)	d				1724													1824	
Wareham (WRM)	d				1729								1750					1829	
Wool (WOO)	d				1737													1837	
Moreton (Dorset) (MTN)	d				1743													1843	
Dorchester South (DCH)	d				1751								1807					1851	
Dorchester West (DCW)	d															1812			
Upwey (UPW)	d				1757											1821		1857	
Weymouth (WEY)	a				1803								1817			1826		1905	

NOTES (see introductory pages for explanation of train operator codes and standard symbols)

- a Arrival time
- d Departure time
- u Stops to pick up only
- D To Salisbury
- J From Manchester Piccadilly
- L From Gloucester

London to Winchester, Fareham, Portsmouth, Southampton, Lymington, Yarmouth (IOW), Bournemouth and Weymouth

Saturdays from 26 September














Operator	SW	SW	SW	XC	SW	SW	GW	SW	SW	SW	SW	SW	SW	SW	SW	SW	XC	SW	SW
Days of operation/Notes	D	D	D	J	D	D	L	D	D	D	D	D	D	D	D	D	J	D	D
1st Class/Reservations/Bus/Ferry																			
Catering facilities																			
London Waterloo (WAT)	15 d		1609		1635					1705						1709		1735	
Clapham Junction (CLJ)	10 d									1712u									
Woking (WOK)	d		1634		1700											1734		1800	
Farnborough (Main) (FNB)	d		1644													1744			
Fleet (FLE)	d		1650													1750			
Reading (RDG)	7 d			1652													1752		
Basingstoke (BSK)	d		1703	1711						1748						1803	1811		
Micheldever (MIC)	d		1713													1813			
Winchester (WIN)	d		1722	1727	1733				1749	1805						1822	1827	1833	
Shawford (SHW)	d								1754										
Romsey (ROM)	d	1707														1807			
Chandlers Ford (CFR)	d	1714														1814			
Eastleigh (ESL)	3 a	1720	1730						1800							1820	1830		
Eastleigh (ESL)	3 d	1721	1731						1801							1821	1831		
Hedge End (HDE)	d		1737														1837		
Botley (BOE)	d		1741														1841		
Fareham (FRM)	a		1749														1849		
Portchester (PTC)	a		1755														1855		
Cosham (CSA)	a		1759														1859		
Hilsea (HLS)	a		1804														1904		
Fratton (FTN)	a		1808														1908		
Portsmouth & Southsea (PMS)	a		1813														1913		
Portsmouth Harbour (PMH)	a		1818														1918		
Southampton Airport Parkway (SOA)	4 d	1725		1736	1742				1805	1814						1825		1836	1842
Swaythling (SWG)	d	1727														1827			
St Denys (SDN)	d	1730														1830			
Southampton Central (SOU)	a	1735		1743	1749				1812	1821						1835		1843	1849
Southampton Central (SOU)	d	1737		1745	1751			1756		1824						1837		1845	1851
Millbrook (Hants) (MBK)	d	1740														1840			
Redbridge (RDB)	d	1743a														1843a			
Totton (TTN)	d							1801											
Ashurst New Forest (ANF)	d							1806											
Beaulieu Road (BEU)	d							1810											
Brockenhurst (BCU)	3 a			1758	1805			1816		1837							1858	1905	
Brockenhurst (BCU)	3 d			1759	1806	1812		1817		1838			1842				1859	1906	1912
Lymington Town (LYT)	d					1820							1850						1920
Lymington Pier (LYP)	a					1822							1852						1922
Lymington Pier (LYP)	d	1800												1900					
Yarmouth (I.O.W.) (YMH)	a	1840												1940					
Sway (SWY)	d							1822											
New Milton (NWM)	d							1827		1845									
Hinton Admiral (HNA)	d							1831											
Christchurch (CHR)	d							1836		1853									
Pokesdown (POK)	d							1839		1857									
Bournemouth (BMH)	a			1813	1821			1844		1901							1913	1921	
Bournemouth (BMH)	d				1825					1905	1909								1925
Branksome (BSM)	d				1830						1914								1930
Parkstone (Dorset) (PKS)	d				1833						1917								1933
Poole (POO)	4 a				1837						1914	1921							1937
Poole (POO)	4 d				1838						1915								1938
Hamworthy (HAM)	d				1843						1920								1943
Holton Heath (HOL)	d										1924								
Wareham (WRM)	d				1850						1929							1950	
Wool (WOO)	d										1937								
Moreton (Dorset) (MTN)	d										1943								
Dorchester South (DCH)	d				1907						1951							2006	
Dorchester West (DCW)	d						1923												
Upwey (UPW)	d						1931				1957								
Weymouth (WEY)	a				1917		1936				2003							2016	

NOTES (see introductory pages for explanation of train operator codes and standard symbols)

- a Arrival time
- d Departure time
- u Stops to pick up only
- D To Salisbury
- J From Manchester Piccadilly
- L From Gloucester

London to Winchester, Fareham, Portsmouth, Southampton, Lymington, Yarmouth (IOW), Bournemouth and Weymouth

Saturdays from 26 September

Operator Days of operation/Notes 1st Class/Reservations/Bus/Ferry Catering facilities	GW L	SW 1	SW 1	SW 1	SW 1	SW 1	SW 1	SW 1	SW 1	SW 1	SW 1	SW 1	SW 1	SW 1	SW 1	SW 1	SW 1	SW 1	SW 1	SW 1	SW 1	SW 1
London Waterloo (WAT) 	d				1805							1809		1835					1905			
Clapham Junction (CLJ) 	d				1812u														1912u			
Woking (WOK)	d											1834		1901								
Farnborough (Main) (FNB)	d											1844										
Fleet (FLE)	d											1850										
Reading (RDG) 	d												1852									
Basingstoke (BSK)	d				1848							1903	1911						1948			
Micheldever (MIC)	d											1913										
Winchester (WIN)	d			1849	1905							1922	1927	1933				1949	2005			
Shawford (SHW)	d			1854														1954				
Romsey (ROM)	d											1907										
Chandlers Ford (CFR)	d											1914										
Eastleigh (ESL) 	a			1900								1920	1930					2000				
Eastleigh (ESL) 	d			1901								1921	1931					2001				
Hedge End (HDE)	d												1937									
Botley (BOE)	d												1941									
Fareham (FRM)	a												1949									
Portchester (PTC)	a												1955									
Cosham (CSA)	a												1959									
Hilsea (HLS)	a												2004									
Fratton (FTN)	a												2008									
Portsmouth & Southsea (PMS)	a												2013									
Portsmouth Harbour (PMH) 	a												2018									
Southampton Airport Parkway (SOA) 	d			1905	1914							1925		1936	1942			2005	2014			
Swaythling (SWG)	d											1927										
St Denys (SDN)	d											1930										
Southampton Central (SOU)	a			1912	1921							1935		1943	1949			2012	2021			
Southampton Central (SOU)	d			1856		1924						1937		1945	1951			1956		2024		
Millbrook (Hants) (MBK)	d											1940										
Redbridge (RDB)	d											1943a										
Totton (TTN)	d			1901														2001				
Ashurst New Forest (ANF)	d			1906														2006				
Beaulieu Road (BEU)	d																	2010				
Brockenhurst (BCU) 	a			1916		1937								1958	2005			2016		2037		
Brockenhurst (BCU) 	d			1917		1938	1942							1959	2006	2012	2017		2038	2042		
Lymington Town (LYT)	d						1950													2050		
Lymington Pier (LYP)	a						1952													2052		
Lymington Pier (LYP) 	d							2000													2100	
Yarmouth (I.O.W.) (YMH) 	a							2040													2140	
Sway (SWY)	d			1922														2022				
New Milton (NWM)	d			1927		1945												2027		2045		
Hinton Admiral (HNA)	d			1931														2031				
Christchurch (CHR)	d			1936		1953												2036		2053		
Pokesdown (POK)	d			1939		1957												2039		2057		
Bournemouth (BMH)	a			1944		2001							2013	2021				2044		2101		
Bournemouth (BMH)	d				2005	2009									2025					2105	2109	
Branksome (BSM)	d					2014									2030					2114		
Parkstone (Dorset) (PKS)	d					2017									2033					2117		
Poole (POO) 	a				2014	2021									2037					2115	2121	
Poole (POO) 	d				2015										2038					2116		
Hamworthy (HAM)	d				2020										2043					2121		
Holton Heath (HOL)	d				2024																	
Wareham (WRM)	d				2029										2050					2128		
Wool (WOO)	d				2037															2135		
Moreton (Dorset) (MTN)	d				2043															2145c		
Dorchester South (DCH)	d				2051										2107					2153		
Dorchester West (DCW)	d	2011																				
Upwey (UPW)	d	2019			2058															2200		
Weymouth (WEY)	a	2025			2103										2117					2205		

NOTES (see introductory pages for explanation of train operator codes and standard symbols)

- a Arrival time
- d Departure time
- u Stops to pick up only
- c Arrives 4 minutes earlier
- D To Salisbury
- J From Manchester Piccadilly
- L From Gloucester

London to Winchester, Fareham, Portsmouth, Southampton, Lymington, Yarmouth (IOW), Bournemouth and Weymouth

Saturdays from 26 September

Operator	SW	SW	XC	SW	SW	SW	SW	SW	SW	SW	SW	SW	SW	SW	SW	SW	SW	SW	SW	SW
Days of operation/Notes	D	D	J	D	D	D	D	D	D	D	D	D	D	D	D	D	D	D	D	D
1st Class/Reservations/Bus/Ferry																				
Catering facilities																				
London Waterloo (WAT)	15 d	1909		1935					2005			2009			2035				2105	
Clapham Junction (CLJ)	10 d								2012u										2112u	
Woking (WOK)	d	1934		2000								2034			2100					
Farnborough (Main) (FNB)	d	1944										2044								
Fleet (FLE)	d	1950										2050								
Reading (RDG)	7 d		1952												2052					
Basingstoke (BSK)	d	2003	2011						2049			2103			2111					2148
Micheldever (MIC)	d	2013										2113								
Winchester (WIN)	d	2022	2027	2033				2049	2105			2122			2127	2133		2149		2204
Shawford (SHW)	d							2054									2154			
Romsey (ROM)	d	2007										2107								
Chandlers Ford (CFR)	d	2014										2114								
Eastleigh (ESL)	3 a	2020	2030					2100				2120	2130					2200		
Eastleigh (ESL)	3 d	2021	2031					2101				2121	2131					2201	2205	
Hedge End (HDE)	d		2037										2137							
Botley (BOE)	d		2041										2141							
Fareham (FRM)	a		2049										2149							
Portchester (PTC)	a		2055										2155							
Cosham (CSA)	a		2059										2159							
Hilsea (HLS)	a		2104										2204							
Fratton (FTN)	a		2108										2208							
Portsmouth & Southsea (PMS)	a		2113										2213							
Portsmouth Harbour (PMH)	a		2118										2218							
Southampton Airport Parkwy (SOA)	4 d	2025		2036	2042			2105	2114			2125			2136	2142		2205	2209	2213
Swaythling (SWG)	d	2027										2127								
St Denys (SDN)	d	2030										2130								
Southampton Central (SOU)	a	2035		2043	2050			2112	2121			2135			2143	2149		2212	2218	2225
Southampton Central (SOU)	d	2037		2045	2051		2056		2124			2137			2145	2151				2229
Millbrook (Hants) (MBK)	d	2040										2140								
Redbridge (RDB)	d	2043a										2143a								
Totton (TTN)	d						2101		2129											2234
Ashurst New Forest (ANF)	d						2106		2134											2239
Beaulieu Road (BEU)	d																			
Brockenhurst (BCU)	3 a		2058	2105		2116		2142							2158	2204				2247
Brockenhurst (BCU)	3 d		2059	2106	2112	2117		2143	2148						2159	2205	2218			2248
Lymington Town (LYT)	d				2120				2156								2226			
Lymington Pier (LYP)	a				2122				2158								2228			
Lymington Pier (LYP)	d																			
Yarmouth (I.O.W.) (YMH)	a																			
Sway (SWY)	d					2122		2148												2253
New Milton (NWM)	d					2127		2153												2258
Hinton Admiral (HNA)	d					2131		2157												2302
Christchurch (CHR)	d					2136		2203												2308
Pokesdown (POK)	d					2139		2207												2312
Bournemouth (BMH)	a		2113	2121		2144		2211							2215	2221				2316
Bournemouth (BMH)	d				2125			2213								2225				2318
Branksome (BSM)	d				2130			2218								2230				2323
Parkstone (Dorset) (PKS)	d				2133			2222								2233				2327
Poole (POO)	4 a				2137			2227								2237				2331
Poole (POO)	4 d				2138											2238				
Hamworthy (HAM)	d				2143											2243				
Holton Heath (HOL)	d																			
Wareham (WRM)	d				2150											2250				
Wool (WOO)	d				2157											2257				
Moreton (Dorset) (MTN)	d				2203											2303				
Dorchester South (DCH)	d				2211											2311				
Dorchester West (DCW)	d													2251						
Upwey (UPW)	d				2218										2259	2318				
Weymouth (WEY)	a				2223										2305	2323				

NOTES (see introductory pages for explanation of train operator codes and standard symbols)

- a Arrival time
- d Departure time
- u Stops to pick up only
- D To Salisbury
- J From Manchester Piccadilly
- M From Bristol Temple Meads
- N To Westbury

London to Winchester, Fareham, Portsmouth, Southampton, Lymington, Yarmouth (IOW), Bournemouth and Weymouth

Saturdays from 26 September

Operator	SW	SW	XC	SW	SW	SW	SW	XC	SW	SW	SW	SW	SW	SW	SW	SW
Days of operation/Notes	D		J			D		J				SUM		SUM	SUM	
1st Class/Reservations/Bus/Ferry Catering facilities	1	1	1	1	1	1	1	1	1	1	1	1	1	1	1	1
London Waterloo (WAT)	15 d			2135	2205		2209		2235	2305		2335	0010	0105		
Clapham Junction (CLJ)	10 d				2212u					2312u		2342u	0017u	0115		
Woking (WOK)	d		2134		2200		2234		2300	2332			0003	0040	0149	
Farnborough (Main) (FNB)	d		2144				2244						0014		0158s	
Fleet (FLE)	d		2150				2250						0020		0204s	
Reading (RDG)	7 d		2152					2252								
Basingstoke (BSK)	d		2203		2250		2303	2311	2319	2352		0035	0100	0216s		
Micheldever (MIC)	d		2213				2313			0002						
Winchester (WIN)	d		2222	2227	2233	2306	2322	2327	2335	0011		0051	0116	0232s		
Shawford (SHW)	d						2327			0016						
Romsey (ROM)	d	2207				2311										
Chandlers Ford (CFR)	d	2214				2318										
Eastleigh (ESL)	3 a	2220	2230			2324	2333			0022		0059	0124	0242s		
Eastleigh (ESL)	3 d	2221	2231			2324	2334			0022	0030	0100	0125			
Hedge End (HDE)	d		2237				2340				0036s					
Botley (BOE)	d		2241				2344				0040s					
Fareham (FRM)	a		2249				2352				0048s					
Portchester (PTC)	a		2255				2358				0054s					
Cosham (CSA)	a		2259				0002				0058s					
Hilsea (HLS)	a		2304				0008									
Fratton (FTN)	a		2308				0012				0106s					
Portsmouth & Southsea (PMS)	a		2312				0015				0109					
Portsmouth Harbour (PMH)	a		2316				0019									
Southampton Airport Parkwy (SOA)	4 d	2225		2236	2242	2315	2328		2335	2344	0026		0105	0129	0246s	
Swaythling (SWG)	d	2227					2331									
St Denys (SDN)	d	2230					2334				0030s				0251s	
Southampton Central (SOU)	a	2235		2243	2249	2322	2339		2342	2352	0035		0112	0136	0256	
Southampton Central (SOU)	d	2237		2245	2252	2324	2341			2353	0037			0138		
Millbrook (Hants) (MBK)	d	2240					2344									
Redbridge (RDB)	d	2243a					2348a									
Totton (TTN)	d					2329					0042s			0143s		
Ashurst New Forest (ANF)	d					2334										
Beaulieu Road (BEU)	d															
Brockenhurst (BCU)	3 a			2258	2306	2342				0007	0053s			0154s		
Brockenhurst (BCU)	3 d			2259	2307	2343				0008						
Lymington Town (LYT)	d															
Lymington Pier (LYP)	a															
Lymington Pier (LYP)	d															
Yarmouth (I.O.W.) (YMH)	a															
Sway (SWY)	d					2347										
New Milton (NWM)	d					2352				0014s	0100s			0201s		
Hinton Admiral (HNA)	d					2356										
Christchurch (CHR)	d					0002				0022s	0108s			0208s		
Pokesdown (POK)	d					0006				0026s	0112s			0212s		
Bournemouth (BMH)	a			2319	2325	0010				0031	0116			0216		
Bournemouth (BMH)	d					2328	0011			0032	0118					
Branksome (BSM)	d					2333	0016			0037	0123s					
Parkstone (Dorset) (PKS)	d					2336	0019			0040	0126s					
Poole (POO)	4 a					2340	0024			0044	0129					
Poole (POO)	4 d					2341										
Hamworthy (HAM)	d					2346										
Holton Heath (HOL)	d															
Wareham (WRM)	d					2352										
Wool (WOO)	d					2359										
Moreton (Dorset) (MTN)	d					0006										
Dorchester South (DCH)	d					0014										
Dorchester West (DCW)	d															
Upwey (UPW)	d					0020										
Weymouth (WEY)	a					0026										

NOTES (see introductory pages for explanation of train operator codes and standard symbols)

- a Arrival time
- d Departure time
- s Stops to set down only
- u Stops to pick up only
- D To Salisbury
- J From Manchester Piccadilly
- P Also calls at Wimbledon 0023
- Q Also calls at Vauxhall 0109, Wimbledon 0127 and Surbiton 0135
- SUM Sunday mornings

London to Winchester, Fareham, Portsmouth, Southampton, Lymington, Yarmouth (IOW), Bournemouth and Weymouth

Sundays until 13 September

Operator	SW	SW	SW	SW	SW	SW	SW	SW	SW	SW	SW	SW	SW	SW	SW	SW	SW	SW	SW
Days of operation/Notes	1	1	1	1	1	1	1	1	1	1	1	1	1	1	1	1	1	1	1
1st Class/Reservations/Bus/Ferry	1	1	1	1	1	1	1	1	1	1	1	1	1	1	1	1	1	1	1
London Waterloo (WAT)	15 d													0753				0835	
Clapham Junction (CLJ)	10 d													0803u				0845u	
Woking (WOK)	d													0828				0907	
Farnborough (Main) (FNB)	d																		
Fleet (FLE)	d																		
Reading (RDG)	7 d																		
Basingstoke (BSK)	d		0747											0848				0927	
Micheldever (MIC)	d		0757											0858					
Winchester (WIN)	d		0806											0907				0943	
Shawford (SHW)	d		0811											0912					
Romsey (ROM)	d												0835						
Chandlers Ford (CFR)	d												0842						
Eastleigh (ESL)	3 a		0817										0849	0918					
Eastleigh (ESL)	3 d		0821	0824									0854	0922	0926				
Hedge End (HDE)	d			0830											0932				
Botley (BOE)	d			0834											0936				
Fareham (FRM)	a			0842											0944				
Portchester (PTC)	a			0848											0950				
Cosham (CSA)	a			0853											0955				
Hilsea (HLS)	a			0900											1000				
Fratton (FTN)	a			0904											1009				
Portsmouth & Southsea (PMS)	a			0908											1013				
Portsmouth Harbour (PMH)	a			0912											1020				
Southampton Airport Parkway (SOA)	4 d		0825										0858	0927				0954	
Swaythling (SWG)	d												0900						
St Denys (SDN)	d												0903						
Southampton Central (SOU)	a		0832										0908	0934				1001	
Southampton Central (SOU)	d		0834					0903					0910	0935				1003	
Millbrook (Hants) (MBK)	d												0913						
Redbridge (RDB)	d												0916a						
Totton (TTN)	d		0839											0941					
Ashurst New Forest (ANF)	d		0844											0945					
Beaulieu Road (BEU)	d		0848											0950					
Brockenhurst (BCU)	3 a		0854					0916						0956				1016	
Brockenhurst (BCU)	3 d		0855		0859			0917	0929					0957		0959		1017	1029
Lymington Town (LYT)	d				0907				0937							1007			1037
Lymington Pier (LYP)	a				0909				0939							1009			1039
Lymington Pier (LYP)	d					0920				1000						1040			1100
Yarmouth (I.O.W.) (YMH)	a					1000				1040						1120			1140
Sway (SWY)	d		0900											1001					
New Milton (NWM)	d		0905					0924						1006				1024	
Hinton Admiral (HNA)	d		0909											1010					
Christchurch (CHR)	d		0914											1015					
Pokesdown (POK)	d		0917											1019					
Bournemouth (BMH)	a		0921					0934						1023				1034	
Bournemouth (BMH)	d	0839	0924					0939						1024				1039	
Branksome (BSM)	d	0844						0944										1044	
Parkstone (Dorset) (PKS)	d	0847						0947										1047	
Poole (POO)	4 a	0850	0933					0950						1033				1050	
Poole (POO)	4 d	0851						0951										1051	
Hamworthy (HAM)	d	0856						0956										1056	
Holton Heath (HOL)	d																		
Wareham (WRM)	d	0903						1003										1103	
Wool (WOO)	d	0910						1010										1110	
Moreton (Dorset) (MTN)	d	0916						1016										1116	
Dorchester South (DCH)	d	0924						1024										1124	
Dorchester West (DCW)	d							1016										1113	
Upwey (UPW)	d	0931						1024	1032									1121	1131
Weymouth (WEY)	a	0935						1029	1037									1126	1135

NOTES (see introductory pages for explanation of train operator codes and standard symbols)

- a Arrival time
- d Departure time
- u Stops to pick up only
- A Runs from 26 July to 30 August
- B From Westbury
- C From Salisbury to Salisbury
- D From Bristol Temple Meads
- E Runs until 19 July and from 6 September

London to Winchester, Fareham, Portsmouth, Southampton, Lymington, Yarmouth (IOW), Bournemouth and Weymouth

Sundays until 13 September

Operator	SW	SW	SW	SW	SW	XC	SW	SW	SW	SW	SW	SW	SW	SW	SW	XC	SW	SW	SW
Days of operation/Notes	F	F	F	F	A	◇	F	F	F	F	F	F	F	F	F	G	F	F	E
1st Class/Reservations/Bus/Ferry																			
Catering facilities																			
London Waterloo (WAT)	15 d		0853				0935					0953					1035		
Clapham Junction (CLJ)	10 d		0903u				0945u					1003u					1045u		
Woking (WOK)	d		0928				1007					1028					1107		
Farnborough (Main) (FNB)	d																		
Fleet (FLE)	d																		
Reading (RDG)	7 d					0952										1052			
Basingstoke (BSK)	d		0948			1011	1027					1048				1111	1127		
Micheldever (MIC)	d		0958									1058							
Winchester (WIN)	d		1007			1027	1043					1107				1127	1143		
Shawford (SHW)	d		1012									1112							
Romsey (ROM)	d	0935									1035								
Chandlers Ford (CFR)	d	0942									1042								
Eastleigh (ESL)	3 a	0948	1018								1048	1118							
Eastleigh (ESL)	3 d	0954	1022	1026							1054	1122	1126						
Hedge End (HDE)	d			1032									1132						
Botley (BOE)	d			1036									1136						
Fareham (FRM)	a			1044									1144						
Portchester (PTC)	a			1050									1150						
Cosham (CSA)	a			1055									1155						
Hilsea (HLS)	a			1100									1200						
Fratton (FTN)	a			1109									1209						
Portsmouth & Southsea (PMS)	a			1113									1213						
Portsmouth Harbour (PMH)	a			1120									1220						
Southampton Airport Parkwy (SOA)	4 d	0958	1027			1035	1054				1058	1127				1135	1154		
Swaythling (SWG)	d	1000									1100								
St Denys (SDN)	d	1003									1103								
Southampton Central (SOU)	a	1008	1034			1042	1101				1108	1134				1142	1201		
Southampton Central (SOU)	d	1010	1035			1050	1103				1110	1135				1150	1203		
Millbrook (Hants) (MBK)	d	1013									1113								
Redbridge (RDB)	d	1016a									1116a								
Totton (TTN)	d		1041									1141							
Ashurst New Forest (ANF)	d		1045									1145							
Beaulieu Road (BEU)	d		1050									1150							
Brockenhurst (BCU)	3 a		1056			1103	1116					1156				1203	1216		
Brockenhurst (BCU)	3 d		1057		1059	1110	1117	1129				1157		1159		1204	1217	1229	
Lymington Town (LYT)	d				1107			1137						1207				1237	
Lymington Pier (LYP)	a				1109			1139						1209				1239	
Lymington Pier (LYP)	d				1120				1200					1240				1300	
Yarmouth (I.O.W.) (YMH)	a				1200				1240					1320				1340	
Sway (SWY)	d		1101									1201							
New Milton (NWM)	d		1106				1124					1206					1224		
Hinton Admiral (HNA)	d		1110									1210							
Christchurch (CHR)	d		1115									1215							
Pokesdown (POK)	d		1119									1219							
Bournemouth (BMH)	a		1123			1127	1134					1223				1227	1234		
Bournemouth (BMH)	d		1124				1139					1224					1239		
Branksome (BSM)	d						1144										1244		
Parkstone (Dorset) (PKS)	d						1147										1247		
Poole (POO)	4 a		1133				1150					1233					1250		
Poole (POO)	4 d						1151										1251		
Hamworthy (HAM)	d						1156										1256		
Holton Heath (HOL)	d																		
Wareham (WRM)	d						1203										1303		
Wool (WOO)	d						1210										1310		
Moreton (Dorset) (MTN)	d						1216										1316		
Dorchester South (DCH)	d						1224										1324		
Dorchester West (DCW)	d																		
Upwey (UPW)	d						1231										1331		
Weymouth (WEY)	a						1235										1335		

NOTES (see introductory pages for explanation of train operator codes and standard symbols)

- a Arrival time
- d Departure time
- u Stops to pick up only
- A Runs from 26 July to 30 August
- E Runs until 19 July and from 6 September
- F To Salisbury
- G From Birmingham New Street

London to Winchester, Fareham, Portsmouth, Southampton, Lymington, Yarmouth (IOW), Bournemouth and Weymouth

Sundays until 13 September

Operator	GW	SW	SW	SW	SW	SW	XC	SW	SW	SW	SW	SW	SW	SW	SW	XC	SW	SW
Days of operation/Notes 1st Class/Reservations/Bus/Ferry Catering facilities	H	F	F	F	F	A	J	F	F	F	F	F	F	F	F	A	J	F
London Waterloo (WAT)	15 d			1054				1135					1154				1235	
Clapham Junction (CLJ)	10 d			1103u				1145u					1203u				1242u	
Woking (WOK)	d			1128				1207					1228				1307	
Farnborough (Main) (FNB)	d																	
Fleet (FLE)	d																	
Reading (RDG)	7 d							1152								1252		
Basingstoke (BSK)	d			1148				1211	1227				1248			1311	1327	
Micheldever (MIC)	d			1158									1258					
Winchester (WIN)	d			1207				1227	1243				1307			1327	1343	
Shawford (SHW)	d			1212									1312					
Romsey (ROM)	d		1135									1235						
Chandlers Ford (CFR)	d		1142									1242						
Eastleigh (ESL)	3 a		1148	1218								1248	1318					
Eastleigh (ESL)	3 d		1154	1222	1226							1254	1322	1326				
Hedge End (HDE)	d			1232									1332					
Botley (BOE)	d			1236									1336					
Fareham (FRM)	a			1244									1344					
Portchester (PTC)	a			1250									1350					
Cosham (CSA)	a			1255									1355					
Hilsea (HLS)	a			1300									1400					
Fratton (FTN)	a			1309									1409					
Portsmouth & Southsea (PMS)	a			1313									1413					
Portsmouth Harbour (PMH)	a			1320									1420					
Southampton Airport Parkwy (SOA)	4 d		1158	1227				1235	1254			1258	1327			1335	1354	
Swaythling (SWG)	d		1200									1300						
St Denys (SDN)	d		1203									1303						
Southampton Central (SOU)	a		1208	1234				1244	1301			1308	1334			1342	1401	
Southampton Central (SOU)	d		1210	1235				1250	1303			1310	1335			1350	1403	
Millbrook (Hants) (MBK)	d		1213									1313						
Redbridge (RDB)	d		1216a									1316a						
Totton (TTN)	d			1241									1341					
Ashurst New Forest (ANF)	d			1245									1345					
Beaulieu Road (BEU)	d			1250									1350					
Brockenhurst (BCU)	3 a			1256				1303	1316				1356			1403	1416	
Brockenhurst (BCU)	3 d			1257		1259		1304	1317	1329			1357		1359	1404	1417	1429
Lymington Town (LYT)	d					1307				1337					1407			1437
Lymington Pier (LYP)	a					1309				1339					1409			1439
Lymington Pier (LYP)	d					1320						1400				1440		
Yarmouth (I.O.W.) (YMH)	a					1400						1440				1520		
Sway (SWY)	d			1301									1401					
New Milton (NWM)	d			1306					1324				1406				1424	
Hinton Admiral (HNA)	d			1310									1410					
Christchurch (CHR)	d			1315									1415					
Pokesdown (POK)	d			1319									1419					
Bournemouth (BMH)	a			1323				1327	1334				1423			1427	1434	
Bournemouth (BMH)	d			1324					1339				1424				1439	
Branksome (BSM)	d								1344								1444	
Parkstone (Dorset) (PKS)	d								1347								1447	
Poole (POO)	4 a			1333					1350				1433				1450	
Poole (POO)	4 d								1351								1451	
Hamworthy (HAM)	d								1356								1456	
Holton Heath (HOL)	d																	
Wareham (WRM)	d								1403								1503	
Wool (WOO)	d								1410								1510	
Moreton (Dorset) (MTN)	d								1416								1516	
Dorchester South (DCH)	d								1424								1524	
Dorchester West (DCW)	d	1331																
Upwey (UPW)	d	1339							1431								1531	
Weymouth (WEY)	a	1345							1435								1535	

NOTES (see introductory pages for explanation of train operator codes and standard symbols)

- a Arrival time
- d Departure time
- u Stops to pick up only
- A Runs from 26 July to 30 August
- F To Salisbury
- H From Swindon
- J From Manchester Piccadilly

London to Winchester, Fareham, Portsmouth, Southampton, Lymington, Yarmouth (IOW), Bournemouth and Weymouth

Sundays until 13 September

Operator	SW	GW	SW	SW	SW	SW	SW	XC	SW	SW	SW	SW	SW	SW	SW	SW	XC	SW
Days of operation/Notes	E	H	F	1	1	1	A	J	1	1	1	F	1	1	1	A	J	1
1st Class/Reservations/Bus/Ferry																		
Catering facilities																		
London Waterloo (WAT)	15 d				1254				1335					1354				1435
Clapham Junction (CLJ)	10 d				1303u				1342u					1403u				1442u
Woking (WOK)	d				1328				1407					1428				1507
Farnborough (Main) (FNB)	d																	
Fleet (FLE)	d																	
Reading (RDG)	7 d							1352									1452	
Basingstoke (BSK)	d				1347			1411	1427					1447			1511	1527
Micheldever (MIC)	d				1357									1457				
Winchester (WIN)	d				1406			1427	1443					1506			1527	1543
Shawford (SHW)	d				1411									1511				
Romsey (ROM)	d			1335									1435					
Chandlers Ford (CFR)	d			1342									1442					
Eastleigh (ESL)	3 a			1348	1417								1448	1517				
Eastleigh (ESL)	3 d			1354	1420	1426							1454	1520	1526			
Hedge End (HDE)	d					1432									1532			
Botley (BOE)	d					1436									1536			
Fareham (FRM)	a					1444									1544			
Portchester (PTC)	a					1450									1550			
Cosham (CSA)	a					1455									1555			
Hilsea (HLS)	a					1500									1600			
Fratton (FTN)	a					1509									1609			
Portsmouth & Southsea (PMS)	a					1513									1613			
Portsmouth Harbour (PMH)	a					1520									1620			
Southampton Airport Parkwy (SOA)	4 d			1358	1425			1435	1454				1458	1525			1535	1554
Swaythling (SWG)	d			1400									1500					
St Denys (SDN)	d			1403									1503					
Southampton Central (SOU)	a			1408	1432			1442	1501				1508	1532			1544	1601
Southampton Central (SOU)	d			1410	1433			1450	1503				1510	1533			1550	1603
Millbrook (Hants) (MBK)	d			1413									1513					
Redbridge (RDB)	d			1416a									1516a					
Totton (TTN)	d				1439									1539				
Ashurst New Forest (ANF)	d				1443									1543				
Beaulieu Road (BEU)	d				1448									1548				
Brockenhurst (BCU)	3 a				1454			1503	1516					1554			1603	1616
Brockenhurst (BCU)	3 d				1455		1459	1504	1517	1529				1555		1559	1604	1617
Lymington Town (LYT)	d						1507			1537						1607		
Lymington Pier (LYP)	a						1509			1539						1609		
Lymington Pier (LYP)	d	1500						1520				1600				1640		
Yarmouth (I.O.W.) (YMH)	a	1540						1600				1640				1720		
Sway (SWY)	d				1459									1559				
New Milton (NWM)	d				1504				1524					1604				1624
Hinton Admiral (HNA)	d				1508									1608				
Christchurch (CHR)	d				1513									1613				
Pokesdown (POK)	d				1517									1617				
Bournemouth (BMH)	a				1521			1525	1534					1621			1625	1634
Bournemouth (BMH)	d				1522				1539					1622				1639
Branksome (BSM)	d								1544									1644
Parkstone (Dorset) (PKS)	d								1547									1647
Poole (POO)	4 a				1531				1550					1631				1650
Poole (POO)	4 d								1551									1651
Hamworthy (HAM)	d								1556									1656
Holton Heath (HOL)	d																	
Wareham (WRM)	d								1603									1703
Wool (WOO)	d								1610									1710
Moreton (Dorset) (MTN)	d								1616									1716
Dorchester South (DCH)	d								1624									1724
Dorchester West (DCW)	d			1532														
Upwey (UPW)	d			1540					1631									1731
Weymouth (WEY)	a			1545					1635									1735

NOTES (see introductory pages for explanation of train operator codes and standard symbols)

- a Arrival time
- d Departure time
- u Stops to pick up only
- A Runs from 26 July to 30 August
- E Runs until 19 July and from 6 September
- F To Salisbury
- H From Swindon
- J From Manchester Piccadilly

London to Winchester, Fareham, Portsmouth, Southampton, Lymington, Yarmouth (IOW), Bournemouth and Weymouth

Sundays until 13 September

Operator	SW	SW	SW	SW	SW	SW	XC	SW	SW	SW	SW	SW	SW	SW	SW	XC	SW	SW
Days of operation/Notes	1	E	F	1	1	1	J	1	F	1	1	1	1	1	1	J	1	1
1st Class/Reservations/Bus/Ferry																		
Catering facilities																		
London Waterloo (WAT)	15 d			1454				1535				1550	1605				1635	
Clapham Junction (CLJ)	10 d			1503u				1542u				1558u	1612u				1642u	
Woking (WOK)	d			1528				1607				1621	1637				1707	
Farnborough (Main) (FNB)	d											1632						
Fleet (FLE)	d																	
Reading (RDG)	7 d						1552									1652		
Basingstoke (BSK)	d			1547			1611	1627				1647	1657			1711	1727	
Micheldever (MIC)	d			1558								1657						
Winchester (WIN)	d			1607			1627	1643				1706	1713			1727	1743	
Shawford (SHW)	d			1611								1711						
Romsey (ROM)	d			1535					1635									
Chandlers Ford (CFR)	d			1542					1642									
Eastleigh (ESL)	3 a			1548	1617				1648			1717	1722					
Eastleigh (ESL)	3 d			1554	1621	1626			1654			1726	1723			1726		
Hedge End (HDE)	d					1632										1732		
Botley (BOE)	d					1636										1736		
Fareham (FRM)	a					1644										1744		
Portchester (PTC)	a					1650										1750		
Cosham (CSA)	a					1655										1755		
Hilsea (HLS)	a					1700										1800		
Fratton (FTN)	a					1709										1809		
Portsmouth & Southsea (PMS)	a					1713										1813		
Portsmouth Harbour (PMH)	a					1720										1820		
Southampton Airport Parkwy (SOA)	4 d			1558	1625			1635	1654	1658			1727			1735	1754	
Swaythling (SWG)	d			1600						1700								
St Denys (SDN)	d			1603						1703								
Southampton Central (SOU)	a			1608	1632			1642	1701	1708			1734			1744	1801	
Southampton Central (SOU)	d			1610	1634			1650	1703	1710			1736			1750	1803	
Millbrook (Hants) (MBK)	d			1613						1713								
Redbridge (RDB)	d			1616a						1716a								
Totton (TTN)	d				1639								1741					
Ashurst New Forest (ANF)	d				1644								1746					
Beaulieu Road (BEU)	d				1648								1750					
Brockenhurst (BCU)	3 a				1654			1703	1716				1756			1803	1816	
Brockenhurst (BCU)	3 d			1629		1655	1659	1704	1717		1729		1757	1759		1804	1817	1829
Lymington Town (LYT)	d			1637			1707				1737			1807				1837
Lymington Pier (LYP)	a			1639			1709				1739			1809				1839
Lymington Pier (LYP)	d											1800						
Yarmouth (I.O.W.) (YMH)	a											1840						
Sway (SWY)	d				1700								1801					
New Milton (NWM)	d				1705			1724					1806				1824	
Hinton Admiral (HNA)	d				1709								1810					
Christchurch (CHR)	d				1714								1815					
Pokesdown (POK)	d				1717								1819					
Bournemouth (BMH)	a				1721		1725	1734					1823			1827	1834	
Bournemouth (BMH)	d				1723			1739					1824				1839	
Branksome (BSM)	d							1744									1844	
Parkstone (Dorset) (PKS)	d							1747									1847	
Poole (POO)	4 a				1732			1750					1833				1850	
Poole (POO)	4 d							1751									1851	
Hamworthy (HAM)	d							1756									1856	
Holton Heath (HOL)	d																	
Wareham (WRM)	d							1803									1903	
Wool (WOO)	d							1810									1910	
Moreton (Dorset) (MTN)	d							1818									1916	
Dorchester South (DCH)	d							1826									1924	
Dorchester West (DCW)	d																	
Upwey (UPW)	d							1833									1931	
Weymouth (WEY)	a							1837									1935	

NOTES (see introductory pages for explanation of train operator codes and standard symbols)

- a Arrival time
- d Departure time
- u Stops to pick up only
- E Runs until 19 July and from 6 September
- F To Salisbury
- J From Manchester Piccadilly

London to Winchester, Fareham, Portsmouth, Southampton, Lymington, Yarmouth (IOW), Bournemouth and Weymouth

Sundays until 13 September

Operator	SW	SW	GW	SW	SW	SW	SW	XC	SW	SW	SW	SW	SW	SW	SW	SW	XC	SW
Days of operation/Notes		F	D					J									J	
1st Class/Reservations/Bus/Ferry																		
Catering facilities																		
London Waterloo (WAT)	15 d			1650	1705				1735				1750	1805				1835
Clapham Junction (CLJ)	10 d			1658u	1712u				1742u				1758u	1812u				1842u
Woking (WOK)	d			1721	1737				1807				1821	1837				1907
Farnborough (Main) (FNB)	d			1732									1832					
Fleet (FLE)	d																	
Reading (RDG)	7 d							1752									1852	
Basingstoke (BSK)	d			1747	1757			1811	1827				1847	1857			1911	1927
Micheldever (MIC)	d			1757									1857					
Winchester (WIN)	d			1806	1813			1827	1843				1906	1913			1927	1943
Shawford (SHW)	d			1811									1911					
Romsey (ROM)	d		1735										1835					
Chandlers Ford (CFR)	d		1742										1842					
Eastleigh (ESL)	3 a		1748	1817	1821		←						1848	1917	1922		←	
Eastleigh (ESL)	3 d		1754	1826	1822			1826					1854	1926	1923		1926	
Hedge End (HDE)	d			→				1832					→				1932	
Botley (BOE)	d							1836									1936	
Fareham (FRM)	a							1844									1944	
Portchester (PTC)	a							1850									1950	
Cosham (CSA)	a							1855									1955	
Hilsea (HLS)	a							1900									2000	
Fratton (FTN)	a							1909									2009	
Portsmouth & Southsea (PMS)	a							1913									2013	
Portsmouth Harbour (PMH)	a							1920									2020	
Southampton Airport Parkwy (SOA)	↔ d		1758		1827			1835	1854				1858		1927		1935	1954
Swaythling (SWG)	d		1800										1900					
St Denys (SDN)	d		1803										1903					
Southampton Central (SOU)	a		1808		1834			1842	1901				1908		1934		1942	2001
Southampton Central (SOU)	d		1810		1836			1850	1903				1910		1936		1950	2003
Millbrook (Hants) (MBK)	d		1813										1913					
Redbridge (RDB)	d		1816a										1916a					
Totton (TTN)	d				1841										1941			
Ashurst New Forest (ANF)	d				1846										1946			
Beaulieu Road (BEU)	d				1850										1950			
Brockenhurst (BCU)	3 a				1856			1903	1916						1956		2003	2016
Brockenhurst (BCU)	3 d				1857	1859		1910	1917	1929					1957	1959	2004	2017
Lymington Town (LYT)	d					1907				1937						2007		
Lymington Pier (LYP)	a					1909				1939						2009		
Lymington Pier (LYP)	↔ d	1900										2000						
Yarmouth (I.O.W.) (YMH)	↔ a	1940										2040						
Sway (SWY)	d				1901										2001			
New Milton (NWM)	d				1906				1924						2006			2024
Hinton Admiral (HNA)	d				1910										2010			
Christchurch (CHR)	d				1915										2015			
Pokesdown (POK)	d				1919										2019			
Bournemouth (BMH)	a				1923			1927	1934						2023		2027	2034
Bournemouth (BMH)	d				1924				1939						2024			2039
Branksome (BSM)	d								1944									2044
Parkstone (Dorset) (PKS)	d								1947									2047
Poole (POO)	4 a				1933				1950						2033			2050
Poole (POO)	4 d								1951									2051
Hamworthy (HAM)	d								1956									2056
Holton Heath (HOL)	d																	
Wareham (WRM)	d								2003									2103
Wool (WOO)	d								2010									2110
Moreton (Dorset) (MTN)	d								2016									2116
Dorchester South (DCH)	d								2024									2124
Dorchester West (DCW)	d			1952														
Upwey (UPW)	d			2000					2031									2131
Weymouth (WEY)	a			2005					2036									2136

NOTES (see introductory pages for explanation of train operator codes and standard symbols)

- a Arrival time
- d Departure time
- u Stops to pick up only
- D From Bristol Temple Meads
- F To Salisbury
- J From Manchester Piccadilly

London to Winchester, Fareham, Portsmouth, Southampton, Lymington, Yarmouth (IOW), Bournemouth and Weymouth

Sundays until 13 September

Operator	SW	SW	SW	SW	SW	SW	SW	XC	SW	SW	SW	SW	SW	SW	SW	SW	GW	XC	GW
Days of operation/Notes	1	1	F	1	1	1	1	J	1	1	F	1	1	1	1	1	D	J	D
1st Class/Reservations/Bus/Ferry																			
Catering facilities																			
London Waterloo (WAT)	15 d			1850	1905				1935			1950	2005						
Clapham Junction (CLJ)	10 d			1858u	1912u				1942u			1958u	2012u						
Woking (WOK)	d			1921	1937				2007			2021	2037						
Farnborough (Main) (FNB)	d			1932								2032							
Fleet (FLE)	d																		
Reading (RDG)	7 d							1952										2052	
Basingstoke (BSK)	d			1947	1957			2011	2027			2047	2057					2111	
Micheldever (MIC)	d			1957								2057							
Winchester (WIN)	d			2006	2013			2027	2043			2106	2113					2127	
Shawford (SHW)	d			2011								2111							
Romsey (ROM)	d			1935								2035							2111
Chandlers Ford (CFR)	d			1942								2042							
Eastleigh (ESL)	3 a			1948	2017	2022	←					2049	2119	2122	←				2138
Eastleigh (ESL)	3 d			1954	2026	2023	→					2054	2126	2123					2144
Hedge End (HDE)	d																		2150
Botley (BOE)	d																		2155
Fareham (FRM)	a																		2202
Portchester (PTC)	a																		
Cosham (CSA)	a																		
Hilsea (HLS)	a																		
Fratton (FTN)	a																		
Portsmouth & Southsea (PMS)	a																		
Portsmouth Harbour (PMH)	a																		
Southampton Airport Parkwy (SOA)	← d			1958		2027		2038c	2055			2058		2127					2135
Swaythling (SWG)	d			2000								2100							
St Denys (SDN)	d			2003								2103							
Southampton Central (SOU)	a			2008		2034		2045	2102			2108		2134					2142
Southampton Central (SOU)	d			2010		2036		2050	2103			2110		2136					2150
Millbrook (Hants) (MBK)	d			2013								2113							
Redbridge (RDB)	d			2016a								2116a							
Totton (TTN)	d				2041									2141					
Ashurst New Forest (ANF)	d				2046									2146					
Beaulieu Road (BEU)	d				2050									2150					
Brockenhurst (BCU)	3 a				2056			2103	2117			2156							2203
Brockenhurst (BCU)	3 d	2029			2057	2059		2104	2117	2129			2157	2159					2204
Lymington Town (LYT)	d	2037				2107				2137				2207					
Lymington Pier (LYP)	a	2039				2109				2139				2209					
Lymington Pier (LYP)	d		2100																
Yarmouth (I.O.W.) (YMH)	a		2140																
Sway (SWY)	d				2101									2201					
New Milton (NWM)	d				2106				2124					2206					
Hinton Admiral (HNA)	d				2110									2210					
Christchurch (CHR)	d				2115									2215					
Pokesdown (POK)	d				2119									2219					
Bournemouth (BMH)	a				2123			2127	2134					2223					2227
Bournemouth (BMH)	d				2124				2139					2224					
Branksome (BSM)	d								2144										
Parkstone (Dorset) (PKS)	d								2147										
Poole (POO)	4 a				2133				2150					2233					
Poole (POO)	4 d								2151										
Hamworthy (HAM)	d								2156										
Holton Heath (HOL)	d																		
Wareham (WRM)	d								2203										
Wool (WOO)	d								2210										
Moreton (Dorset) (MTN)	d								2216										
Dorchester South (DCH)	d								2224										
Dorchester West (DCW)	d																	2255	
Upwey (UPW)	d								2231									2303	
Weymouth (WEY)	a								2236									2308	

NOTES (see introductory pages for explanation of train operator codes and standard symbols)

- a Arrival time
- d Departure time
- u Stops to pick up only
- c Arrives 4 minutes earlier
- D From Bristol Temple Meads
- F To Salisbury
- J From Manchester Piccadilly

London to Winchester, Fareham, Portsmouth, Southampton, Lymington, Yarmouth (IOW), Bournemouth and Weymouth

Sundays until 13 September

Operator	SW	SW	SW	SW	SW	XC	SW	SW	SW	SW	SW	SW	SW	SW	SW	SW
Days of operation/Notes	1	K	1	1	1	J	1	F	1	1	1	1	1	1	1	1
1st Class/Reservations/Bus/Ferry						1										
Catering facilities																
London Waterloo (WAT)	15 d	2035		2050	2105		2135		2150	2205		2250	2305		0010	
Clapham Junction (CLJ)	10 d	2042u		2058u	2112u		2142u		2158u	2212u		2258u	2312u		0017u	
Woking (WOK)	d	2107		2121	2137		2207		2221	2237		2321	2337		0042	
Farnborough (Main) (FNB)	d			2132					2232			2332				
Fleet (FLE)	d															
Reading (RDG)	7 d					2152										
Basingstoke (BSK)	d	2127		2147	2157	2211	2227		2247	2257		2347	2357		0101	
Micheldever (MIC)	d			2157					2257			2357				
Winchester (WIN)	d	2143		2206	2213	2227	2243		2306	2313		0006	0014		0118	
Shawford (SHW)	d			2211					2311			0011				
Romsey (ROM)	d		2135					2235								
Chandlers Ford (CFR)	d		2142					2242								
Eastleigh (ESL)	3 a		2148	2217	2222	←		2248	2317	2322	←	0017	0022	←	0126	
Eastleigh (ESL)	3 d		2154	2226	2223	2226		2254	2326	2323	2326	0030	0023	0030	0127	
Hedge End (HDE)	d			←		2232			←		2332	←		0036s		
Botley (BOE)	d					2236					2336			0040s		
Fareham (FRM)	a					2244					2344			0048s		
Portchester (PTC)	a					2250					2350			0054s		
Cosham (CSA)	a					2255					2355			0059s		
Hilsea (HLS)	a					2300					2359					
Fratton (FTN)	a					2308					0005			0106s		
Portsmouth & Southsea (PMS)	a					2312					0010			0110s		
Portsmouth Harbour (PMH)	a					2316					0014			0114		
Southampton Airport Parkwy (SOA)	← d	2154	2158		2227		2235	2254	2258		2327			0028		0131
Swaythling (SWG)	d		2201						2300							
St Denys (SDN)	d		2204						2303					0032s		
Southampton Central (SOU)	a	2201	2209		2234		2242	2301	2308		2334			0037		0139
Southampton Central (SOU)	d	2203	2210		2236			2303	2310		2336			0040		
Millbrook (Hants) (MBK)	d		2213						2312							
Redbridge (RDB)	d		2217a						2315a							
Totton (TTN)	d				2241						2341			0045s		
Ashurst New Forest (ANF)	d				2246						2346					
Beaulieu Road (BEU)	d															
Brockenhurst (BCU)	3 a	2216			2254		2316			2354			0056s			
Brockenhurst (BCU)	3 d	2217			2257		2317			2355						
Lymington Town (LYT)	d															
Lymington Pier (LYP)	a															
Lymington Pier (LYP)	d															
Yarmouth (I.O.W.) (YMH)	a															
Sway (SWY)	d				2301					2359						
New Milton (NWM)	d	2224			2306		2324			0004			0104s			
Hinton Admiral (HNA)	d				2310					0008						
Christchurch (CHR)	d				2315					0013			0111s			
Pokesdown (POK)	d				2319					0017			0115s			
Bournemouth (BMH)	a	2234			2323		2334			0021			0119			
Bournemouth (BMH)	d	2239			2324		2339			0022			0120			
Branksome (BSM)	d	2244					2344			0027			0125s			
Parkstone (Dorset) (PKS)	d	2247					2347			0030			0128s			
Poole (POO)	4 a	2250			2333		2350			0034			0132			
Poole (POO)	4 d	2251					2351									
Hamworthy (HAM)	d	2256					2356									
Holton Heath (HOL)	d															
Wareham (WRM)	d	2303					0003									
Wool (WOO)	d	2310					0010									
Moreton (Dorset) (MTN)	d	2316					0016									
Dorchester South (DCH)	d	2324					0024									
Dorchester West (DCW)	d															
Upwey (UPW)	d	2331					0030									
Weymouth (WEY)	a	2336					0035									

NOTES (see introductory pages for explanation of train operator codes and standard symbols)

- a Arrival time
- d Departure time
- s Stops to set down only
- u Stops to pick up only
- F To Salisbury
- J From Manchester Piccadilly
- K To Romsey
- L Also calls at Wimbledon 0023
- MM Monday mornings

London to Winchester, Fareham, Portsmouth, Southampton, Lymington, Yarmouth (IOW), Bournemouth and Weymouth

Sundays from 20 September

Operator	SW	SW	SW	SW	GW	SW	SW	SW	SW	SW	SW	SW	SW	SW	SW	SW	SW	SW	SW	SW
Days of operation/Notes	1	1	1	1	A	1	1	1	B	1	1	1	1	1	1	1	1	1	1	1
1st Class/Reservations/Bus/Ferry	1	1	1	1	A	1	1	1	B	1	1	1	1	1	1	1	1	1	1	1
London Waterloo (WAT)	15 d												0753				0835			
Clapham Junction (CLJ)	10 d												0803u				0845u			
Woking (WOK)	d												0828				0907			
Farnborough (Main) (FNB)	d																			
Fleet (FLE)	d																			
Reading (RDG)	7 d																			
Basingstoke (BSK)	d		0747										0848				0927			
Micheldever (MIC)	d		0757										0858							
Winchester (WIN)	d		0806										0907				0943			
Shawford (SHW)	d		0811										0912							
Romsey (ROM)	d											0835							0935	
Chandlers Ford (CFR)	d											0842							0942	
Eastleigh (ESL)	3 a		0817									0849	0918						0948	
Eastleigh (ESL)	3 d		0821	0824								0854	0922	0926					0954	
Hedge End (HDE)	d			0830										0932						
Botley (BOE)	d			0834										0936						
Fareham (FRM)	a			0842										0944						
Portchester (PTC)	a			0848										0950						
Cosham (CSA)	a			0853										0955						
Hilsea (HLS)	a			0900										1000						
Fratton (FTN)	a			0904										1009						
Portsmouth & Southsea (PMS)	a			0908										1013						
Portsmouth Harbour (PMH)	a			0912										1020						
Southampton Airport Parkwy (SOA)	4 d		0825									0858	0927				0954		0958	
Swaythling (SWG)	d											0900							1000	
St Denys (SDN)	d											0903							1003	
Southampton Central (SOU)	a		0832									0908	0934				1001		1008	
Southampton Central (SOU)	d		0834			0903						0910	0935				1003		1010	
Millbrook (Hants) (MBK)	d											0913							1013	
Redbridge (RDB)	d											0916a							1016a	
Totton (TTN)	d		0839										0941							
Ashurst New Forest (ANF)	d		0844										0945							
Beaulieu Road (BEU)	d		0848										0950							
Brockenhurst (BCU)	3 a		0854			0916							0956				1016			
Brockenhurst (BCU)	3 d		0855		0859	0917	0929						0957		0959		1017	1029		
Lymington Town (LYT)	d			0907			0937								1007			1037		
Lymington Pier (LYP)	a			0909			0939								1009			1039		
Lymington Pier (LYP)	d							1000											1100	
Yarmouth (I.O.W.) (YMH)	a							1040											1140	
Sway (SWY)	d		0900										1001							
New Milton (NWM)	d		0905			0924							1006				1024			
Hinton Admiral (HNA)	d		0909										1010							
Christchurch (CHR)	d		0915										1016							
Pokesdown (POK)	d		0918										1019							
Bournemouth (BMH)	a		0922			0935							1023				1035			
Bournemouth (BMH)	d	0839	0925			0940							1025				1040			
Branksome (BSM)	d	0844				0945											1045			
Parkstone (Dorset) (PKS)	d	0847				0948											1048			
Poole (POO)	4 a	0850	0934			0951							1034				1051			
Poole (POO)	4 d	0851				0952											1052			
Hamworthy (HAM)	d	0856				0957											1057			
Holton Heath (HOL)	d																			
Wareham (WRM)	d	0903				1004											1104			
Wool (WOO)	d	0910				1011											1111			
Moreton (Dorset) (MTN)	d	0916				1017											1117			
Dorchester South (DCH)	d	0924				1025											1125			
Dorchester West (DCW)	d					1016											1113			
Upwey (UPW)	d	0931				1024	1032										1121	1132		
Weymouth (WEY)	a	0935				1029	1037										1126	1136		

NOTES (see introductory pages for explanation of train operator codes and standard symbols)

- a Arrival time
- d Departure time
- u Stops to pick up only
- A From Westbury
- B From Salisbury to Salisbury
- C From Bristol Temple Meads
- D To Salisbury

London to Winchester, Fareham, Portsmouth, Southampton, Lymington, Yarmouth (IOW), Bournemouth and Weymouth

Sundays from 20 September

Operator	SW	SW	SW	XC	SW	SW	SW	SW	SW	SW	SW	XC	SW	SW	SW	GW	SW	
Days of operation/Notes	1	1	1	1	1	1	1	1	1	1	1	1	1	1	1	1	1	
1st Class/Reservations/Bus/Ferry																		
Catering facilities																		
London Waterloo (WAT)	15 d	0853			0935					0953			1035					
Clapham Junction (CLJ)	10 d	0903u			0945u					1003u			1045u					
Woking (WOK)	d	0928			1007					1028			1107					
Farnborough (Main) (FNB)	d																	
Fleet (FLE)	d																	
Reading (RDG)	7 d			0952								1052						
Basingstoke (BSK)	d	0948		1011	1027					1048		1111	1127					
Micheldever (MIC)	d	0958								1058								
Winchester (WIN)	d	1007		1027	1043					1107		1127	1143					
Shawford (SHW)	d	1012								1112								
Romsey (ROM)	d								1035								1135	
Chandlers Ford (CFR)	d								1042								1142	
Eastleigh (ESL)	3 a	1018							1048	1118							1148	
Eastleigh (ESL)	3 d	1022	1026						1054	1122	1126						1154	
Hedge End (HDE)	d		1032								1132							
Botley (BOE)	d		1036								1136							
Fareham (FRM)	a		1044								1144							
Portchester (PTC)	a		1050								1150							
Cosham (CSA)	a		1055								1155							
Hilsea (HLS)	a		1100								1200							
Fratton (FTN)	a		1109								1209							
Portsmouth & Southsea (PMS)	a		1113								1213							
Portsmouth Harbour (PMH)	a		1120								1220							
Southampton Airport Parkwy (SOA)	4 d	1027		1035	1054				1058	1127		1135	1154				1158	
Swaythling (SWG)	d								1100								1200	
St Denys (SDN)	d								1103								1203	
Southampton Central (SOU)	a	1034		1042	1101				1108	1134		1142	1201				1208	
Southampton Central (SOU)	d	1035		1050	1103				1110	1135		1150	1203				1210	
Millbrook (Hants) (MBK)	d								1113								1213	
Redbridge (RDB)	d								1116a								1216a	
Totton (TTN)	d	1041								1141								
Ashurst New Forest (ANF)	d	1045								1145								
Beaulieu Road (BEU)	d	1050								1150								
Brockenhurst (BCU)	3 a	1056		1103	1116					1156		1203	1216					
Brockenhurst (BCU)	3 d	1057	1059	1110	1117	1129				1157	1159	1204	1217	1229				
Lymington Town (LYT)	d		1107			1137					1207			1237				
Lymington Pier (LYP)	a		1109			1139					1209			1239				
Lymington Pier (LYP)	a						1200								1300			
Yarmouth (I.O.W.) (YMH)	a						1240								1340			
Sway (SWY)	d	1101								1201								
New Milton (NWM)	d	1106			1124					1206			1224					
Hinton Admiral (HNA)	d	1110								1211								
Christchurch (CHR)	d	1116								1216								
Pokesdown (POK)	d	1120								1220								
Bournemouth (BMH)	a	1124		1127	1135					1224		1227	1235					
Bournemouth (BMH)	d	1125			1140					1225			1240					
Branksome (BSM)	d				1145								1245					
Parkstone (Dorset) (PKS)	d				1148								1248					
Poole (POO)	4 a	1134			1151					1234			1251					
Poole (POO)	4 d				1152								1252					
Hamworthy (HAM)	d				1157								1257					
Holton Heath (HOL)	d																	
Wareham (WRM)	d				1204								1304					
Wool (WOO)	d				1211								1311					
Moreton (Dorset) (MTN)	d				1217								1317					
Dorchester South (DCH)	d				1225								1325					
Dorchester West (DCW)	d															1331		
Upwey (UPW)	d				1232								1332			1339		
Weymouth (WEY)	a				1236								1336			1345		

NOTES (see introductory pages for explanation of train operator codes and standard symbols)

- a Arrival time
- d Departure time
- u Stops to pick up only
- D To Salisbury
- E From Birmingham New Street
- F Runs until 8 November. From Swindon

London to Winchester, Fareham, Portsmouth, Southampton, Lymington, Yarmouth (IOW), Bournemouth and Weymouth

Sundays from 20 September

Operator	SW	SW	SW	XC	SW	SW	SW	SW	SW	SW	SW	XC	SW	SW	SW	GW	SW	
Days of operation/Notes	1	1	1	G	1	1	1	D	1	1	1	G	1	1	1	H	D	
1st Class/Reservations/Bus/Ferry	1	1	1	1	1	1	1	1	1	1	1	1	1	1	1	1	1	
Catering facilities	1	1	1	1	1	1	1	1	1	1	1	1	1	1	1	1	1	
London Waterloo (WAT)	15 d	1054			1135				1154				1235					
Clapham Junction (CLJ)	10 d	1103u			1145u				1203u				1242u					
Woking (WOK)	d	1128			1207				1228				1307					
Farnborough (Main) (FNB)	d																	
Fleet (FLE)	d																	
Reading (RDG)	7 d			1152								1252						
Basingstoke (BSK)	d	1148		1211	1227				1248			1311	1327					
Micheldever (MIC)	d	1158							1258									
Winchester (WIN)	d	1207		1227	1243				1307			1327	1343					
Shawford (SHW)	d	1212							1312									
Romsey (ROM)	d							1235									1335	
Chandlers Ford (CFR)	d							1242									1342	
Eastleigh (ESL)	3 a	1218						1248	1318								1348	
Eastleigh (ESL)	3 d	1222	1226					1254	1322	1326							1354	
Hedge End (HDE)	d		1232							1332								
Botley (BOE)	d		1236							1336								
Fareham (FRM)	a		1244							1344								
Portchester (PTC)	a		1250							1350								
Cosham (CSA)	a		1255							1355								
Hilsea (HLS)	a		1300							1400								
Fratton (FTN)	a		1309							1409								
Portsmouth & Southsea (PMS)	a		1313							1413								
Portsmouth Harbour (PMH)	a		1320							1420								
Southampton Airport Parkwy (SOA)	4 d	1227		1235	1254			1258	1327			1335	1354				1358	
Swaythling (SWG)	d							1300									1400	
St Denys (SDN)	d							1303									1403	
Southampton Central (SOU)	a	1234		1244	1301			1308	1334			1342	1401				1408	
Southampton Central (SOU)	d	1235		1250	1303			1310	1335			1350	1403				1410	
Millbrook (Hants) (MBK)	d							1313									1413	
Redbridge (RDB)	d							1316a									1416a	
Totton (TTN)	d	1241							1341									
Ashurst New Forest (ANF)	d	1245							1345									
Beaulieu Road (BEU)	d	1250							1350									
Brockenhurst (BCU)	3 a	1256		1303	1316				1356			1403	1416					
Brockenhurst (BCU)	3 d	1257	1259	1304	1317	1329			1357	1359	1404	1417	1429					
Lymington Town (LYT)	d		1307			1337				1407			1437					
Lymington Pier (LYP)	a		1309			1339				1409			1439					
Lymington Pier (LYP)	a						1400							1500				
Yarmouth (I.O.W.) (YMH)	a						1440							1540				
Sway (SWY)	d	1301							1401									
New Milton (NWM)	d	1306			1324				1406				1424					
Hinton Admiral (HNA)	d	1311							1411									
Christchurch (CHR)	d	1316							1416									
Pokesdown (POK)	d	1320							1420									
Bournemouth (BMH)	a	1324		1327	1335				1424			1427	1435					
Bournemouth (BMH)	d	1325			1340				1425				1440					
Branksome (BSM)	d				1345								1445					
Parkstone (Dorset) (PKS)	d				1348								1448					
Poole (POO)	4 a	1334			1351				1434				1451					
Poole (POO)	4 d				1352								1452					
Hamworthy (HAM)	d				1357								1457					
Holton Heath (HOL)	d																	
Wareham (WRM)	d				1404								1504					
Wool (WOO)	d				1411								1511					
Moreton (Dorset) (MTN)	d				1417								1517					
Dorchester South (DCH)	d				1425								1525					
Dorchester West (DCW)	d															1532		
Upwey (UPW)	d				1432								1532			1540		
Weymouth (WEY)	a				1436								1536			1545		

NOTES (see introductory pages for explanation of train operator codes and standard symbols)

- a Arrival time
- d Departure time
- u Stops to pick up only
- D To Salisbury
- G From Manchester Piccadilly
- H From Swindon

London to Winchester, Fareham, Portsmouth, Southampton, Lymington, Yarmouth (IOW), Bournemouth and Weymouth

Sundays from 20 September

Operator	SW	SW	SW	XC	SW	SW	SW	SW	SW	SW	SW	XC	SW	SW	SW	SW	SW	SW
Days of operation/Notes	1	1	1	G	1	1	1	D	1	1	1	G	1	1	1	D	1	1
1st Class/Reservations/Bus/Ferry				1								1						
Catering facilities																		
London Waterloo (WAT)	15 d	1254			1335				1354				1435				1454	
Clapham Junction (CLJ)	10 d	1303u			1342u				1403u				1442u				1503u	
Woking (WOK)	d	1328			1407				1428				1507				1528	
Farnborough (Main) (FNB)	d																	
Fleet (FLE)	d																	
Reading (RDG)	7 d			1352								1452						
Basingstoke (BSK)	d	1347		1411	1427				1447			1511	1527				1547	
Micheldever (MIC)	d	1357							1457								1558	
Winchester (WIN)	d	1406		1427	1443				1506			1527	1543				1607	
Shawford (SHW)	d	1411							1511								1611	
Romsey (ROM)	d							1435								1535		
Chandlers Ford (CFR)	d							1442								1542		
Eastleigh (ESL)	3 a	1417						1448	1517							1548	1617	
Eastleigh (ESL)	3 d	1420	1426					1454	1520	1526						1554	1621	1626
Hedge End (HDE)	d		1432							1532								1632
Botley (BOE)	d		1436							1536								1636
Fareham (FRM)	a		1444							1544								1644
Portchester (PTC)	a		1450							1550								1650
Cosham (CSA)	a		1455							1555								1655
Hilsea (HLS)	a		1500							1600								1700
Fratton (FTN)	a		1509							1609								1709
Portsmouth & Southsea (PMS)	a		1513							1613								1713
Portsmouth Harbour (PMH)	a		1520							1620								1720
Southampton Airport Parkwy (SOA)	4 d	1425		1435	1454			1458	1525			1535	1554			1558	1625	
Swaythling (SWG)	d							1500								1600		
St Denys (SDN)	d							1503								1603		
Southampton Central (SOU)	a	1432		1442	1501			1508	1532			1544	1601			1608	1632	
Southampton Central (SOU)	d	1433		1450	1503			1510	1533			1550	1603			1610	1634	
Millbrook (Hants) (MBK)	d							1513								1613		
Redbridge (RDB)	d							1516a								1616a		
Totton (TTN)	d	1439							1539									1639
Ashurst New Forest (ANF)	d	1443							1543									1644
Beaulieu Road (BEU)	d	1448							1548									1648
Brockenhurst (BCU)	3 a	1454		1503	1516				1554			1603	1616					1654
Brockenhurst (BCU)	3 d	1455	1459	1504	1517	1529			1555	1559	1604	1617	1629					1655
Lymington Town (LYT)	d		1507			1537				1607			1637					
Lymington Pier (LYP)	a		1509			1539				1609			1639					
Lymington Pier (LYP)	d					1600									1700			
Yarmouth (I.O.W.) (YMH)	a					1640									1740			
Sway (SWY)	d	1459							1559									1700
New Milton (NWM)	d	1504			1524				1604				1624					1705
Hinton Admiral (HNA)	d	1509							1609									1710
Christchurch (CHR)	d	1514							1614									1715
Pokesdown (POK)	d	1518							1618									1718
Bournemouth (BMH)	a	1522		1525	1535				1622			1625	1635					1722
Bournemouth (BMH)	d	1523			1540				1623				1640					1724
Branksome (BSM)	d				1545								1645					
Parkstone (Dorset) (PKS)	d				1548								1648					
Poole (POO)	4 a	1532			1551				1632				1651					1733
Poole (POO)	4 d				1552								1652					
Hamworthy (HAM)	d				1557								1657					
Holton Heath (HOL)	d																	
Wareham (WRM)	d				1604								1704					
Wool (WOO)	d				1611								1711					
Moreton (Dorset) (MTN)	d				1617								1717					
Dorchester South (DCH)	d				1625								1725					
Dorchester West (DCW)	d																	
Upwey (UPW)	d				1632								1732					
Weymouth (WEY)	a				1636								1736					

NOTES (see introductory pages for explanation of train operator codes and standard symbols)

- a Arrival time
- d Departure time
- u Stops to pick up only
- D To Salisbury
- G From Manchester Piccadilly

London to Winchester, Fareham, Portsmouth, Southampton, Lymington, Yarmouth (IOW), Bournemouth and Weymouth

Sundays from 20 September

Operator	SW	XC	SW	SW	SW	SW	SW	SW	SW	SW	XC	SW	SW	SW	SW	GW	SW	SW
Days of operation/Notes	1	G	1	1	1	D	1	1	1	1	G	1	1	1	1	C	1	1
1st Class/Reservations/Bus/Ferry																		
Catering facilities																		
London Waterloo (WAT)	15 d		1535				1550	1605				1635					1650	1705
Clapham Junction (CLJ)	10 d		1542u				1558u	1612u				1642u					1658u	1712u
Woking (WOK)	d		1607				1621	1637				1707					1721	1737
Farnborough (Main) (FNB)	d						1632										1732	
Fleet (FLE)	d																	
Reading (RDG)	7 d		1552								1652							
Basingstoke (BSK)	d		1611	1627			1647	1657			1711	1727					1747	1757
Micheldever (MIC)	d						1657										1757	
Winchester (WIN)	d		1627	1643			1706	1713			1727	1743					1806	1813
Shawford (SHW)	d						1711										1811	
Romsey (ROM)	d					1635										1735		
Chandlers Ford (CFR)	d					1642										1742		
Eastleigh (ESL)	3 a					1648	1717	1722		←						1748	1817	1821
Eastleigh (ESL)	3 d					1654	1726	1723								1754	1826	1822
Hedge End (HDE)	d						→										→	
Botley (BOE)	d																	
Fareham (FRM)	a																	
Portchester (PTC)	a																	
Cosham (CSA)	a																	
Hilsea (HLS)	a																	
Fratton (FTN)	a																	
Portsmouth & Southsea (PMS)	a																	
Portsmouth Harbour (PMH)	a																	
Southampton Airport Parkwy (SOA)	↔ d		1635	1654			1658	1727			1735	1754				1758		1827
Swaythling (SWG)	d						1700									1800		
St Denys (SDN)	d						1703									1803		
Southampton Central (SOU)	a		1642	1701			1708	1734			1744	1801				1808		1834
Southampton Central (SOU)	d		1650	1703			1710	1736			1750	1803				1810		1836
Millbrook (Hants) (MBK)	d						1713									1813		
Redbridge (RDB)	d						1716a									1816a		
Totton (TTN)	d							1741										1841
Ashurst New Forest (ANF)	d							1746										1846
Beaulieu Road (BEU)	d							1750										1850
Brockenhurst (BCU)	3 a		1703	1716				1756			1803	1816						1856
Brockenhurst (BCU)	3 d	1659	1704	1717	1729			1757	1759		1804	1817	1829					1857
Lymington Town (LYT)	d	1707			1737				1807				1837					
Lymington Pier (LYP)	a	1709			1739				1809				1839					
Lymington Pier (LYP)	↔ d				1800									1900				
Yarmouth (I.O.W.) (YMH)	↔ a				1840									1940				
Sway (SWY)	d							1801										1901
New Milton (NWM)	d			1724				1806				1824						1906
Hinton Admiral (HNA)	d							1811										1911
Christchurch (CHR)	d							1816										1916
Pokesdown (POK)	d							1820										1920
Bournemouth (BMH)	a		1725	1735				1824			1827	1835						1924
Bournemouth (BMH)	d			1740				1825				1840						1925
Branksome (BSM)	d			1745								1845						
Parkstone (Dorset) (PKS)	d			1748								1848						
Poole (POO)	4 a			1751				1834				1851						1934
Poole (POO)	4 d			1752								1852						
Hamworthy (HAM)	d			1757								1857						
Holton Heath (HOL)	d																	
Wareham (WRM)	d			1804								1904						
Wool (WOO)	d			1811								1911						
Moreton (Dorset) (MTN)	d			1819								1917						
Dorchester South (DCH)	d			1827								1925						
Dorchester West (DCW)	d															1952		
Upwey (UPW)	d			1834								1932				2000		
Weymouth (WEY)	a			1838								1936				2005		

NOTES (see introductory pages for explanation of train operator codes and standard symbols)

- a Arrival time
- d Departure time
- u Stops to pick up only
- C From Bristol Temple Meads
- D To Salisbury
- G From Manchester Piccadilly

London to Winchester, Fareham, Portsmouth, Southampton, Lymington, Yarmouth (IOW), Bournemouth and Weymouth

Sundays from 20 September






Operator	SW	SW	XC	SW	SW	SW	SW	SW	SW	SW	SW	XC	SW	SW	SW	SW	SW
Days of operation/Notes	1	1	G	1	1	1	D	1	1	1	1	G	1	1	1	D	1
1st Class/Reservations/Bus/Ferry			1									1					
Catering facilities																	
London Waterloo (WAT)	15 d			1735				1750	1805				1835			1850	1905
Clapham Junction (CLJ)	10 d			1742u				1758u	1812u				1842u			1858u	1912u
Woking (WOK)	d			1807				1821	1837				1907			1921	1937
Farnborough (Main) (FNB)	d							1832								1932	
Fleet (FLE)	d																
Reading (RDG)	7 d		1752									1852					
Basingstoke (BSK)	d		1811	1827				1847	1857			1911	1927			1947	1957
Micheldever (MIC)	d							1857								1957	
Winchester (WIN)	d		1827	1843				1906	1913			1927	1943			2006	2013
Shawford (SHW)	d							1911								2011	
Romsey (ROM)	d						1835									1935	
Chandlers Ford (CFR)	d						1842									1942	
Eastleigh (ESL)	3 a	←					1848	1917	1922		←					1948	2017 2022
Eastleigh (ESL)	3 d		1826				1854	1926	1923		1926					1954	2026 2023
Hedge End (HDE)	d		1832					→			1932					→	
Botley (BOE)	d		1836								1936						
Fareham (FRM)	a		1844								1944						
Portchester (PTC)	a		1850								1950						
Cosham (CSA)	a		1855								1955						
Hilsea (HLS)	a		1900								2000						
Fratton (FTN)	a		1909								2009						
Portsmouth & Southsea (PMS)	a		1913								2013						
Portsmouth Harbour (PMH)	⚓ a		1920								2020						
Southampton Airport Parkwy (SOA)	↔ d		1835	1854			1858		1927			1935	1954			1958	2027
Swaythling (SWG)	d						1900									2000	
St Denys (SDN)	d						1903									2003	
Southampton Central (SOU)	a		1842	1901			1908		1934			1942	2001			2008	2034
Southampton Central (SOU)	d		1850	1903			1910		1936			1950	2003			2010	2036
Millbrook (Hants) (MBK)	d						1913									2013	
Redbridge (RDB)	d						1916a									2016a	
Totton (TTN)	d								1941								2041
Ashurst New Forest (ANF)	d								1946								2046
Beaulieu Road (BEU)	d								1950								2050
Brockenhurst (BCU)	3 a		1903	1916					1956			2003	2016				2056
Brockenhurst (BCU)	3 d	1859		1910	1917	1929			1957	1959		2004	2017	2029			2057
Lymington Town (LYT)	d	1907			1937					2007				2037			
Lymington Pier (LYP)	a	1909			1939					2009				2039			
Lymington Pier (LYP)	⚓ d					2000									2100		
Yarmouth (I.O.W.) (YMH)	⚓ a					2040									2140		
Sway (SWY)	d								2001								2101
New Milton (NWM)	d			1924					2006				2024				2106
Hinton Admiral (HNA)	d								2011								2111
Christchurch (CHR)	d								2016								2116
Pokesdown (POK)	d								2020								2120
Bournemouth (BMH)	a		1927	1935					2024			2027	2035				2124
Bournemouth (BMH)	d			1940					2025				2040				2125
Branksome (BSM)	d			1945									2045				
Parkstone (Dorset) (PKS)	d			1948									2048				
Poole (POO)	4 a			1951					2034				2051				2134
Poole (POO)	4 d			1952									2052				
Hamworthy (HAM)	d			1957									2057				
Holton Heath (HOL)	d																
Wareham (WRM)	d			2004									2104				
Wool (WOO)	d			2011									2111				
Moreton (Dorset) (MTN)	d			2017									2117				
Dorchester South (DCH)	d			2025									2125				
Dorchester West (DCW)	d																
Upwey (UPW)	d			2032									2132				
Weymouth (WEY)	a			2037									2137				

NOTES (see introductory pages for explanation of train operator codes and standard symbols)

- a Arrival time
- d Departure time
- u Stops to pick up only
- D To Salisbury
- G From Manchester Piccadilly

London to Winchester, Fareham, Portsmouth, Southampton, Lymington, Yarmouth (IOW), Bournemouth and Weymouth

Sundays from 20 September

Operator Days of operation/Notes 1st Class/Reservations/Bus/Ferry Catering facilities	SW 1	SW 1	XC G 1 ◇ 1	SW 1	SW 1	SW D 1	SW 1	SW 1	SW 1	GW C	SW 1	XC G 1 ◇ 1	GW C	SW 1	SW J 1	SW 1	SW 1	SW 1
London Waterloo (WAT)  15 d				1935			1950	2005						2035		2050	2105	
Clapham Junction (CLJ) 10 d				1942u			1958u	2012u						2042u		2058u	2112u	
Woking (WOK) d				2007			2021	2037						2107		2121	2137	
Farnborough (Main) (FNB) d							2032									2132		
Fleet (FLE) d																		
Reading (RDG) 7 d			1952									2052						
Basingstoke (BSK) d			2011	2027			2047	2057				2111		2127		2147	2157	
Micheldever (MIC) d							2057									2157		
Winchester (WIN) d			2027	2043			2106	2113				2127		2143		2206	2213	
Shawford (SHW) d							2111									2211		
Romsey (ROM) d						2035							2111		2135			
Chandlers Ford (CFR) d						2042									2142			
Eastleigh (ESL) 3 a		←				2049	2119	2122			←		2138		2148	2217	2222	←
Eastleigh (ESL) 3 d		2026				2054	2126	2123				2126		2144		2154	2226	2223
Hedge End (HDE) d		2032					←					2132		2150		←		2232
Botley (BOE) d		2036										2136		2155				2236
Fareham (FRM) a		2044										2144		2202				2244
Portchester (PTC) a		2050										2150						2250
Cosham (CSA) a		2055										2155						2255
Hilsea (HLS) a		2100										2200						2300
Fratton (FTN) a		2109										2209		2219				2308
Portsmouth & Southsea (PMS) a		2113										2213		2223				2312
Portsmouth Harbour (PMH)  a		2120										2220		2228				2316
Southampton Airport Parkwy (SOA)  d			2038c	2055		2058		2127				2135		2154	2158		2227	
Swaythling (SWG) d						2100									2201			
St Denys (SDN) d						2103									2204			
Southampton Central (SOU) a			2045	2102		2108		2134				2142		2201	2209		2234	
Southampton Central (SOU) d			2050	2103		2110		2136				2150		2203	2210		2236	
Millbrook (Hants) (MBK) d						2113									2213			
Redbridge (RDB) d						2116a									2217a			
Totton (TTN) d								2141									2241	
Ashurst New Forest (ANF) d								2146									2246	
Beaulieu Road (BEU) d								2150										
Brockenhurst (BCU) 3 a			2103	2117				2156				2203		2216			2254	
Brockenhurst (BCU) 3 d	2059		2104	2117	2129			2157	2159			2204		2217			2257	
Lymington Town (LYT) d	2107				2137				2207									
Lymington Pier (LYP) a	2109				2139				2209									
Lymington Pier (LYP)  d																		
Yarmouth (I.O.W.) (YMH)  a																		
Sway (SWY) d								2201									2301	
New Milton (NWM) d				2124				2206						2224			2306	
Hinton Admiral (HNA) d								2211									2311	
Christchurch (CHR) d								2216									2316	
Pokesdown (POK) d								2220									2320	
Bournemouth (BMH) a			2127	2135				2224				2227		2235			2324	
Bournemouth (BMH) d				2140				2225						2240			2325	
Branksome (BSM) d				2145										2245				
Parkstone (Dorset) (PKS) d				2148										2248				
Poole (POO) 4 a				2151				2234						2251			2334	
Poole (POO) 4 d				2152										2252				
Hamworthy (HAM) d				2157										2257				
Holton Heath (HOL) d																		
Wareham (WRM) d				2204										2304				
Wool (WOO) d				2211										2311				
Moreton (Dorset) (MTN) d				2217										2317				
Dorchester South (DCH) d				2225										2325				
Dorchester West (DCW) d										2255								
Upwey (UPW) d				2232						2303				2332				
Weymouth (WEY) a				2237						2308				2337				

NOTES (see introductory pages for explanation of train operator codes and standard symbols)

- a Arrival time
- d Departure time
- u Stops to pick up only
- c Arrives 4 minutes earlier
- C From Bristol Temple Meads
- D To Salisbury
- G From Manchester Piccadilly
- J To Romsey

London to Winchester, Fareham, Portsmouth, Southampton, Lymington, Yarmouth (IOW), Bournemouth and Weymouth

Sundays from 20 September

[illegible]

NOTES (see introductory pages for explanation of train operator codes and standard symbols)

a	Arrival time
d	Departure time
s	Stops to set down only
u	Stops to pick up only
D	To Salisbury
G	From Manchester Piccadilly
K	Also calls at Wimbledon 0023
MM	Monday mornings

Weymouth, Bournemouth, Yarmouth (IOW), Lymington, Southampton, Portsmouth and Fareham to Winchester and London

Mondays to Fridays until 18 September

Operator	SW	XC	SW	SW	SW	XC	SW	SW	SW	SW	SW	SW	SW	SW	SW	SW	XC	SW
Days of operation/Notes	1	A	B	1	1	A	C	D	1	C	D	E	1	1	1	1	A	1
1st Class/Reservations/Bus/Ferry	1	1	1	1	1	1	1	1	1	1	1	1	1	1	1	1	1	1
Catering facilities	1	1	1	1	1	1	1	1	1	1	1	1	1	1	1	1	1	1
Weymouth (WEY)	d																	
Upwey (UPW)	d																	
Dorchester West (DCW)	a																	
Dorchester South (DCH)	d																	
Moreton (Dorset) (MTN)	d																	
Wool (WOO)	d																	
Wareham (WRM)	d																	
Holton Heath (HOL)	d																	
Hamworthy (HAM)	d																	
Poole (POO)	4 a																	
Poole (POO)	4 a				0500	0523				0540					0555			
Parkstone (Dorset) (PKS)	d				0504	0527				0544					0559			
Branksome (BSM)	d				0507	0530				0547					0602			
Bournemouth (BMH)	a				0512	0535				0553					0607			
Bournemouth (BMH)	d				0515	0537				0555					0611		0630	
Pokesdown (POK)	d				0519	0541									0615			
Christchurch (CHR)	d				0523	0545									0619			
Hinton Admiral (HNA)	d					0550									0624			
New Milton (NWM)	d				0530	0554									0628			
Sway (SWY)	d					0559									0633			
Yarmouth (I.O.W.) (YMH)	d																	
Lymington Pier (LYP)	a																	
Lymington Pier (LYP)	d													0614				0644
Lymington Town (LYT)	d													0616				0646
Brockenhurst (BCU)	3 a				0536	0604				0610				0625	0638		0645	0655
Brockenhurst (BCU)	3 d				0537					0611					0640		0646	
Beaulieu Road (BEU)	d																	
Ashurst New Forest (ANF)	d														0648			
Totton (TTN)	d				0548					0622					0653			
Redbridge (RDB)	d								0612									
Millbrook (Hants) (MBK)	d								0615									
Southampton Central (SOU)	a				0554				0618	0628		←			0658		0703	
Southampton Central (SOU)	d	0452	0515		0555		0615		0635	0630		0635	0644		0700		0715	
St Denys (SDN)	d	0457							→			0640	0649					
Swaythling (SWG)	d	0500										0643	0652					
Southampton Airport Parkway (SOA)	← d	0503	0523		0603		0624			0638		0647	0655		0708		0723	
Portsmouth Harbour (PMH)	d			0454				0550								0624		
Portsmouth & Southsea (PMS)	d			0459				0555								0628		
Fratton (FTN)	d			0503				0559								0632		
Hilsea (HLS)	d			0507				0603								0637		
Cosham (CSA)	d			0513				0608								0642		
Portchester (PTC)	d			0517				0613								0647		
Fareham (FRM)	d			0523				0620								0653		
Botley (BOE)	d			0531				0629								0702		
Hedge End (HDE)	d			0536				0634								0707		
Eastleigh (ESL)	3 a	0506		0542	0607			0641		←	0650	0659				0713		
Eastleigh (ESL)	3 d	0507		0544	0608			0643			0643	0651	0659			0715		
Chandlers Ford (CFR)	d							→				0656						
Romsey (ROM)	a											0703						
Shawford (SHW)	d	0513		0550							0649		0704					
Winchester (WIN)	d	0519	0531	0557	0617		0633			0648	0655		0710		0718	0725	0731	
Micheldever (MIC)	d	0527		0606							0704					0733		
Basingstoke (BSK)	a	0538	0546	0619	0634		0650			0703	0714		0727		0734	0743	0747	
Reading (RDG)	7 a		0606				0708										0809	
Fleet (FLE)	a	0550		0639									0746					
Farnborough (Main) (FNB)	a	0556		0645									0751			0758		
Woking (WOK)	a	0605		0657	0655						0734		0805			0808		
Clapham Junction (CLJ)	10 a	0625			0715													
London Waterloo (WAT)	15 a	0634		0730	0726					0747	0806		0839		0819	0836		

NOTES (see introductory pages for explanation of train operator codes and standard symbols)

- a Arrival time
- d Departure time
- A To Manchester Piccadilly
- B Also calls at Hook 0630, Winchfield 0634 and Brookwood 0652
- C Also calls at Surbiton 0747
- D From Salisbury
- E Also calls at Hook 0736, Winchfield 0741, Brookwood 0800 and Weybridge 0814

Weymouth, Bournemouth, Yarmouth (IOW), Lymington, Southampton, Portsmouth and Fareham to Winchester and London

Mondays to Fridays until 18 September

Operator	SW	SW	SW	SW	SW	XC	SW	SW	SW	SW	XC	GW	SW	SW	SW	SW
Days of operation/Notes	1	1	1	D	F	G	1	1	1	1	A	H	MFX	1	1	1
1st Class/Reservations/Bus/Ferry																
Catering facilities																
Weymouth (WEY)	d	0555						0625				0638			0655	
Upwey (UPW)	d	0559						0629				0643			0659	
Dorchester West (DCW)	a											0651				
Dorchester South (DCH)	d	0607						0637							0707	
Moreton (Dorset) (MTN)	d	0614						0644							0714	
Wool (WOO)	d	0620						0650							0720	
Wareham (WRM)	d	0627						0657							0727	
Holton Heath (HOL)	d	0631													0731	
Hamworthy (HAM)	d	0636						0704							0736	
Poole (POO)	4 a	0640						0708							0740	
Poole (POO)	4 d	0641						0650 0711							0720 0741	
Parkstone (Dorset) (PKS)	d	0645						0654 0715							0724 0745	
Branksome (BSM)	d	0649						0657 0719							0727 0749	
Bournemouth (BMH)	a	0654						0702 0724							0732 0754	
Bournemouth (BMH)	d	0634	0656					0704 0726			0730				0734 0756	
Pokesdown (POK)	d	0638						0708							0737	
Christchurch (CHR)	d	0642						0712							0741	
Hinton Admiral (HNA)	d	0647						0717							0746	
New Milton (NWM)	d	0651						0721							0751	
Sway (SWY)	d	0656						0726							0755	
Yarmouth (I.O.W.) (YMH)	d												0655			
Lymington Pier (LYP)	a												0735			
Lymington Pier (LYP)	d						0714							0744		
Lymington Town (LYT)	d						0716							0746		
Brockenhurst (BCU)	3 a	0700					0725	0731			0745			0755	0800	0810
Brockenhurst (BCU)	3 d	0701						0732			0746				0801	0811
Beaulieu Road (BEU)	d														0806	
Ashurst New Forest (ANF)	d	0709						0740							0810	
Totton (TTN)	d	0714						0745							0815	
Redbridge (RDB)	d			0724												
Millbrook (Hants) (MBK)	d			0728												
Southampton Central (SOU)	a	0720	0725	0732				0752	0756		0802				0822	0826
Southampton Central (SOU)	d	0730		0735	0737	0755		0800			0815				0830	
St Denys (SDN)	d			0740	0743											
Swaythling (SWG)	d			0743	0746											
Southampton Airport Parkway (SOA)	4 d	0738		0746	0750	0803		0809			0823				0838	
Portsmouth Harbour (PMH)	d		0650								0725					0755
Portsmouth & Southsea (PMS)	d		0655								0729					0800
Fratton (FTN)	d		0659								0733					0804
Hilsea (HLS)	d		0703								0737					0808
Cosham (CSA)	d		0708								0742					0813
Portchester (PTC)	d		0713								0747					0818
Fareham (FRM)	d		0720								0753					0824
Botley (BOE)	d		0728								0800					0831
Hedge End (HDE)	d		0733								0805					0836
Eastleigh (ESL)	3 a		0739	0749	0753						0811					0842
Eastleigh (ESL)	3 d		0743	0750	0755						0813					0843
Chandlers Ford (CFR)	d			0755												
Romsey (ROM)	a			0803												
Shawford (SHW)	d		0748		0800						0818					0848
Winchester (WIN)	d	0748	0754		0806	0811		0819		0823a	0831				0848	0855
Micheldever (MIC)	d		0803													0903
Basingstoke (BSK)	a		0813		0823	0828		0834			0846					0914
Reading (RDG)	7 a					0845					0909					
Fleet (FLE)	a		0825		0841											0926
Farnborough (Main) (FNB)	a		0831		0847											0932
Woking (WOK)	a		0840		0901			0854							0922	0942
Clapham Junction (CLJ)	10 a							0914							0942	1002
London Waterloo (WAT)	15 a	0848	0908		0936			0925							0953	1011

NOTES (see introductory pages for explanation of train operator codes and standard symbols)

- a Arrival time
- d Departure time
- A To Manchester Piccadilly
- D From Salisbury
- F Also calls at Hook 0831, Winchfield 0836, Brookwood 0856 and Surbiton 0916
- G To Newcastle
- H To Gloucester
- MFX Not Mondays and Fridays

Weymouth, Bournemouth, Yarmouth (IOW), Lymington, Southampton, Portsmouth and Fareham to Winchester and London

Mondays to Fridays until 18 September

Operator	SW	SW	SW	SW	SW	SW	SW	XC	GW	SW	SW	SW	SW	SW	SW	SW	SW
Days of operation/Notes	D	MFO						A	H	MFO	MFX						
1st Class/Reservations/Bus/Ferry								◇									
Catering facilities								⌘									
Weymouth (WEY)	d						0724		0733					0755			
Upwey (UPW)	d						0728		0738					0759			
Dorchester West (DCW)	a								0746								
Dorchester South (DCH)	d						0736							0807			
Moreton (Dorset) (MTN)	d						0743							0814			
Wool (WOO)	d						0749							0820			
Wareham (WRM)	d						0756							0827			
Holton Heath (HOL)	d						0759							0830			
Hamworthy (HAM)	d						0804							0835			
Poole (POO)	4 a						0809							0840			
Poole (POO)	4 a				0804		0810							0841			0853
Parkstone (Dorset) (PKS)	d				0808		0814							0845			
Branksome (BSM)	d				0811		0817							0848			
Bournemouth (BMH)	a				0816		0822							0854			0902
Bournemouth (BMH)	d				0802	0818	0824	0840						0856			0905
Pokesdown (POK)	d				0806	0822	0827										0909
Christchurch (CHR)	d				0810	0826	0831										0913
Hinton Admiral (HNA)	d				0815		0836										0918
New Milton (NWM)	d				0819	0833	0841										0922
Sway (SWY)	d				0824		0845										0927
Yarmouth (I.O.W.) (YMH)	⚓ d	0705								0745	0755						
Lymington Pier (LYP)	⚓ a	0745								0825	0835						
Lymington Pier (LYP)	d			0814								0855					
Lymington Town (LYT)	d			0816								0857					
Brockenhurst (BCU)	3 a			0825	0829	0839	0850	0855				0906		0910			0932
Brockenhurst (BCU)	3 d				0830	0842	0851	0856						0911			0933
Beaulieu Road (BEU)	d				0835												
Ashurst New Forest (ANF)	d				0839		0858										0942
Totton (TTN)	d				0844		0903						0903				0947
Redbridge (RDB)	d	0824															0925
Millbrook (Hants) (MBK)	d	0828															0929
Southampton Central (SOU)	a	0832			0852	0856		0914						0918	0926		0932
Southampton Central (SOU)	d	0835			0854	0900		0915						0930			0935
St Denys (SDN)	d	0840			0859												0940
Swaythling (SWG)	d	0843			0902												0943
Southampton Airport Parkway (SOA)	↔ d	0846			0905	0909		0923						0938			0946
Portsmouth Harbour (PMH)	⚓ d															0855	
Portsmouth & Southsea (PMS)	d															0900	
Fratton (FTN)	d															0904	
Hilsea (HLS)	d															0908	
Cosham (CSA)	d															0913	
Portchester (PTC)	d															0918	
Fareham (FRM)	d															0924	
Botley (BOE)	d															0931	
Hedge End (HDE)	d															0936	
Eastleigh (ESL)	3 a	0850			0909											0942	0950
Eastleigh (ESL)	3 d	0850			0915		0915									0944	0950
Chandlers Ford (CFR)	d																0955
Romsey (ROM)	a	0903															1003
Shawford (SHW)	d						0921										
Winchester (WIN)	d					0919	0926a		0933					0949		0954	
Micheldever (MIC)	d															1002	
Basingstoke (BSK)	a					0935			0948							1012	
Reading (RDG)	7 a								1010								
Fleet (FLE)	a																1024
Farnborough (Main) (FNB)	a																1029
Woking (WOK)	a					0954								1020		1039	
Clapham Junction (CLJ)	10 a					1015											
London Waterloo (WAT)	⚡ 15 a					1026								1049	1104		

NOTES (see introductory pages for explanation of train operator codes and standard symbols)

- a Arrival time
- d Departure time
- A To Manchester Piccadilly
- D From Salisbury
- H To Gloucester
- MFO Mondays and Fridays only
- MFX Not Mondays and Fridays

Weymouth, Bournemouth, Yarmouth (IOW), Lymington, Southampton, Portsmouth and Fareham to Winchester and London

Mondays to Fridays until 18 September

Operator	SW	SW	SW	SW	XC	SW	SW	SW	SW	SW	SW	SW	SW	SW	SW	SW	SW	SW
Days of operation/Notes	1	1	1	1	A	MFO	MFX	1	1	1	1	1	1	1	1	1	1	1
1st Class/Reservations/Bus/Ferry					1													
Catering facilities					1													
Weymouth (WEY)	d		0820						0903								0920	
Upwey (UPW)	d		0824														0924	
Dorchester West (DCW)	a																	
Dorchester South (DCH)	d		0833						0913								0933	
Moreton (Dorset) (MTN)	d		0839														0939	
Wool (WOO)	d		0845														0945	
Wareham (WRM)	d		0853						0929								0953	
Holton Heath (HOL)	d		0856														0956	
Hamworthy (HAM)	d		0901						0935								1001	
Poole (POO)	4 a		0906						0940								1006	
Poole (POO)	4 a		0858 0907						0941								0958 1007	
Parkstone (Dorset) (PKS)	d		0902						0945								1002	
Branksome (BSM)	d		0906						0948								1006	
Bournemouth (BMH)	a		0911 0917						0954								1011 1017	
Bournemouth (BMH)	d		0922		0945				0959				1002				1022	
Pokesdown (POK)	d		0926										1006				1026	
Christchurch (CHR)	d		0930										1010				1030	
Hinton Admiral (HNA)	d												1015					
New Milton (NWM)	d		0937										1019				1037	
Sway (SWY)	d												1024					
Yarmouth (I.O.W.) (YMH)	d					0900	0905							0940				
Lymington Pier (LYP)	a					0940	0945							1020				
Lymington Pier (LYP)	d	0927						0957								1027		
Lymington Town (LYT)	d	0929						0959								1029		
Brockenhurst (BCU)	3 a	0937	0943		0959			1008	1013				1029			1038	1043	
Brockenhurst (BCU)	3 d		0944		1000				1014				1030				1044	
Beaulieu Road (BEU)	d												1035					
Ashurst New Forest (ANF)	d												1039					
Totton (TTN)	d												1044					
Redbridge (RDB)	d											1027						
Millbrook (Hants) (MBK)	d											1031						
Southampton Central (SOU)	a		0958		1013				1028			1034	1053				1058	
Southampton Central (SOU)	d		1000		1015				1030			1036	1055				1100	
St Denys (SDN)	d											1041						
Swaythling (SWG)	d											1044						
Southampton Airport Parkway (SOA)	4 d		1008		1023				1038			1047	1103				1108	
Portsmouth Harbour (PMH)	d									0955								
Portsmouth & Southsea (PMS)	d									1000								
Fratton (FTN)	d									1004								
Hilsea (HLS)	d									1008								
Cosham (CSA)	d									1013								
Portchester (PTC)	d									1018								
Fareham (FRM)	d									1024								
Botley (BOE)	d									1031								
Hedge End (HDE)	d									1036								
Eastleigh (ESL)	3 a			1014						1042	1050	1106						
Eastleigh (ESL)	3 d									1043	1051	1114					1114	
Chandlers Ford (CFR)	d										1056	1103						
Romsey (ROM)	a																	
Shawford (SHW)	d			1019														1119
Winchester (WIN)	d		1018	1024a	1032				1048	1052							1118	1124a
Micheldever (MIC)	d									1101								
Basingstoke (BSK)	a		1034		1047					1111							1134	
Reading (RDG)	7 a				1108													
Fleet (FLE)	a									1122								
Farnborough (Main) (FNB)	a									1128								
Woking (WOK)	a									1120	1137							
Clapham Junction (CLJ)	10 a		1111														1211	
London Waterloo (WAT)	15 a		1120							1147	1206						1220	

NOTES (see introductory pages for explanation of train operator codes and standard symbols)

- a Arrival time
- d Departure time
- A To Manchester Piccadilly
- D From Salisbury
- MFO Mondays and Fridays only
- MFX Not Mondays and Fridays

Weymouth, Bournemouth, Yarmouth (IOW), Lymington, Southampton, Portsmouth and Fareham to Winchester and London

Mondays to Fridays until 18 September

Operator Days of operation/Notes 1st Class/Reservations/Bus/Ferry Catering facilities	GW H	XC A 1◇ ⚓	SW MFX 1	SW 1	SW 1	SW 1	SW D 1	SW 1	SW MFO 1	SW 1	SW 1	SW 1	SW 1	XC A 1◇ ⚓	SW MFO 1	SW MFX 1	SW 1
Weymouth (WEY)	d	0932			1003								1020				
Upwey (UPW)	d	0937											1024				
Dorchester West (DCW)	a	0945															
Dorchester South (DCH)	d				1013								1033				
Moreton (Dorset) (MTN)	d												1039				
Wool (WOO)	d												1045				
Wareham (WRM)	d				1029								1053				
Holton Heath (HOL)	d												1056				
Hamworthy (HAM)	d				1035								1101				
Poole (POO)	4 a				1040								1106				
Poole (POO)	4 d				1041								1058 1107				
Parkstone (Dorset) (PKS)	d				1045								1102				
Branksome (BSM)	d				1048								1106				
Bournemouth (BMH)	a				1054								1111 1117				
Bournemouth (BMH)	d		1045		1059			1102				1122		1145			
Pokesdown (POK)	d							1106				1126					
Christchurch (CHR)	d							1110				1130					
Hinton Admiral (HNA)	d							1115									
New Milton (NWM)	d							1119				1137					
Sway (SWY)	d							1124									
Yarmouth (I.O.W.) (YMH)	d		1005						1020						1100	1105	
Lymington Pier (LYP)	a		1045						1100						1140	1145	
Lymington Pier (LYP)	d				1057					1127							1157
Lymington Town (LYT)	d				1059					1129							1159
Brockenhurst (BCU)	3 a		1059		1108	1113			1129	1138	1143		1159				1208
Brockenhurst (BCU)	3 d		1100			1114			1130		1144		1200				
Beaulieu Road (BEU)	d																
Ashurst New Forest (ANF)	d								1139								
Totton (TTN)	d								1144								
Redbridge (RDB)	d							1127									
Millbrook (Hants) (MBK)	d							1131									
Southampton Central (SOU)	a		1113		1128			1134	1150			1158		1213			
Southampton Central (SOU)	d		1115		1130			1136	1155			1200		1215			
St Denys (SDN)	d							1141									
Swaythling (SWG)	d							1144									
Southampton Airport Parkway (SOA)	4 d		1123		1138			1147	1203			1208		1223			
Portsmouth Harbour (PMH)	d					1055											
Portsmouth & Southsea (PMS)	d					1100											
Fratton (FTN)	d					1104											
Hilsea (HLS)	d					1108											
Cosham (CSA)	d					1113											
Portchester (PTC)	d					1118											
Fareham (FRM)	d					1124											
Botley (BOE)	d					1131											
Hedge End (HDE)	d					1136											
Eastleigh (ESL)	3 a					1142	1150	1206									
Eastleigh (ESL)	3 d					1143	1151	1214					1214				
Chandlers Ford (CFR)	d							1156									
Romsey (ROM)	a							1203									
Shawford (SHW)	d												1219				
Winchester (WIN)	d		1132		1148	1153						1218	1224a	1232			
Micheldever (MIC)	d					1201											
Basingstoke (BSK)	a		1147			1211						1234		1247			
Reading (RDG)	7 a		1206											1309			
Fleet (FLE)	a					1223											
Farnborough (Main) (FNB)	a					1228											
Woking (WOK)	a				1220	1238											
Clapham Junction (CLJ)	10 a											1312					
London Waterloo (WAT)	15 a				1249	1304						1321					

NOTES (see introductory pages for explanation of train operator codes and standard symbols)

- a Arrival time
- d Departure time
- A To Manchester Piccadilly
- D From Salisbury
- H To Gloucester
- MFO Mondays and Fridays only
- MFX Not Mondays and Fridays

Weymouth, Bournemouth, Yarmouth (IOW), Lymington, Southampton, Portsmouth and Fareham to Winchester and London

Mondays to Fridays until 18 September

Operator Days of operation/Notes 1st Class/Reservations/Bus/Ferry Catering facilities	SW 1	SW 1	SW D 1	SW 1	SW MFO 1	SW 1	SW 1	SW 1	SW 1	SW 1	GW H	XC A 1	SW MFX 1	SW 1	SW 1	SW 1	SN K 1	SW D 1
Weymouth (WEY)	d	1103							1120		1130				1203			
Upwey (UPW)	d								1124		1135							
Dorchester West (DCW)	a										1143							
Dorchester South (DCH)	d	1113							1133						1213			
Moreton (Dorset) (MTN)	d								1139									
Wool (WOO)	d								1145									
Wareham (WRM)	d	1129							1153						1229			
Holton Heath (HOL)	d								1156									
Hamworthy (HAM)	d	1135							1201						1235			
Poole (POO)	4 a	1140							1206						1240			
Poole (POO)	4 d	1141							1158 1207						1241			
Parkstone (Dorset) (PKS)	d	1145							1202						1245			
Branksome (BSM)	d	1148							1206						1248			
Bournemouth (BMH)	a	1154							1211 1217						1254			
Bournemouth (BMH)	d	1159			1202				1222			1245			1259			
Pokesdown (POK)	d			1206					1226									
Christchurch (CHR)	d			1210					1230									
Hinton Admiral (HNA)	d			1215														
New Milton (NWM)	d			1219					1237									
Sway (SWY)	d			1224														
Yarmouth (I.O.W.) (YMH)	d				1140								1205					
Lymington Pier (LYP)	a				1220								1245					
Lymington Pier (LYP)	d							1227						1257				
Lymington Town (LYT)	d							1229						1259				
Brockenhurst (BCU)	3 a	1213			1229			1238	1243			1259		1308	1313			
Brockenhurst (BCU)	3 d	1214			1230				1244			1300			1314			
Beaulieu Road (BEU)	d			1235														
Ashurst New Forest (ANF)	d			1239														
Totton (TTN)	d			1244														
Redbridge (RDB)	d			1227														1327
Millbrook (Hants) (MBK)	d			1231														1331
Southampton Central (SOU)	a	1228		1234	1250				1258			1313			1328			1334
Southampton Central (SOU)	d	1230		1236	1255				1300			1315			1330			1336
St Denys (SDN)	d			1241														1341
Swaythling (SWG)	d			1244														1344
Southampton Airport Parkway (SOA)	4 d	1238		1247	1303				1308			1323			1338			1347
Portsmouth Harbour (PMH)	d		1155													1255		
Portsmouth & Southsea (PMS)	d		1200													1300		
Fratton (FTN)	d		1204													1304		
Hilsea (HLS)	d		1208													1308		
Cosham (CSA)	d		1213													1313	1326	
Portchester (PTC)	d		1218													1318	1330	
Fareham (FRM)	d		1224													1324	1335	
Botley (BOE)	d		1232													1331		
Hedge End (HDE)	d		1236													1336		
Eastleigh (ESL)	3 a		1245	1250	1307											1343	1348	1350
Eastleigh (ESL)	3 d		1245	1251	1314						1314					1343		1351
Chandlers Ford (CFR)	d			1256														1356
Romsey (ROM)	a			1303														1403
Shawford (SHW)	d										1319							
Winchester (WIN)	d	1248	1255						1318		1324a		1332		1348	1353		
Micheldever (MIC)	d		1303													1401		
Basingstoke (BSK)	a		1313						1334				1349			1412		
Reading (RDG)	7 a											1408						
Fleet (FLE)	a		1325													1424		
Farnborough (Main) (FNB)	a		1330													1429		
Woking (WOK)	a	1320	1340													1420	1439	
Clapham Junction (CLJ)	10 a								1412									
London Waterloo (WAT)	15 a	1349	1405						1421							1449	1504	

NOTES (see introductory pages for explanation of train operator codes and standard symbols)

- a Arrival time
- d Departure time
- A To Manchester Piccadilly
- D From Salisbury
- H To Gloucester
- K From Brighton
- MFO Mondays and Fridays only
- MFX Not Mondays and Fridays

Weymouth, Bournemouth, Yarmouth (IOW), Lymington, Southampton, Portsmouth and Fareham to Winchester and London

Mondays to Fridays until 18 September

Operator	SW	SW	SW	SW	SW	XC	SW	SW	SW	SW	SW	SW	SW	SN	SW	SW	SW
Days of operation/Notes	1	MFO	1	1	1	A	MFO	MF	1	1	1	1	D	L	1	MFO	1
1st Class/Reservations/Bus/Ferry						1											
Catering facilities																	
Weymouth (WEY)	d				1220					1303							
Upwey (UPW)	d				1224												
Dorchester West (DCW)	a																
Dorchester South (DCH)	d				1233					1313							
Moreton (Dorset) (MTN)	d				1239												
Wool (WOO)	d				1245												
Wareham (WRM)	d				1253					1329							
Holton Heath (HOL)	d				1256												
Hamworthy (HAM)	d				1301					1335							
Poole (POO)	4 a				1306					1340							
Poole (POO)	4 d				1258 1307					1341							
Parkstone (Dorset) (PKS)	d				1302					1345							
Branksome (BSM)	d				1306					1348							
Bournemouth (BMH)	a				1311 1317					1354							
Bournemouth (BMH)	d	1302			1322		1345			1359					1402		
Pokesdown (POK)	d	1306			1326										1406		
Christchurch (CHR)	d	1310			1330										1410		
Hinton Admiral (HNA)	d	1315													1415		
New Milton (NWM)	d	1319			1337										1419		
Sway (SWY)	d	1324													1424		
Yarmouth (I.O.W.) (YMH)	d		1220				1300	1305								1340	
Lymington Pier (LYP)	a		1300				1340	1345								1420	
Lymington Pier (LYP)	d			1327					1357								1427
Lymington Town (LYT)	d			1329					1359								1429
Brockenhurst (BCU)	3 a	1329		1338	1343		1359		1408	1413					1429		1438
Brockenhurst (BCU)	3 d	1330			1344		1400			1414					1430		
Beaulieu Road (BEU)	d														1435		
Ashurst New Forest (ANF)	d	1339													1439		
Totton (TTN)	d	1344													1444		
Redbridge (RDB)	d												1427				
Millbrook (Hants) (MBK)	d												1431				
Southampton Central (SOU)	a	1350			1358		1413			1428			1434		1454		
Southampton Central (SOU)	d	1355			1400		1415			1430			1436	1445	1457		
St Denys (SDN)	d												1441				
Swaythling (SWG)	d												1444				
Southampton Airport Parkway (SOA)	4 d	1403			1408		1423			1438			1447	1453	1505		
Portsmouth Harbour (PMH)	d										1355						
Portsmouth & Southsea (PMS)	d										1400						
Fratton (FTN)	d										1404						
Hilsea (HLS)	d										1408						
Cosham (CSA)	d										1413						
Portchester (PTC)	d										1418						
Fareham (FRM)	d										1424						
Botley (BOE)	d										1431						
Hedge End (HDE)	d										1436						
Eastleigh (ESL)	3 a	1406									1442	1450			1508		
Eastleigh (ESL)	3 d	1414				1414					1443	1451			1514		
Chandlers Ford (CFR)	a											1456					
Romsey (ROM)	d											1503					
Shawford (SHW)	d					1419											
Winchester (WIN)	d				1418	1424a	1431			1448	1452						
Micheldever (MIC)	d										1501						
Basingstoke (BSK)	a				1434		1446				1511						
Reading (RDG)	7 a						1506										
Fleet (FLE)	a										1523						
Farnborough (Main) (FNB)	a										1528						
Woking (WOK)	a									1520	1538						
Clapham Junction (CLJ)	10 a				1511												
London Waterloo (WAT)	15 a				1520					1549	1604						

NOTES (see introductory pages for explanation of train operator codes and standard symbols)

- a Arrival time
- d Departure time
- A To Manchester Piccadilly
- D From Salisbury
- L To Brighton
- MFO Mondays and Fridays only
- MF Not Mondays and Fridays

Weymouth, Bournemouth, Yarmouth (IOW), Lymington, Southampton, Portsmouth and Fareham to Winchester and London

Mondays to Fridays until 18 September

Operator	SW	SW	SW	GW	XC	SW	SW	SW	SW	SW	SW	SW	SW	SW	SW	SW	SW	XC
Days of operation/Notes				H	A	MFX					D		MFO					A
1st Class/Reservations/Bus/Ferry					◇	🚢							🚢					◇
Catering facilities					🍴													🍴
Weymouth (WEY)	d	1320		1328				1403							1420			
Upwey (UPW)	d	1324		1333											1424			
Dorchester West (DCW)	a			1341														
Dorchester South (DCH)	d	1333						1413							1433			
Moreton (Dorset) (MTN)	d	1339													1439			
Wool (WOO)	d	1345													1445			
Wareham (WRM)	d	1353						1429							1453			
Holton Heath (HOL)	d	1356													1456			
Hamworthy (HAM)	d	1401						1435							1501			
Poole (POO)	4 a	1406						1440							1506			
Poole (POO)	4 d	1358	1407					1441							1458	1507		
Parkstone (Dorset) (PKS)	d	1402						1445							1502			
Branksome (BSM)	d	1406						1448							1506			
Bournemouth (BMH)	a	1411	1417					1454							1511	1517		
Bournemouth (BMH)	d	1422			1445			1459			1502				1522			1545
Pokesdown (POK)	d	1426									1506				1526			
Christchurch (CHR)	d	1430									1510				1530			
Hinton Admiral (HNA)	d										1515							
New Milton (NWM)	d	1437									1519				1537			
Sway (SWY)	d										1524							
Yarmouth (I.O.W.) (YMH)	🚢 d					1405						1420						
Lymington Pier (LYP)	🚢 a					1445						1500						
Lymington Pier (LYP)	d						1457						1527					
Lymington Town (LYT)	d						1459						1529					
Brockenhurst (BCU)	3 a	1443			1459		1508	1513			1529		1538		1543			1559
Brockenhurst (BCU)	3 d	1444			1500			1514			1530				1544			1600
Beaulieu Road (BEU)	d																	
Ashurst New Forest (ANF)	d										1539							
Totton (TTN)	d										1544							
Redbridge (RDB)	d									1527								
Millbrook (Hants) (MBK)	d									1531								
Southampton Central (SOU)	a	1459			1513			1528		1534	1552				1558			1613
Southampton Central (SOU)	d	1500			1515			1530		1536	1555				1600			1615
St Denys (SDN)	d									1541								
Swaythling (SWG)	d									1544								
Southampton Airport Parkwy (SOA)	✈️ d	1508			1523			1538		1547	1603				1608			1623
Portsmouth Harbour (PMH)	🚢 d								1455									
Portsmouth & Southsea (PMS)	d								1500									
Fratton (FTN)	d								1504									
Hilsea (HLS)	d								1508									
Cosham (CSA)	d								1513									
Portchester (PTC)	d								1518									
Fareham (FRM)	d								1524									
Botley (BOE)	d								1531									
Hedge End (HDE)	d								1536									
Eastleigh (ESL)	3 a		1514						1542	1550	1607							
Eastleigh (ESL)	3 d								1543	1551	1614					1614		
Chandlers Ford (CFR)	d									1556	1603							
Romsey (ROM)	a																	
Shawford (SHW)	d		1519													1619		
Winchester (WIN)	d	1519	1524a		1531			1548	1553						1618	1624a	1632	
Micheldever (MIC)	d								1601									
Basingstoke (BSK)	a	1536			1546				1611						1634			1647
Reading (RDG)	7 a				1609													1705
Fleet (FLE)	a								1623									
Farnborough (Main) (FNB)	a								1628									
Woking (WOK)	a							1620	1638									
Clapham Junction (CLJ)	10 a	1611													1711			
London Waterloo (WAT)	🚉 15 a	1620						1649	1704						1720			

NOTES (see introductory pages for explanation of train operator codes and standard symbols)

- a Arrival time
- d Departure time
- A To Manchester Piccadilly
- D From Salisbury
- H To Gloucester
- MFO Mondays and Fridays only
- MFN Not Mondays and Fridays

Weymouth, Bournemouth, Yarmouth (IOW), Lymington, Southampton, Portsmouth and Fareham to Winchester and London

Mondays to Fridays until 18 September

Operator	SW	SW	SW	SW	SW	SW	SW	SW	SW	SW	SW	SW	SW	SW	SW	SW	SW	SW
Days of operation/Notes	MFO	MF				D			MFO						H	A	MF	
1st Class/Reservations/Bus/Ferry																		
Catering facilities																		
Weymouth (WEY)	d			1503								1520		1528				
Upwey (UPW)	d											1524		1533				
Dorchester West (DCW)	a													1541				
Dorchester South (DCH)	d			1513									1533					
Moreton (Dorset) (MTN)	d												1539					
Wool (WOO)	d												1545					
Wareham (WRM)	d			1529									1553					
Holton Heath (HOL)	d												1556					
Hamworthy (HAM)	d			1535									1601					
Poole (POO)	4 a			1540									1606					
Poole (POO)	4 a			1541								1558	1607					
Parkstone (Dorset) (PKS)	d			1545								1602						
Branksome (BSM)	d			1548								1606						
Bournemouth (BMH)	a			1554								1611	1617					
Bournemouth (BMH)	d			1559			1602					1622			1645			
Pokesdown (POK)	d						1606					1626						
Christchurch (CHR)	d						1610					1630						
Hinton Admiral (HNA)	d						1615											
New Milton (NWM)	d						1619					1637						
Sway (SWY)	d						1624											
Yarmouth (I.O.W.) (YMH)	d	1500	1505						1540								1605	
Lymington Pier (LYP)	a	1540	1545						1620								1645	
Lymington Pier (LYP)	d			1557						1627								1659
Lymington Town (LYT)	d			1559						1629								1701
Brockenhurst (BCU)	3 a			1608	1613			1629		1638		1643			1659			1709
Brockenhurst (BCU)	3 a				1614			1630				1644			1700			
Beaulieu Road (BEU)	d							1635										
Ashurst New Forest (ANF)	d							1639										
Totton (TTN)	d							1644										
Redbridge (RDB)	d						1627											
Millbrook (Hants) (MBK)	d						1631											
Southampton Central (SOU)	a			1628			1634	1650				1658			1713			
Southampton Central (SOU)	d			1630			1636	1652				1700			1715	1724		
St Denys (SDN)	d						1641	1657										
Swaythling (SWG)	d						1644	1700										
Southampton Airport Parkway (SOA)	← d			1638			1647	1704				1708			1723	1732		
Portsmouth Harbour (PMH)	d				1555													
Portsmouth & Southsea (PMS)	d				1600													
Fratton (FTN)	d				1604													
Hilsea (HLS)	d				1608													
Cosham (CSA)	d				1613													
Portchester (PTC)	d				1618													
Fareham (FRM)	d				1624													
Botley (BOE)	d				1631													
Hedge End (HDE)	d				1636													
Eastleigh (ESL)	3 a				1642	1650	1707									1735		
Eastleigh (ESL)	3 d				1643	1651	1712					1712				1745		
Chandlers Ford (CFR)	d						1656	→										
Romsey (ROM)	a						1703											
Shawford (SHW)	d												1717					
Winchester (WIN)	d			1648	1653							1719	1723		1731			
Micheldever (MIC)	d				1701													
Basingstoke (BSK)	a				1711							1734	1739		1746			
Reading (RDG)	7 a														1807			
Fleet (FLE)	a				1723													
Farnborough (Main) (FNB)	a				1728													
Woking (WOK)	a				1720	1738												
Clapham Junction (CLJ)	10 a											1811						
London Waterloo (WAT)	15 a				1749	1806						1820						

NOTES (see introductory pages for explanation of train operator codes and standard symbols)

- a Arrival time
- d Departure time
- A To Manchester Piccadilly
- D From Salisbury
- H To Gloucester
- MFO Mondays and Fridays only
- MF Not Mondays and Fridays

Weymouth, Bournemouth, Yarmouth (IOW), Lymington, Southampton, Portsmouth and Fareham to Winchester and London

Mondays to Fridays until 18 September

Operator	SW	SW	SW	SW	SW	SW	SW	SW	SW	SW	XC	SW	SW	SW	SW	SW	SW
Days of operation/Notes	1	1	1	D	1	MFO	1	1	1	1	A	1	1	1	1	D	1
1st Class/Reservations/Bus/Ferry																	
Catering facilities																	
Weymouth (WEY)	d	1603								1620					1703		
Upwey (UPW)	d									1624							
Dorchester West (DCW)	a																
Dorchester South (DCH)	d	1613								1633					1713		
Moreton (Dorset) (MTN)	d									1639							
Wool (WOO)	d									1645							
Wareham (WRM)	d	1629								1653					1729		
Holton Heath (HOL)	d									1656							
Hamworthy (HAM)	d	1635								1701					1735		
Poole (POO)	4 a	1640								1706					1740		
Poole (POO)	4 d	1641								1658 1707					1741		
Parkstone (Dorset) (PKS)	d	1645								1702					1745		
Branksome (BSM)	d	1648								1706					1748		
Bournemouth (BMH)	a	1654								1711 1717					1755		
Bournemouth (BMH)	d	1659				1702				1722		1745			1759		1802
Pokesdown (POK)	d					1706				1726							1806
Christchurch (CHR)	d					1710				1730							1810
Hinton Admiral (HNA)	d					1715											1815
New Milton (NWM)	d					1719				1737							1819
Sway (SWY)	d					1724											1824
Yarmouth (I.O.W.) (YMH)	d						1620						1705				
Lymington Pier (LYP)	a						1700						1745				
Lymington Pier (LYP)	d							1729						1759			
Lymington Town (LYT)	d							1731						1801			
Brockenhurst (BCU)	3 a	1713				1729		1739		1743		1759		1809	1813		1829
Brockenhurst (BCU)	3 d	1714				1730				1744		1800			1814		1830
Beaulieu Road (BEU)	d																1835
Ashurst New Forest (ANF)	d					1739											1839
Totton (TTN)	d					1744											1844
Redbridge (RDB)	d				1727												1827
Millbrook (Hants) (MBK)	d				1731												1831
Southampton Central (SOU)	a	1728			1734	1750				1758		1813			1828		1853
Southampton Central (SOU)	d	1730			1736	1752				1800		1815			1830		1857
St Denys (SDN)	d				1741	1757											1841
Swaythling (SWG)	d				1744	1800											1844
Southampton Airport Parkway (SOA)	4 d	1738			1747	1804				1808		1823			1838		1905
Portsmouth Harbour (PMH)	d		1655													1755	
Portsmouth & Southsea (PMS)	d		1700													1800	
Fratton (FTN)	d		1704													1804	
Hilsea (HLS)	d		1708													1808	
Cosham (CSA)	d		1713													1813	
Portchester (PTC)	d		1718													1818	
Fareham (FRM)	d		1724													1824	
Botley (BOE)	d		1731													1831	
Hedge End (HDE)	d		1736													1836	
Eastleigh (ESL)	3 a		1742	1750	1807											1842	1908
Eastleigh (ESL)	3 d		1743	1745	1751	1812					1812					1843	1912
Chandlers Ford (CFR)	d				1756												1856
Romsey (ROM)	a				1803												1903
Shawford (SHW)	d			1750							1817						
Winchester (WIN)	d	1748	1752	1757						1818	1823	1832			1848	1853	
Micheldever (MIC)	d		1801													1901	
Basingstoke (BSK)	a		1811	1814						1834	1839	1847				1911	
Reading (RDG)	7 a											1907					
Fleet (FLE)	a		1823													1923	
Farnborough (Main) (FNB)	a		1829													1928	
Woking (WOK)	a	1820	1838												1924	1938	
Clapham Junction (CLJ)	10 a									1911							
London Waterloo (WAT)	15 a	1849	1904							1920					1951	2004	

NOTES (see introductory pages for explanation of train operator codes and standard symbols)

- a Arrival time
- d Departure time
- A To Manchester Piccadilly
- D From Salisbury
- MFO Mondays and Fridays only

Weymouth, Bournemouth, Yarmouth (IOW), Lymington, Southampton, Portsmouth and Fareham to Winchester and London

Mondays to Fridays until 18 September

Operator	SW	SW	SW	SW	GM	XC	SW	SW	SW	SW	SW	SW	SW	SW	SW	SW	SW	XC
Days of operation/Notes	1	1	1	1	M	A	1	1	D	1	1	1	1	1	1	1	1	N
1st Class/Reservations/Bus/Ferry						1												1
Catering facilities																		
Weymouth (WEY)	d		1720		1728		1803								1820			
Upwey (UPW)	d		1724		1733										1824			
Dorchester West (DCW)	a				1741													
Dorchester South (DCH)	d		1733				1813								1833			
Moreton (Dorset) (MTN)	d		1739												1839			
Wool (WOO)	d		1745												1845			
Wareham (WRM)	d		1753				1829								1853			
Holton Heath (HOL)	d		1756												1856			
Hamworthy (HAM)	d		1801				1835								1901			
Poole (POO)	4 a		1806				1840								1906			
Poole (POO)	4 a		1758 1807				1841								1858 1907			
Parkstone (Dorset) (PKS)	d		1802				1845								1902			
Branksome (BSM)	d		1806				1848								1906			
Bournemouth (BMH)	a		1811 1817				1854								1911 1917			
Bournemouth (BMH)	d		1822			1845	1859						1902	1922				1945
Pokesdown (POK)	d		1826										1906	1926				
Christchurch (CHR)	d		1830										1910	1930				
Hinton Admiral (HNA)	d												1915					
New Milton (NWM)	d		1837										1919	1937				
Sway (SWY)	d												1924					
Yarmouth (I.O.W.) (YMH)	d								1805									
Lymington Pier (LYP)	a								1845									
Lymington Pier (LYP)	d	1829								1903							1933	
Lymington Town (LYT)	d	1831								1905							1935	
Brockenhurst (BCU)	3 a	1839	1843			1859	1913			1914	1929	1943				1944	1959	
Brockenhurst (BCU)	3 d		1844			1900	1914				1930	1944					2000	
Beaulieu Road (BEU)	d																	
Ashurst New Forest (ANF)	d												1939					
Totton (TTN)	d												1944					
Redbridge (RDB)	d								1927									
Millbrook (Hants) (MBK)	d								1931									
Southampton Central (SOU)	a		1858			1913	1928		1934			1952	1958				2013	
Southampton Central (SOU)	d		1900			1915	1930		1936			1955	2000				2015	
St Denys (SDN)	d								1941									
Swaythling (SWG)	d								1944									
Southampton Airport Parkway (SOA)	4 d		1908			1923	1938		1947			2003	2008				2023	
Portsmouth Harbour (PMH)	d							1855										
Portsmouth & Southsea (PMS)	d							1900										
Fratton (FTN)	d							1904										
Hilsea (HLS)	d							1908										
Cosham (CSA)	d							1913										
Portchester (PTC)	d							1918										
Fareham (FRM)	d							1924										
Botley (BOE)	d							1931										
Hedge End (HDE)	d							1936										
Eastleigh (ESL)	3 a							1942	1950			2006						
Eastleigh (ESL)	3 d			1912				1943	1951			2011			2011			
Chandlers Ford (CFR)	d								1956									
Romsey (ROM)	a								2003									
Shawford (SHW)	d			1917											2016			
Winchester (WIN)	d		1918	1923		1931	1948	1953					2018	2022a			2033	
Micheldever (MIC)	d							2001										
Basingstoke (BSK)	a		1934	1939		1946		2011					2034				2048	
Reading (RDG)	7 a					2009											2108	
Fleet (FLE)	a							2023										
Farnborough (Main) (FNB)	a							2028										
Woking (WOK)	a						2019	2038					2053					
Clapham Junction (CLJ)	10 a		2010										2116					
London Waterloo (WAT)	15 a		2019				2049	2105					2129					

NOTES (see introductory pages for explanation of train operator codes and standard symbols)

- a Arrival time
- d Departure time
- A To Manchester Piccadilly
- D From Salisbury
- M To Bristol Temple Meads
- N To Birmingham New Street








Mondays to Fridays until 18 September

NOTES (see introductory pages for explanation of train operator codes and standard symbols)

a	Arrival time
d	Departure time
c	Arrives 3 minutes earlier
e	Arrives 6 minutes earlier
f	Arrives 4 minutes earlier
D	From Salisbury
M	To Bristol Temple Meads
P	Also calls at Hook 2131, Winchfield 2135, Brookwood 2153, Weybridge 2205, Walton-On-Thames 2209 and Surbiton 2216
Q	Also calls at Hook 2231, Winchfield 2235, Brookwood 2253, Weybridge 2305, Walton-On-Thames 2309 and Surbiton 2316
TWX	Not Tuesdays and Wednesdays

Weymouth, Bournemouth, Yarmouth (IOW), Lymington, Southampton, Portsmouth and Fareham to Winchester and London

Mondays to Fridays until 18 September

Operator	SW	SW	SW	SW	SW	SW	SW	SW	SN	GW	SW	SW	SW	SW
Days of operation/Notes	1	1	D		1	FO	R	S	T	FX	U		D	1
1st Class/Reservations/Bus/Ferry	1	1	1	1	1	1	1	1	1	1	1	1	1	1
Weymouth (WEY)	d					2100	2100			2128			2210	2310
Upwey (UPW)	d					2104	2104			2133			2214	2314
Dorchester West (DCW)	a									2141				
Dorchester South (DCH)	d					2112	2112						2223	2322
Moreton (Dorset) (MTN)	d					2119	2119						2229	2329
Wool (WOO)	d					2125	2125						2235	2335
Wareham (WRM)	d					2132	2132						2243	2342
Holton Heath (HOL)	d													
Hamworthy (HAM)	d					2139	2139						2249	2349
Poole (POO)	4 a					2143	2143						2254	2353
Poole (POO)	4					2144	2144						2255	2354
Parkstone (Dorset) (PKS)	d					2148	2148						2259	
Branksome (BSM)	d					2152	2152						2302	
Bournemouth (BMH)	a					2158	2158						2308	0003
Bournemouth (BMH)	d					2212	2212						2312	
Pokesdown (POK)	d					2216	2216						2316	
Christchurch (CHR)	d					2220	2220						2320	
Hinton Admiral (HNA)	d					2225	2225						2325	
New Milton (NWM)	d					2229	2229						2329	
Sway (SWY)	d					2234	2234						2334	
Yarmouth (I.O.W.) (YMH)	 d			2105							2150			
Lymington Pier (LYP)	 a			2145							2230			
Lymington Pier (LYP)	d	2133			2203							2236		
Lymington Town (LYT)	d	2135			2205							2238		
Brockenhurst (BCU)	3 a	2144			2214	2238	2238					2247	2338	
Brockenhurst (BCU)	3 d					2239	2239						2339	
Beaulieu Road (BEU)	d													
Ashurst New Forest (ANF)	d					2247	2247						2347	
Totton (TTN)	d					2252	2252						2352	
Redbridge (RDB)	d			2227									2316	
Millbrook (Hants) (MBK)	d			2231									2319	
Southampton Central (SOU)	a			2234		2257	2257						2322	2357
Southampton Central (SOU)	d			2236		2300	2300	2311					2323	
St Denys (SDN)	d			2241									2328	
Swaythling (SWG)	d			2244									2331	
Southampton Airport Parkwy (SOA) 	d			2247		2308	2308	2319					2334	
Portsmouth Harbour (PMH) 	d	2155												
Portsmouth & Southsea (PMS)	d	2200												
Fratton (FTN)	d	2204												
Hilsea (HLS)	d	2208												
Cosham (CSA)	d	2213												
Portchester (PTC)	d	2218												
Fareham (FRM)	d	2224												
Botley (BOE)	d	2231												
Hedge End (HDE)	d	2236												
Eastleigh (ESL)	3 a	2242	2250			2311	2311						2338	
Eastleigh (ESL)	3 d		2251			2312	2312						2338	
Chandlers Ford (CFR)	d		2256										2343	
Romsey (ROM)	a		2303										2351	
Shawford (SHW)	d					2318	2318							
Winchester (WIN)	d					2324	2324							
Micheldever (MIC)	d					2333	2333							
Basingstoke (BSK)	a					2343	2343							
Reading (RDG)	7 a													
Fleet (FLE)	a					0001	0001							
Farnborough (Main) (FNB)	a					0006	0006							
Woking (WOK)	a					0018	0020							
Clapham Junction (CLJ)	10 a													
London Waterloo (WAT) 	15 a													

NOTES (see introductory pages for explanation of train operator codes and standard symbols)

- a** Arrival time
- d** Departure time
- D** From Salisbury
- R** Also calls at Hook 2351, Winchfield 2355 and Brookwood 0013
- S** Also calls at Hook 2351, Winchfield 2355 and Brookwood 0013
- T** To Littlehampton
- U** To Westbury
- FO** Fridays only
- FX** Not Fridays
- TWX** Not Tuesdays and Wednesdays

Weymouth, Bournemouth, Yarmouth (IOW), Lymington, Southampton, Portsmouth and Fareham to Winchester and London

Mondays to Fridays from 21 September

Operator	SW	XC	SW	SW	SW	XC	SW	SW	SW	SW	SW	SW	SW	SW	SW	SW	XC	SW
Days of operation/Notes	1	A	B	1	1	A	C	D	1	C	D	E	1	1	1	1	A	1
1st Class/Reservations/Bus/Ferry	1	1	1	1	1	1	1	1	1	1	1	1	1	1	1	1	1	1
Catering facilities	1	1	1	1	1	1	1	1	1	1	1	1	1	1	1	1	1	1
Weymouth (WEY)	d																	
Upwey (UPW)	d																	
Dorchester West (DCW)	a																	
Dorchester South (DCH)	d																	
Moreton (Dorset) (MTN)	d																	
Wool (WOO)	d																	
Wareham (WRM)	d																	
Holton Heath (HOL)	d																	
Hamworthy (HAM)	d																	
Poole (POO)	4 a																	
Poole (POO)	4 a				0457	0521				0538					0553			
Parkstone (Dorset) (PKS)	d				0501	0525				0542					0557			
Branksome (BSM)	d				0504	0528				0545					0600			
Bournemouth (BMH)	a				0509	0533				0551					0605			
Bournemouth (BMH)	d				0512	0535				0553					0609		0630	
Pokesdown (POK)	d				0515	0539									0612			
Christchurch (CHR)	d				0519	0543									0616			
Hinton Admiral (HNA)	d					0548									0621			
New Milton (NWM)	d				0526	0552									0626			
Sway (SWY)	d					0557									0630			
Yarmouth (I.O.W.) (YMH)	d																	
Lymington Pier (LYP)	a																	
Lymington Pier (LYP)	d													0614				0644
Lymington Town (LYT)	d													0616				0646
Brockenhurst (BCU)	3 a				0533	0603				0608				0625	0635		0645	0655
Brockenhurst (BCU)	3 a				0534					0609					0636		0646	
Beaulieu Road (BEU)	d																	
Ashurst New Forest (ANF)	d														0644			
Totton (TTN)	d				0545					0620					0651			
Redbridge (RDB)	d								0612									
Millbrook (Hants) (MBK)	d								0615									
Southampton Central (SOU)	a				0550				0620	0626		←			0658		0703	
Southampton Central (SOU)	d	0449	0515		0552		0615		0635	0630		0635	0644		0700		0715	
St Denys (SDN)	d	0454							←			0640	0649					
Swaythling (SWG)	d	0457										0643	0652					
Southampton Airport Parkway (SOA)	← d	0500	0523		0600		0624			0638		0647	0655		0708		0723	
Portsmouth Harbour (PMH)	d			0452				0550								0624		
Portsmouth & Southsea (PMS)	d			0457				0555								0628		
Fratton (FTN)	d			0501				0559								0632		
Hilsea (HLS)	d			0505				0603								0637		
Cosham (CSA)	d			0511				0608								0642		
Portchester (PTC)	d			0515				0613								0647		
Fareham (FRM)	d			0522				0620								0653		
Botley (BOE)	d			0530				0629								0702		
Hedge End (HDE)	d			0535				0634								0707		
Eastleigh (ESL)	3 a	0503		0543	0603			0641		←	0650	0659				0713		
Eastleigh (ESL)	3 d	0504		0543	0604			0643			0643	0651	0659			0715		
Chandlers Ford (CFR)	d							→				0656						
Romsey (ROM)	a											0703						
Shawford (SHW)	d	0510		0550							0649		0704					
Winchester (WIN)	d	0517	0531	0556	0615		0633			0648	0655		0710		0718	0725	0731	
Micheldever (MIC)	d	0526		0604							0704					0733		
Basingstoke (BSK)	a	0538	0546	0619	0634		0650			0703	0714		0727		0734	0743	0747	
Reading (RDG)	7 a		0606				0708										0809	
Fleet (FLE)	a	0550		0639									0746					
Farnborough (Main) (FNB)	a	0556		0645									0751			0758		
Woking (WOK)	a	0605		0657	0655						0734		0805			0808		
Clapham Junction (CLJ)	10 a	0625			0715													
London Waterloo (WAT)	15 a	0634		0730	0726					0747	0806		0839		0819	0836		

NOTES (see introductory pages for explanation of train operator codes and standard symbols)

- a Arrival time
- d Departure time
- A To Manchester Piccadilly
- B Also calls at Hook 0630, Winchfield 0634 and Brookwood 0652
- C Also calls at Surbiton 0747
- D From Salisbury
- E Also calls at Hook 0736, Winchfield 0741, Brookwood 0800 and Weybridge 0814

Weymouth, Bournemouth, Yarmouth (IOW), Lymington, Southampton, Portsmouth and Fareham to Winchester and London

Mondays to Fridays from 21 September

Operator	SW	SW	SW	SW	SW	XC	SW	SW	SW	SW	XC	GW	SW	SW	SW	SW
Days of operation/Notes	1	1	1	D	F	G	1	1	1	1	A	H	MFX	1	1	1
1st Class/Reservations/Bus/Ferry																
Catering facilities																
Weymouth (WEY)	d	0550						0620				0638			0650	
Upwey (UPW)	d	0554						0624				0643			0654	
Dorchester West (DCW)	a											0651				
Dorchester South (DCH)	d	0602						0632							0702	
Moreton (Dorset) (MTN)	d	0609						0639							0709	
Wool (WOO)	d	0615						0645							0715	
Wareham (WRM)	d	0625c						0653							0723	
Holton Heath (HOL)	d	0628													0727	
Hamworthy (HAM)	d	0633						0700							0732	
Poole (POO)	4 a	0639						0706							0737	
Poole (POO)	4 a	0640						0648 0708							0717 0738	
Parkstone (Dorset) (PKS)	d	0644						0652 0712							0721 0742	
Branksome (BSM)	d	0647						0655 0716							0724 0746	
Bournemouth (BMH)	a	0652						0700 0721							0729 0751	
Bournemouth (BMH)	d	0633	0655					0702 0723		0730					0733 0753	
Pokesdown (POK)	d	0637						0705							0736	
Christchurch (CHR)	d	0641						0709							0740	
Hinton Admiral (HNA)	d	0646						0714							0745	
New Milton (NWM)	d	0650						0719							0750	
Sway (SWY)	d	0655						0723							0754	
Yarmouth (I.O.W.) (YMH)	d												0655			
Lymington Pier (LYP)	a												0735			
Lymington Pier (LYP)	d						0714							0744		
Lymington Town (LYT)	d						0716							0746		
Brockenhurst (BCU)	3 a	0659					0725	0728		0745				0755	0759 0808	
Brockenhurst (BCU)	3 d	0700						0729		0746					0800 0809	
Beaulieu Road (BEU)	d														0805	
Ashurst New Forest (ANF)	d	0708						0737							0809	
Totton (TTN)	d	0713						0744							0814	
Redbridge (RDB)	d			0724												
Millbrook (Hants) (MBK)	d			0728												
Southampton Central (SOU)	a	0720 0725		0732				0752 0756		0802					0821 0826	
Southampton Central (SOU)	d	0730		0735	0737	0755		0800		0815					0830	
St Denys (SDN)	d			0740	0743											
Swaythling (SWG)	d			0743	0746											
Southampton Airport Parkway (SOA)	4 d	0738		0746	0750	0803		0809		0823					0838	
Portsmouth Harbour (PMH)	d		0650							0725						0755
Portsmouth & Southsea (PMS)	d		0655							0729						0800
Fratton (FTN)	d		0659							0733						0804
Hilsea (HLS)	d		0703							0737						0808
Cosham (CSA)	d		0708							0742						0813
Portchester (PTC)	d		0713							0747						0818
Fareham (FRM)	d		0720							0753						0824
Botley (BOE)	d		0728							0800						0831
Hedge End (HDE)	d		0733							0805						0836
Eastleigh (ESL)	3 a		0739	0749	0753					0811						0842
Eastleigh (ESL)	3 d		0743	0750	0755					0813						0843
Chandlers Ford (CFR)	d			0755												
Romsey (ROM)	a			0803												
Shawford (SHW)	d		0748		0800					0818						0848
Winchester (WIN)	d	0748	0754		0806	0811		0819	0823a	0831					0848	0855
Micheldever (MIC)	d		0803													0903
Basingstoke (BSK)	a		0813		0823	0828		0834		0846						0914
Reading (RDG)	7 a					0845				0909						
Fleet (FLE)	a		0825		0841											0926
Farnborough (Main) (FNB)	a		0831		0847											0932
Woking (WOK)	a		0840		0901			0854							0922	0942
Clapham Junction (CLJ)	10 a							0914							0942	1002
London Waterloo (WAT)	15 a	0848	0908		0936			0925							0953	1011

NOTES (see introductory pages for explanation of train operator codes and standard symbols)

- a Arrival time
- d Departure time
- c Arrives 3 minutes earlier
- A To Manchester Piccadilly
- D From Salisbury
- F Also calls at Hook 0831, Winchfield 0836, Brookwood 0856 and Surbiton 0916
- G To Newcastle
- H To Gloucester
- MFX Not Mondays and Fridays

Weymouth, Bournemouth, Yarmouth (IOW), Lymington, Southampton, Portsmouth and Fareham to Winchester and London

Mondays to Fridays from 21 September

Operator	SW	SW	SW	SW	SW	SW	XC	SW	GW	SW	SW	SW	SW	SW	SW	SW	SW
Days of operation/Notes	D	MFO					A		H	MFO	MFX						
1st Class/Reservations/Bus/Ferry							⚓										
Catering facilities																	
Weymouth (WEY)	d							0721	0733					0752			
Upwey (UPW)	d							0725	0738					0756			
Dorchester West (DCW)	a								0746								
Dorchester South (DCH)	d							0733						0805			
Moreton (Dorset) (MTN)	d							0740						0811			
Wool (WOO)	d							0746						0817			
Wareham (WRM)	d							0754						0825			
Holton Heath (HOL)	d							0757						0828			
Hamworthy (HAM)	d							0802						0833			
Poole (POO)	4 a							0807						0838			
Poole (POO)	4 a				0801			0808						0839			0853
Parkstone (Dorset) (PKS)	d				0805			0812						0843			
Branksome (BSM)	d				0808			0816						0847			
Bournemouth (BMH)	a				0813			0821						0853			0902
Bournemouth (BMH)	d				0802	0815	0840	0822						0854			0905
Pokesdown (POK)	d				0806	0819		0826									0909
Christchurch (CHR)	d				0810	0823		0830									0913
Hinton Admiral (HNA)	d				0815			0835									0918
New Milton (NWM)	d				0819	0831		0839									0922
Sway (SWY)	d				0824			0844									0927
Yarmouth (I.O.W.) (YMH)	⚓ d	0705								0745	0755						
Lymington Pier (LYP)	⚓ a	0745								0825	0835						
Lymington Pier (LYP)	d			0814								0855					
Lymington Town (LYT)	d			0816								0857					
Brockenhurst (BCU)	3 a			0825	0829	0837	0855	0849				0906		0910			0932
Brockenhurst (BCU)	3 d				0830	0840	0856	0850						0911			0933
Beaulieu Road (BEU)	d				0835												
Ashurst New Forest (ANF)	d				0839			0858									0942
Totton (TTN)	d				0844			0903					0903				0947
Redbridge (RDB)	d	0824															0925
Millbrook (Hants) (MBK)	d	0828															0929
Southampton Central (SOU)	a	0832			0852	0856	0914							0918	0926	0932	0953
Southampton Central (SOU)	d	0835			0854	0900	0915							0930		0935	0955
St Denys (SDN)	d	0840			0859											0940	
Swaythling (SWG)	d	0843			0902											0943	
Southampton Airport Parkway (SOA)	← d	0846			0905	0909	0923							0938		0946	1003
Portsmouth Harbour (PMH)	⚓ d															0855	
Portsmouth & Southsea (PMS)	d															0900	
Fratton (FTN)	d															0904	
Hilsea (HLS)	d															0908	
Cosham (CSA)	d															0913	
Portchester (PTC)	d															0918	
Fareham (FRM)	d															0924	
Botley (BOE)	d															0931	
Hedge End (HDE)	d															0936	
Eastleigh (ESL)	3 a	0850			0909											0942	0950
Eastleigh (ESL)	3 d	0850			0915		0915									0944	0950
Chandlers Ford (CFR)	d															0955	1014
Romsey (ROM)	a	0903														1003	
Shawford (SHW)	d					0921											
Winchester (WIN)	d				0919	0926a	0933							0949	0954		
Micheldever (MIC)	d														1002		
Basingstoke (BSK)	a				0935		0948								1012		
Reading (RDG)	7 a						1010										
Fleet (FLE)	a															1024	
Farnborough (Main) (FNB)	a														1029		
Woking (WOK)	a				0954									1020	1039		
Clapham Junction (CLJ)	10 a				1015												
London Waterloo (WAT)	⚓ 15 a				1026									1049	1104		

NOTES (see introductory pages for explanation of train operator codes and standard symbols)

- a Arrival time
- d Departure time
- A To Manchester Piccadilly
- D From Salisbury
- H To Gloucester
- MFO Mondays and Fridays only
- MFX Not Mondays and Fridays

Weymouth, Bournemouth, Yarmouth (IOW), Lymington, Southampton, Portsmouth and Fareham to Winchester and London

Mondays to Fridays from 21 September

Operator	SW	SW	SW	SW	XC	SW	SW	SW	SW	SW	SW	SW	SW	SW	SW	SW	SW	SW
Days of operation/Notes	1	1	1	1	A	MFO	MFX	1	1	1	1	1	1	1	1	1	1	1
1st Class/Reservations/Bus/Ferry					1													
Catering facilities					1													
Weymouth (WEY)	d		0820						0900								0920	
Upwey (UPW)	d		0824														0924	
Dorchester West (DCW)	a																	
Dorchester South (DCH)	d		0833						0910								0933	
Moreton (Dorset) (MTN)	d		0839														0940	
Wool (WOO)	d		0845														0946	
Wareham (WRM)	d		0853						0927								0953	
Holton Heath (HOL)	d		0857														0957	
Hamworthy (HAM)	d		0902						0933								1002	
Poole (POO)	4 a		0907						0938								1007	
Poole (POO)	4 a		0858 0908						0939								0958 1008	
Parkstone (Dorset) (PKS)	d		0902						0943								1002	
Branksome (BSM)	d		0906						0947								1006	
Bournemouth (BMH)	a		0911 0918						0953								1011 1018	
Bournemouth (BMH)	d		0922		0945				0957				1002				1022	
Pokesdown (POK)	d		0925										1006				1025	
Christchurch (CHR)	d		0929										1010				1029	
Hinton Admiral (HNA)	d												1015					
New Milton (NWM)	d		0936										1019				1036	
Sway (SWY)	d												1024					
Yarmouth (I.O.W.) (YMH)	d					0900	0905								0940			
Lymington Pier (LYP)	a					0940	0945								1020			
Lymington Pier (LYP)	d	0927						0957								1027		
Lymington Town (LYT)	d	0929						0959								1029		
Brockenhurst (BCU)	3 a	0937	0943		0959			1008	1012				1029			1038	1043	
Brockenhurst (BCU)	3 d		0944		1000				1013				1030				1044	
Beaulieu Road (BEU)	d												1035					
Ashurst New Forest (ANF)	d												1039					
Totton (TTN)	d												1044					
Redbridge (RDB)	d											1027						
Millbrook (Hants) (MBK)	d											1031						
Southampton Central (SOU)	a		0958		1013				1028			1034	1053				1058	
Southampton Central (SOU)	d		1000		1015				1030			1036	1055				1100	
St Denys (SDN)	d											1041						
Swaythling (SWG)	d											1044						
Southampton Airport Parkway (SOA)	4 d		1008		1023				1038			1047	1103				1108	
Portsmouth Harbour (PMH)	d										0955							
Portsmouth & Southsea (PMS)	d										1000							
Fratton (FTN)	d										1004							
Hilsea (HLS)	d										1008							
Cosham (CSA)	d										1013							
Portchester (PTC)	d										1018							
Fareham (FRM)	d										1024							
Botley (BOE)	d										1031							
Hedge End (HDE)	d										1036							
Eastleigh (ESL)	3 a			1014							1042	1050	1106					
Eastleigh (ESL)	3 d										1043	1051	1114				1114	
Chandlers Ford (CFR)	d											1056						
Romsey (ROM)	a											1103						
Shawford (SHW)	d			1019														1119
Winchester (WIN)	d		1018	1024a	1032				1048	1052							1118	1124a
Micheldever (MIC)	d									1101								
Basingstoke (BSK)	a		1034		1047					1111							1134	
Reading (RDG)	7 a				1108													
Fleet (FLE)	a										1122							
Farnborough (Main) (FNB)	a										1128							
Woking (WOK)	a									1120	1137							
Clapham Junction (CLJ)	10 a		1111														1211	
London Waterloo (WAT)	15 a		1120						1147	1206							1220	

NOTES (see introductory pages for explanation of train operator codes and standard symbols)

- a Arrival time
- d Departure time
- A To Manchester Piccadilly
- D From Salisbury
- MFO Mondays and Fridays only
- MFX Not Mondays and Fridays

Weymouth, Bournemouth, Yarmouth (IOW), Lymington, Southampton, Portsmouth and Fareham to Winchester and London

Mondays to Fridays from 21 September

Operator Days of operation/Notes 1st Class/Reservations/Bus/Ferry Catering facilities	GW H	XC A 1◇ ⚓	SW MFX 1	SW 1	SW 1	SW 1	SW D 1	SW 1	SW MFO 1	SW 1	SW 1	SW 1	SW 1	XC A 1◇ ⚓	SW MFO 1	SW MFX 1	SW 1
Weymouth (WEY)	d	0932			1000								1017				
Upwey (UPW)	d	0937											1021				
Dorchester West (DCW)	a	0945															
Dorchester South (DCH)	d				1013e								1030				
Moreton (Dorset) (MTN)	d												1036				
Wool (WOO)	d												1042				
Wareham (WRM)	d				1029								1051				
Holton Heath (HOL)	d												1054				
Hamworthy (HAM)	d				1035								1059				
Poole (POO)	4 a				1040								1104				
Poole (POO)	4 d				1041								1058 1105				
Parkstone (Dorset) (PKS)	d				1045								1102				
Branksome (BSM)	d				1048								1106				
Bournemouth (BMH)	a				1054								1111 1116				
Bournemouth (BMH)	d		1045		1059			1102				1120		1145			
Pokesdown (POK)	d							1106				1124					
Christchurch (CHR)	d							1110				1128					
Hinton Admiral (HNA)	d							1115									
New Milton (NWM)	d							1119				1135					
Sway (SWY)	d							1124									
Yarmouth (I.O.W.) (YMH)	⚓ d		1005						1020						1100	1105	
Lymington Pier (LYP)	⚓ a		1045						1100						1140	1145	
Lymington Pier (LYP)	d				1057					1127							1157
Lymington Town (LYT)	d				1059					1129							1159
Brockenhurst (BCU)	3 a		1059		1108	1113			1129	1138		1141		1159			1208
Brockenhurst (BCU)	3 d		1100			1114			1130			1142		1200			
Beaulieu Road (BEU)	d																
Ashurst New Forest (ANF)	d								1139								
Totton (TTN)	d								1144								
Redbridge (RDB)	d							1127									
Millbrook (Hants) (MBK)	d							1131									
Southampton Central (SOU)	a		1113			1128		1134	1150			1157		1213			
Southampton Central (SOU)	d		1115			1130		1136	1155			1159		1215			
St Denys (SDN)	d							1141									
Swaythling (SWG)	d							1144									
Southampton Airport Parkway (SOA)	⚓ d		1123			1138		1147	1203			1207		1223			
Portsmouth Harbour (PMH)	⚓ d					1055											
Portsmouth & Southsea (PMS)	d					1100											
Fratton (FTN)	d					1104											
Hilsea (HLS)	d					1108											
Cosham (CSA)	d					1113											
Portchester (PTC)	d					1118											
Fareham (FRM)	d					1124											
Botley (BOE)	d					1131											
Hedge End (HDE)	d					1136											
Eastleigh (ESL)	3 a					1142	1150	1206									
Eastleigh (ESL)	3 d					1143	1151	1214					1214				
Chandlers Ford (CFR)	d							1156									
Romsey (ROM)	a							1203									
Shawford (SHW)	d												1219				
Winchester (WIN)	d		1132			1148	1153					1217	1224a	1232			
Micheldever (MIC)	d						1201										
Basingstoke (BSK)	a		1147				1211					1234		1247			
Reading (RDG)	7 a		1206											1309			
Fleet (FLE)	a						1223										
Farnborough (Main) (FNB)	a						1228										
Woking (WOK)	a					1220	1238										
Clapham Junction (CLJ)	10 a											1312					
London Waterloo (WAT)	15 a					1249	1304					1321					

NOTES (see introductory pages for explanation of train operator codes and standard symbols)

- a Arrival time
- d Departure time
- e Arrives 4 minutes earlier
- A To Manchester Piccadilly
- D From Salisbury
- H To Gloucester
- MFO Mondays and Fridays only
- MFX Not Mondays and Fridays

Weymouth, Bournemouth, Yarmouth (IOW), Lymington, Southampton, Portsmouth and Fareham to Winchester and London

Mondays to Fridays from 21 September

Operator Days of operation/Notes 1st Class/Reservations/Bus/Ferry Catering facilities	SW 1	SW 1	SW D 1	SW 1	SW MFO 1	SW 1	SW 1	SW 1	SW 1	SW 1	GW H	XC A 1	SW MFX 1	SW 1	SW 1	SW 1	SN J 1	SW D 1
Weymouth (WEY)	d	1100							1117		1130				1200			
Upwey (UPW)	d								1121		1135							
Dorchester West (DCW)	a										1143							
Dorchester South (DCH)	d	1110							1130						1210			
Moreton (Dorset) (MTN)	d								1136									
Wool (WOO)	d								1143									
Wareham (WRM)	d	1127							1151						1227			
Holton Heath (HOL)	d								1154									
Hamworthy (HAM)	d	1133							1159						1233			
Poole (POO)	4 a	1138							1204						1238			
Poole (POO)	4 d	1139							1158 1205						1239			
Parkstone (Dorset) (PKS)	d	1143							1202						1243			
Branksome (BSM)	d	1147							1206						1247			
Bournemouth (BMH)	a	1153							1211 1216						1253			
Bournemouth (BMH)	d	1157			1202				1220			1245			1257			
Pokesdown (POK)	d			1206					1224									
Christchurch (CHR)	d			1210					1228									
Hinton Admiral (HNA)	d			1215														
New Milton (NWM)	d			1219					1235									
Sway (SWY)	d			1224														
Yarmouth (I.O.W.) (YMH)	d				1140								1205					
Lymington Pier (LYP)	a				1220								1245					
Lymington Pier (LYP)	d							1227							1257			
Lymington Town (LYT)	d							1229							1259			
Brockenhurst (BCU)	3 a	1212		1229				1238	1241			1259		1308	1312			
Brockenhurst (BCU)	3 d	1213		1230					1242			1300			1313			
Beaulieu Road (BEU)	d			1235														
Ashurst New Forest (ANF)	d			1239														
Totton (TTN)	d			1244														
Redbridge (RDB)	d			1227														1327
Millbrook (Hants) (MBK)	d			1231														1331
Southampton Central (SOU)	a	1228		1234	1250				1257			1313			1328			1334
Southampton Central (SOU)	d	1230		1236	1255				1259			1315			1330			1336
St Denys (SDN)	d			1241														1341
Swaythling (SWG)	d			1244														1344
Southampton Airport Parkway (SOA)	4 d	1238		1247	1303				1307			1323			1338			1347
Portsmouth Harbour (PMH)	d		1155													1255		
Portsmouth & Southsea (PMS)	d		1200													1300		
Fratton (FTN)	d		1204													1304		
Hilsea (HLS)	d		1208													1308		
Cosham (CSA)	d		1213													1313	1326	
Portchester (PTC)	d		1218													1318	1330	
Fareham (FRM)	d		1224													1324	1335	
Botley (BOE)	d		1232													1331		
Hedge End (HDE)	d		1236													1336		
Eastleigh (ESL)	3 a		1245	1250	1307											1343	1348	1350
Eastleigh (ESL)	3 d		1245	1251	1314						1314					1343		1351
Chandlers Ford (CFR)	d			1256														1356
Romsey (ROM)	a			1303														1403
Shawford (SHW)	d										1319							
Winchester (WIN)	d	1248	1255						1317		1324a		1332		1348	1353		
Micheldever (MIC)	d		1304													1401		
Basingstoke (BSK)	a		1314						1334				1349			1412		
Reading (RDG)	7 a											1408						
Fleet (FLE)	a		1326													1424		
Farnborough (Main) (FNB)	a		1332													1429		
Woking (WOK)	a	1320	1342													1420	1439	
Clapham Junction (CLJ)	10 a								1412									
London Waterloo (WAT)	15 a	1349	1409						1421							1449	1504	

NOTES (see introductory pages for explanation of train operator codes and standard symbols)

- a Arrival time
- d Departure time
- A To Manchester Piccadilly
- D From Salisbury
- H To Gloucester
- J From Brighton
- MFO Mondays and Fridays only
- MFX Not Mondays and Fridays

Weymouth, Bournemouth, Yarmouth (IOW), Lymington, Southampton, Portsmouth and Fareham to Winchester and London

Mondays to Fridays from 21 September

Operator	SW	SW	SW	SW	SW	XC	SW	SW	SW	SW	SW	SW	SW	SN	SW	SW	SW
Days of operation/Notes	1	MFO	1	1	1	A	MFO	MF	1	1	1	1	D	K	1	MFO	1
1st Class/Reservations/Bus/Ferry						1											
Catering facilities																	
Weymouth (WEY)	d				1217					1300							
Upwey (UPW)	d				1221												
Dorchester West (DCW)	a																
Dorchester South (DCH)	d				1230					1310							
Moreton (Dorset) (MTN)	d				1236												
Wool (WOO)	d				1242												
Wareham (WRM)	d				1251					1327							
Holton Heath (HOL)	d				1254												
Hamworthy (HAM)	d				1259					1333							
Poole (POO)	4 a				1304					1338							
Poole (POO)	4 d				1258 1305					1339							
Parkstone (Dorset) (PKS)	d				1302					1343							
Branksome (BSM)	d				1306					1347							
Bournemouth (BMH)	a				1311 1316					1353							
Bournemouth (BMH)	d	1302			1320		1345			1357					1402		
Pokesdown (POK)	d	1306			1324										1406		
Christchurch (CHR)	d	1310			1328										1410		
Hinton Admiral (HNA)	d	1315													1415		
New Milton (NWM)	d	1319			1335										1419		
Sway (SWY)	d	1324													1424		
Yarmouth (I.O.W.) (YMH)	d		1220					1300	1305							1340	
Lymington Pier (LYP)	a		1300					1340	1345							1420	
Lymington Pier (LYP)	d			1327						1357							1427
Lymington Town (LYT)	d			1329						1359							1429
Brockenhurst (BCU)	3 a	1329		1338	1341		1359			1408	1412				1429		1438
Brockenhurst (BCU)	3 d	1330			1342		1400				1413				1430		
Beaulieu Road (BEU)	d														1435		
Ashurst New Forest (ANF)	d	1339													1439		
Totton (TTN)	d	1344													1444		
Redbridge (RDB)	d												1427				
Millbrook (Hants) (MBK)	d												1431				
Southampton Central (SOU)	a	1350			1357		1413			1428			1434		1454		
Southampton Central (SOU)	d	1355			1359		1415			1430			1436	1445	1457		
St Denys (SDN)	d												1441				
Swaythling (SWG)	d												1444				
Southampton Airport Parkway (SOA)	4 d	1403			1407		1423			1438			1447	1453	1505		
Portsmouth Harbour (PMH)	d										1355						
Portsmouth & Southsea (PMS)	d										1400						
Fratton (FTN)	d										1404						
Hilsea (HLS)	d										1408						
Cosham (CSA)	d										1413						
Portchester (PTC)	d										1418						
Fareham (FRM)	d										1424						
Botley (BOE)	d										1431						
Hedge End (HDE)	d										1436						
Eastleigh (ESL)	3 a	1406									1442	1450			1508		
Eastleigh (ESL)	3 d	1414				1414					1443	1451			1514		
Chandlers Ford (CFR)	a											1456					
Romsey (ROM)	d											1503					
Shawford (SHW)	d					1419											
Winchester (WIN)	d				1417	1424a	1431			1448	1452						
Micheldever (MIC)	d										1501						
Basingstoke (BSK)	a				1434		1446				1511						
Reading (RDG)	7 a						1506										
Fleet (FLE)	a											1523					
Farnborough (Main) (FNB)	a											1528					
Woking (WOK)	a										1520	1538					
Clapham Junction (CLJ)	10 a				1511												
London Waterloo (WAT)	15 a				1520						1549	1604					

NOTES (see introductory pages for explanation of train operator codes and standard symbols)

- a Arrival time
- d Departure time
- A To Manchester Piccadilly
- D From Salisbury
- K To Brighton
- MFO Mondays and Fridays only
- MF Not Mondays and Fridays

Weymouth, Bournemouth, Yarmouth (IOW), Lymington, Southampton, Portsmouth and Fareham to Winchester and London

Mondays to Fridays from 21 September

Operator	SW	SW	SW	GW	XC	SW	SW	SW	SW	SW	SW	SW	SW	SW	SW	SW	SW	XC
Days of operation/Notes	1	1	1	H	A	MF	1	1	1	D	1	M	1	1	1	1	1	A
1st Class/Reservations/Bus/Ferry																		
Catering facilities																		
Weymouth (WEY)	d	1317		1328				1400								1417		
Upwey (UPW)	d	1321		1333												1421		
Dorchester West (DCW)	a			1341														
Dorchester South (DCH)	d	1330						1410								1430		
Moreton (Dorset) (MTN)	d	1336														1436		
Wool (WOO)	d	1342														1442		
Wareham (WRM)	d	1351						1426								1451		
Holton Heath (HOL)	d	1354														1454		
Hamworthy (HAM)	d	1359						1433								1459		
Poole (POO)	4 a	1404						1438								1504		
Poole (POO)	4 d	1358	1405					1439								1458	1505	
Parkstone (Dorset) (PKS)	d	1402						1443								1502		
Branksome (BSM)	d	1406						1447								1506		
Bournemouth (BMH)	a	1411	1416					1453								1511	1516	
Bournemouth (BMH)	d	1420			1445			1457			1502					1520		1545
Pokesdown (POK)	d	1424									1506					1524		
Christchurch (CHR)	d	1428									1510					1528		
Hinton Admiral (HNA)	d										1515							
New Milton (NWM)	d	1435									1519					1535		
Sway (SWY)	d										1524							
Yarmouth (I.O.W.) (YMH)	d					1405						1420						
Lymington Pier (LYP)	a					1445						1500						
Lymington Pier (LYP)	d						1457						1527					
Lymington Town (LYT)	d						1459						1529					
Brockenhurst (BCU)	3 a	1441			1459		1508	1512			1529		1538		1541		1559	
Brockenhurst (BCU)	3 d	1442			1500			1513			1530				1542		1600	
Beaulieu Road (BEU)	d																	
Ashurst New Forest (ANF)	d										1539							
Totton (TTN)	d										1544							
Redbridge (RDB)	d									1527								
Millbrook (Hants) (MBK)	d									1531								
Southampton Central (SOU)	a	1459			1513			1528		1534	1552				1557		1613	
Southampton Central (SOU)	d	1500			1515			1530		1536	1555				1559		1615	
St Denys (SDN)	d									1541								
Swaythling (SWG)	d									1544								
Southampton Airport Parkway (SOA)	4 d	1508			1523			1538		1547	1603				1607		1623	
Portsmouth Harbour (PMH)	d								1455									
Portsmouth & Southsea (PMS)	d								1500									
Fratton (FTN)	d								1504									
Hilsea (HLS)	d								1508									
Cosham (CSA)	d								1513									
Portchester (PTC)	d								1518									
Fareham (FRM)	d								1524									
Botley (BOE)	d								1531									
Hedge End (HDE)	d								1536									
Eastleigh (ESL)	3 a		1514						1542	1550	1607							
Eastleigh (ESL)	3 d								1543	1551	1614					1614		
Chandlers Ford (CFR)	d									1556								
Romsey (ROM)	a									1603								
Shawford (SHW)	d		1519														1619	
Winchester (WIN)	d	1519	1524a		1531			1548	1553						1617	1624a	1632	
Micheldever (MIC)	d								1601									
Basingstoke (BSK)	a	1536			1546				1611						1634		1647	
Reading (RDG)	7 a				1609												1705	
Fleet (FLE)	a								1623									
Farnborough (Main) (FNB)	a								1628									
Woking (WOK)	a							1620	1638									
Clapham Junction (CLJ)	10 a	1611													1711			
London Waterloo (WAT)	15 a	1620						1649	1704						1720			

NOTES (see introductory pages for explanation of train operator codes and standard symbols)

- a Arrival time
- d Departure time
- A To Manchester Piccadilly
- D From Salisbury
- H To Gloucester
- MFO Mondays and Fridays only
- MFN Not Mondays and Fridays

Weymouth, Bournemouth, Yarmouth (IOW), Lymington, Southampton, Portsmouth and Fareham to Winchester and London

Mondays to Fridays from 21 September













Operator	SW	SW	SW	SW	SW	SW	SW	SW	SW	SW	SW	SW	SW	SW	SW	SW	SW	SW
Days of operation/Notes	MFO	MF				D												
1st Class/Reservations/Bus/Ferry																		
Catering facilities																		
Weymouth (WEY)	d			1500								1517		1528				
Upwey (UPW)	d											1521		1533				
Dorchester West (DCW)	a													1541				
Dorchester South (DCH)	d			1510								1530						
Moreton (Dorset) (MTN)	d											1536						
Wool (WOO)	d											1542						
Wareham (WRM)	d			1527								1551						
Holton Heath (HOL)	d											1554						
Hamworthy (HAM)	d			1533								1559						
Poole (POO)	4 a			1538								1604						
Poole (POO)	4 a			1539								1558 1605						
Parkstone (Dorset) (PKS)	d			1543								1602						
Branksome (BSM)	d			1547								1606						
Bournemouth (BMH)	a			1553								1611 1616						
Bournemouth (BMH)	d			1557			1602					1620		1645				
Pokesdown (POK)	d						1606					1624						
Christchurch (CHR)	d						1610					1628						
Hinton Admiral (HNA)	d						1615											
New Milton (NWM)	d						1619					1635						
Sway (SWY)	d						1624											
Yarmouth (I.O.W.) (YMH)	d	1500	1505					1540									1605	
Lymington Pier (LYP)	a	1540	1545					1620									1645	
Lymington Pier (LYP)	d			1557						1627								1659
Lymington Town (LYT)	d			1559						1629								1701
Brockenhurst (BCU)	3 a			1608	1612		1628			1638	1641			1659				1709
Brockenhurst (BCU)	3 a				1613		1629				1642			1700				
Beaulieu Road (BEU)	d						1635											
Ashurst New Forest (ANF)	d						1639											
Totton (TTN)	d						1644											
Redbridge (RDB)	d					1627												
Millbrook (Hants) (MBK)	d					1631												
Southampton Central (SOU)	a			1628		1634	1650				1657			1713				
Southampton Central (SOU)	d			1630		1636	1652				1659			1715	1724			
St Denys (SDN)	d					1641	1657											
Swaythling (SWG)	d					1644	1700											
Southampton Airport Parkway (SOA)	← d			1638		1647	1704				1707			1723	1732			
Portsmouth Harbour (PMH)	d				1555													
Portsmouth & Southsea (PMS)	d				1600													
Fratton (FTN)	d				1604													
Hilsea (HLS)	d				1608													
Cosham (CSA)	d				1613													
Portchester (PTC)	d				1618													
Fareham (FRM)	d				1624													
Botley (BOE)	d				1631													
Hedge End (HDE)	d				1636													
Eastleigh (ESL)	3 a				1642	1650	1707									1735		
Eastleigh (ESL)	3 d				1643	1651	1712					1712				1745		
Chandlers Ford (CFR)	d					1656												
Romsey (ROM)	a					1703												
Shawford (SHW)	d											1717						
Winchester (WIN)	d			1648	1653						1718	1723		1731				
Micheldever (MIC)	d				1701													
Basingstoke (BSK)	a				1711						1734	1739		1746				
Reading (RDG)	7 a													1807				
Fleet (FLE)	a				1723													
Farnborough (Main) (FNB)	a				1728													
Woking (WOK)	a				1720	1738												
Clapham Junction (CLJ)	10 a										1811							
London Waterloo (WAT)	15 a				1749	1806					1820							

NOTES (see introductory pages for explanation of train operator codes and standard symbols)

- a Arrival time
- d Departure time
- A To Manchester Piccadilly
- D From Salisbury
- H To Gloucester
- MFO Mondays and Fridays only
- MF Not Mondays and Fridays

Weymouth, Bournemouth, Yarmouth (IOW), Lymington, Southampton, Portsmouth and Fareham to Winchester and London

Mondays to Fridays from 21 September

Operator Days of operation/Notes 1st Class/Reservations/Bus/Ferry Catering facilities	SW 1	SW 1	SW 1	SW D	SW 1	SW MFO 	SW 1	SW 1	SW 1	SW 1	XC A 	SW 	SW 1	SW 1	SW D	SW 1
Weymouth (WEY)	d	1600							1617						1700	
Upwey (UPW)	d								1621							
Dorchester West (DCW)	a															
Dorchester South (DCH)	d	1610							1630						1710	
Moreton (Dorset) (MTN)	d								1636							
Wool (WOO)	d								1642							
Wareham (WRM)	d	1627							1651						1727	
Holton Heath (HOL)	d								1654							
Hamworthy (HAM)	d	1633							1659						1733	
Poole (POO)	4 a	1638							1704						1738	
Poole (POO)	4 d	1639							1658 1705						1739	
Parkstone (Dorset) (PKS)	d	1643							1702						1743	
Branksome (BSM)	d	1647							1706						1747	
Bournemouth (BMH)	a	1653							1711 1716						1755	
Bournemouth (BMH)	d	1657							1720		1745				1758	
Pokesdown (POK)	d								1724							1802
Christchurch (CHR)	d								1728							1806
Hinton Admiral (HNA)	d								1714							1810
New Milton (NWM)	d								1719							1815
Sway (SWY)	d								1723							1819
Yarmouth (I.O.W.) (YMH)	 d					1620						1705				1824
Lymington Pier (LYP)	 a					1700						1745				
Lymington Pier (LYP)	d							1729					1759			
Lymington Town (LYT)	d							1731					1801			
Brockenhurst (BCU)	3 a	1712				1728		1739	1741		1759		1809	1813		1828
Brockenhurst (BCU)	3 d	1713				1729			1742		1800			1814		1829
Beaulieu Road (BEU)	d															1835
Ashurst New Forest (ANF)	d					1736										1839
Totton (TTN)	d					1742										1844
Redbridge (RDB)	d				1727											1827
Millbrook (Hants) (MBK)	d				1731											1831
Southampton Central (SOU)	a	1728			1734	1750			1757		1813			1828	1834	1853
Southampton Central (SOU)	d	1730			1736	1752			1759		1815			1830		1836
St Denys (SDN)	d				1741	1757										1857
Swaythling (SWG)	d				1744	1800										1841
Southampton Airport Parkway (SOA)	 d	1738			1747	1804			1807		1823			1838		1844
Portsmouth Harbour (PMH)	 d		1655												1755	1905
Portsmouth & Southsea (PMS)	d		1700												1800	
Fratton (FTN)	d		1704												1804	
Hilsea (HLS)	d		1708												1808	
Cosham (CSA)	d		1713												1813	
Portchester (PTC)	d		1718												1818	
Fareham (FRM)	d		1724												1824	
Botley (BOE)	d		1731												1831	
Hedge End (HDE)	d		1736												1836	
Eastleigh (ESL)	3 a		1742		1750	1807									1842	1908
Eastleigh (ESL)	3 d		1743	1745	1751	1812				1812					1843	1912
Chandlers Ford (CFR)	d				1756										1851	
Romsey (ROM)	a				1803										1856	1903
Shawford (SHW)	d			1750						1817						
Winchester (WIN)	d	1748	1752	1757					1818	1823	1832			1848	1853	
Micheldever (MIC)	d		1801												1901	
Basingstoke (BSK)	a		1811	1814					1834	1839	1847				1911	
Reading (RDG)	7 a										1907					
Fleet (FLE)	a		1823												1923	
Farnborough (Main) (FNB)	a		1829												1928	
Woking (WOK)	a	1820	1838												1938	
Clapham Junction (CLJ)	10 a								1911							
London Waterloo (WAT)	 15 a	1849	1904						1920						1951	2004

NOTES (see introductory pages for explanation of train operator codes and standard symbols)

- a Arrival time
- d Departure time
- A To Manchester Piccadilly
- D From Salisbury
- MFO Mondays and Fridays only

Weymouth, Bournemouth, Yarmouth (IOW), Lymington, Southampton, Portsmouth and Fareham to Winchester and London

Mondays to Fridays from 21 September

Operator	SW	SW	SW	SW	GW	XC	SW	SW	SW	SW	SW	SW	SW	SW	SW	SW	XC
Days of operation/Notes	1	1	1	1	L	A	1	1	D	1	1	1	1	1	1	1	M
1st Class/Reservations/Bus/Ferry						1											1
Catering facilities																	
Weymouth (WEY)	d		1717		1728		1800								1819		
Upwey (UPW)	d		1721		1733										1823		
Dorchester West (DCW)	a				1741												
Dorchester South (DCH)	d		1730				1810								1831		
Moreton (Dorset) (MTN)	d		1736												1838		
Wool (WOO)	d		1742												1844		
Wareham (WRM)	d		1751				1827								1852		
Holton Heath (HOL)	d		1754												1855		
Hamworthy (HAM)	d		1759				1833								1900		
Poole (POO)	4 a		1806				1838								1905		
Poole (POO)	4 d		1758 1807				1839								1858 1906		
Parkstone (Dorset) (PKS)	d		1802				1843								1902		
Branksome (BSM)	d		1806				1847								1906		
Bournemouth (BMH)	a		1811 1817				1853								1911 1916		
Bournemouth (BMH)	d		1820			1845	1857						1902	1920			1945
Pokesdown (POK)	d		1824										1906	1924			
Christchurch (CHR)	d		1828										1910	1928			
Hinton Admiral (HNA)	d												1915				
New Milton (NWM)	d		1835										1919	1935			
Sway (SWY)	d												1924				
Yarmouth (I.O.W.) (YMH)	d								1805								
Lymington Pier (LYP)	a								1845								
Lymington Pier (LYP)	d	1829								1903						1933	
Lymington Town (LYT)	d	1831								1905						1935	
Brockenhurst (BCU)	3 a	1839	1841			1859	1912			1914	1929	1941			1944	1959	
Brockenhurst (BCU)	3 d		1842			1900	1913				1930	1942				2000	
Beaulieu Road (BEU)	d																
Ashurst New Forest (ANF)	d										1939						
Totton (TTN)	d										1944						
Redbridge (RDB)	d							1927									
Millbrook (Hants) (MBK)	d							1931									
Southampton Central (SOU)	a		1858			1913	1928		1934		1952	1958				2013	
Southampton Central (SOU)	d		1900			1915	1930		1936		1955	2000				2015	
St Denys (SDN)	d								1941								
Swaythling (SWG)	d								1944								
Southampton Airport Parkway (SOA)	4 d		1908			1923	1938		1947		2003	2008				2023	
Portsmouth Harbour (PMH)	d							1855									
Portsmouth & Southsea (PMS)	d							1900									
Fratton (FTN)	d							1904									
Hilsea (HLS)	d							1908									
Cosham (CSA)	d							1913									
Portchester (PTC)	d							1918									
Fareham (FRM)	d							1924									
Botley (BOE)	d							1931									
Hedge End (HDE)	d							1936									
Eastleigh (ESL)	3 a			1912				1942	1950		2006						
Eastleigh (ESL)	3 d							1943	1951		2011			2011			
Chandlers Ford (CFR)	d								1956								
Romsey (ROM)	a								2003								
Shawford (SHW)	d			1917											2016		
Winchester (WIN)	d		1918	1923		1931	1948	1953					2018	2022a		2033	
Micheldever (MIC)	d							2001									
Basingstoke (BSK)	a		1934	1939		1946		2011					2034			2048	
Reading (RDG)	7 a					2009										2108	
Fleet (FLE)	a							2023									
Farnborough (Main) (FNB)	a							2028									
Woking (WOK)	a						2019	2038					2053				
Clapham Junction (CLJ)	10 a		2010										2116				
London Waterloo (WAT)	15 a		2019				2049	2105					2129				

NOTES (see introductory pages for explanation of train operator codes and standard symbols)

- a Arrival time
- d Departure time
- A To Manchester Piccadilly
- D From Salisbury
- L To Bristol Temple Meads
- M To Birmingham New Street

Weymouth, Bournemouth, Yarmouth (IOW), Lymington, Southampton, Portsmouth and Fareham to Winchester and London

Mondays to Fridays from 21 September

	Operator	SW	SW	SW	SW	SW	SW	SW	SW	SW	SW	SW	SW	SW	SW	SW	SW	SW	SW
	Days of operation/Notes	N	D																
	1st Class/Reservations/Bus/Ferry																		
Weymouth (WEY)	d	1900					1915			1957							2005	2014	
Upwey (UPW)	d						1919										2009	2019	
Dorchester West (DCW)	a																		2027
Dorchester South (DCH)	d	1910					1927			2008							2018		
Moreton (Dorset) (MTN)	d						1934										2024		
Wool (WOO)	d						1941										2030		
Wareham (WRM)	d	1927					1953e			2027c							2040		
Holton Heath (HOL)	d																		
Hamworthy (HAM)	d	1933					2000			2033							2046		
Poole (POO)	4 a	1938					2007			2038							2051		
Poole (POO)	4 d	1939				1950	2008			2039							2052		
Parkstone (Dorset) (PKS)	d	1943				1954				2043							2056		
Branksome (BSM)	d	1947				1957				2047							2100		
Bournemouth (BMH)	a	1953				2002	2017			2053							2106		
Bournemouth (BMH)	d	1957				2005	2021			2057							2110		
Pokesdown (POK)	d					2009	2024										2114		
Christchurch (CHR)	d					2013	2028										2118		
Hinton Admiral (HNA)	d					2018											2123		
New Milton (NWM)	d					2022	2035										2127		
Sway (SWY)	d					2027											2132		
Yarmouth (I.O.W.) (YMH)	⚓ d			1905												2005			
Lymington Pier (LYP)	⚓ a			1945												2045			
Lymington Pier (LYP)	d				2003				2033								2103		
Lymington Town (LYT)	d				2005				2035								2105		
Brockenhurst (BCU)	3 a	2012			2014	2032	2042		2044	2112							2114	2136	
Brockenhurst (BCU)	3 d	2013				2033	2043			2113								2137	
Beaulieu Road (BEU)	d					2038													
Ashurst New Forest (ANF)	d					2042											2145		
Totton (TTN)	d					2047											2150		
Redbridge (RDB)	d			2027										2127					
Millbrook (Hants) (MBK)	d			2031										2131					
Southampton Central (SOU)	a	2028		2034			2053	2058		2128				2134			2155		
Southampton Central (SOU)	d	2030		2036			2055	2059		2130				2136			2158		
St Denys (SDN)	d			2041										2141					
Swaythling (SWG)	d			2044										2144					
Southampton Airport Parkwy (SOA)	✈ d	2037		2047			2103	2107		2138				2147			2206		
Portsmouth Harbour (PMH)	⚓ d		1955										2055		2123				
Portsmouth & Southsea (PMS)	d		2000										2100		2127				
Fratton (FTN)	d		2004										2104		2131				
Hilsea (HLS)	d		2008										2108						
Cosham (CSA)	d		2013										2113						
Portchester (PTC)	d		2018										2118						
Fareham (FRM)	d		2027										2124		2147c				
Botley (BOE)	d		2034										2131						
Hedge End (HDE)	d		2039										2136						
Eastleigh (ESL)	3 a		2045	2050		2106		←					2142	2150	2202		2209		
Eastleigh (ESL)	3 d		2049	2051		2111		2111					2145	2151			2210		
Chandlers Ford (CFR)	d			2056		↪								2156					
Romsey (ROM)	a			2103										2203					
Shawford (SHW)	d		2054					2116									2215		
Winchester (WIN)	d	2048	2100				2118	2122a		2148	2154						2221		
Micheldever (MIC)	d		2109								2203								
Basingstoke (BSK)	a		2122				2135				2215						2240		
Reading (RDG)	7 a																		
Fleet (FLE)	a		2140								2240								
Farnborough (Main) (FNB)	a		2145								2245								
Woking (WOK)	a	2119	2158								2258								
Clapham Junction (CLJ)	10 a						2155			2219							2300		
London Waterloo (WAT)	15 a	2146	2232				2224			2246	2332						2320		

NOTES (see introductory pages for explanation of train operator codes and standard symbols)

- | | |
|------------|---|
| a | Arrival time |
| d | Departure time |
| c | Arrives 3 minutes earlier |
| e | Arrives 4 minutes earlier |
| D | From Salisbury |
| L | To Bristol Temple Meads |
| N | Also calls at Hook 2131, Winchfield 2135, Brookwood 2153, Weybridge 2205, Walton-On-Thames 2209 and Surbiton 2216 |
| P | Also calls at Hook 2231, Winchfield 2235, Brookwood 2253, Weybridge 2305, Walton-On-Thames 2309 and Surbiton 2316 |
| TWX | Not Tuesdays and Wednesdays |

Weymouth, Bournemouth, Yarmouth (IOW), Lymington, Southampton, Portsmouth and Fareham to Winchester and London

Mondays to Fridays from 21 September

Operator	SW	SW	SW	SW	SW	SW	SW	SW	SW	SW	SW	SW	SW	SW
Days of operation/Notes			D			FO	Q	R	S	TWX		FX	T	D
1st Class/Reservations/Bus/Ferry														
Weymouth (WEY)	d					2057	2057					2128		2207
Upwey (UPW)	d					2101	2101					2133		2211
Dorchester West (DCW)	a											2141		
Dorchester South (DCH)	d					2109	2109							2220
Moreton (Dorset) (MTN)	d					2116	2116							2226
Wool (WOO)	d					2122	2122							2232
Wareham (WRM)	d					2130	2130							2241
Holton Heath (HOL)	d													
Hamworthy (HAM)	d					2137	2137							2247
Poole (POO)	4 a					2142	2142							2252
Poole (POO)	4 d					2143	2143							2253
Parkstone (Dorset) (PKS)	d					2147	2147							2257
Branksome (BSM)	d					2150	2150							2301
Bournemouth (BMH)	a					2156	2156							2306
														0003
Bournemouth (BMH)	d					2210	2210							2310
Pokesdown (POK)	d					2214	2214							2314
Christchurch (CHR)	d					2218	2218							2318
Hinton Admiral (HNA)	d					2223	2223							2323
New Milton (NWM)	d					2228	2228							2328
Sway (SWY)	d					2232	2232							2332
Yarmouth (I.O.W.) (YMH)	d			2105						2150				
Lymington Pier (LYP)	a			2145						2230				
Lymington Pier (LYP)	d	2133			2203						2236			
Lymington Town (LYT)	d	2135			2205						2238			
Brockenhurst (BCU)	3 a	2144			2214	2238	2238				2247			2338
Brockenhurst (BCU)	3 d					2239	2239							2339
Beaulieu Road (BEU)	d													
Ashurst New Forest (ANF)	d					2246	2246							2346
Totton (TTN)	d					2251	2251							2351
Redbridge (RDB)	d			2227										2316
Millbrook (Hants) (MBK)	d			2231										2319
Southampton Central (SOU)	a			2234		2257	2257							2322
														2357
Southampton Central (SOU)	d			2236		2300	2300	2311						2323
St Denys (SDN)	d			2241										2328
Swaythling (SWG)	d			2244										2331
Southampton Airport Parkwy (SOA)	d			2247		2308	2308	2319						2334
Portsmouth Harbour (PMH)	d		2155											
Portsmouth & Southsea (PMS)	d		2200											
Fratton (FTN)	d		2204											
Hilsea (HLS)	d		2208											
Cosham (CSA)	d		2213											
Portchester (PTC)	d		2218											
Fareham (FRM)	d		2224											
Botley (BOE)	d		2231											
Hedge End (HDE)	d		2236											
Eastleigh (ESL)	3 a		2242	2250		2311	2311							2338
Eastleigh (ESL)	3 d			2251		2312	2312							2338
Chandlers Ford (CFR)	d			2256										2343
Romsey (ROM)	a			2303										2351
Shawford (SHW)	d					2318	2318							
Winchester (WIN)	d					2324	2324							
Micheldever (MIC)	d					2333	2333							
Basingstoke (BSK)	a					2343	2343							
Reading (RDG)	7 a													
Fleet (FLE)	a					0001	0001							
Farnborough (Main) (FNB)	a					0006	0006							
Woking (WOK)	a					0018	0020							
Clapham Junction (CLJ)	10 a													
London Waterloo (WAT)	15 a													

NOTES (see introductory pages for explanation of train operator codes and standard symbols)

- a** Arrival time
- d** Departure time
- D** From Salisbury
- Q** Also calls at Hook 2351, Winchfield 2355 and Brookwood 0013
- R** Also calls at Hook 2351, Winchfield 2355 and Brookwood 0013
- S** To Littlehampton
- T** To Westbury
- FO** Fridays only
- FX** Not Fridays
- TWX** Not Tuesdays and Wednesdays

Weymouth, Bournemouth, Yarmouth (IOW), Lymington, Southampton, Portsmouth and Fareham to Winchester and London

Saturdays until 19 September

Operator Days of operation/Notes 1st Class/Reservations/Bus/Ferry Catering facilities	SW A 1	XC B 1 ◇ 1	SW A 1	SW 1	SW C 1	SW 1	XC B 1 ◇ 1	SW 1	SW D 1	SW 1	SW 1	SW D 1	SW 1	SW 1	XC B 1 ◇ 1	SW 1	SW 1
Weymouth (WEY)	d																0542
Upwey (UPW)	d																
Dorchester West (DCW)	a																
Dorchester South (DCH)	d																0552
Moreton (Dorset) (MTN)	d																
Wool (WOO)	d																0603
Wareham (WRM)	d																0610
Holton Heath (HOL)	d																0614
Hamworthy (HAM)	d																0619
Poole (POO)	4 a																0623
Poole (POO)	4 a																0624
Parkstone (Dorset) (PKS)	d											0528					0628
Branksome (BSM)	d											0532					0632
Bournemouth (BMH)	a											0536					0638
												0541					
Bournemouth (BMH)	d											0543				0635	0642
Pokesdown (POK)	d											0547					0646
Christchurch (CHR)	d											0551					0650
Hinton Admiral (HNA)	d											0556					0655
New Milton (NWM)	d											0600					0700
Sway (SWY)	d											0605					0705
Yarmouth (I.O.W.) (YMH)	d																
Lymington Pier (LYP)	a																
Lymington Pier (LYP)	d															0627	0657
Lymington Town (LYT)	d															0629	0659
Brockenhurst (BCU)	3 a											0610				0637	0709
Brockenhurst (BCU)	3 a											0611				0649	0710
Beaulieu Road (BEU)	d																
Ashurst New Forest (ANF)	d											0618					0718
Totton (TTN)	d											0623					0723
Redbridge (RDB)	d											0616					
Millbrook (Hants) (MBK)	d											0620					
Southampton Central (SOU)	a											0623					
Southampton Central (SOU)	d	0511	0515			0530	0557	0615				0635	0630			0700	0730
St Denys (SDN)	d					0535										0635	
Swaythling (SWG)	d					0538										0640	
Southampton Airport Parkway (SOA)	d	0519	0523			0541	0605	0624				0638				0643	
Portsmouth Harbour (PMH)	d															0646	
Portsmouth & Southsea (PMS)	d											0555				0708	
Fratton (FTN)	d											0600					
Hilsea (HLS)	d											0604					
Cosham (CSA)	d					0509						0608					
Portchester (PTC)	d					0513						0613					
Fareham (FRM)	d					0520						0618					
Botley (BOE)	d					0527						0624					
Hedge End (HDE)	d					0532						0632					
Eastleigh (ESL)	3 a	0522				0538	0545	0608				0636					
Eastleigh (ESL)	3 a	0525				0546	0609					0643					
Chandlers Ford (CFR)	d											0650					
Romsey (ROM)	a											0655					
Shawford (SHW)	d					0552						0703					
Winchester (WIN)	d		0531	0536		0600c	0620	0632				0649	0655			0718	
Micheldever (MIC)	d					0608						0703				0725	
Basingstoke (BSK)	a		0546	0552		0618	0639	0647				0704	0714			0731	0748
Reading (RDG)	7 a		0609					0706								0741	
Fleet (FLE)	a															0746	
Farnborough (Main) (FNB)	a					0610						0725					
Woking (WOK)	a					0615						0731					
Clapham Junction (CLJ)	10 a					0630						0740					0822
London Waterloo (WAT)	15 a					0650						0743				0822	0848
						0659						0752	0805			0831	

NOTES (see introductory pages for explanation of train operator codes and standard symbols)

- a Arrival time
- d Departure time
- c Arrives 3 minutes earlier
- A Also calls at Hook 0601, Winchfield 0605 and Brookwood 0623
- B To Manchester Piccadilly
- C Also calls at Hook 0631, Winchfield 0635, Brookwood 0653, Weybridge 0705, Walton-On-Thames 0709 and Surbiton 0716
- D From Romsey

Weymouth, Bournemouth, Yarmouth (IOW), Lymington, Southampton, Portsmouth and Fareham to Winchester and London

Saturdays until 19 September

Operator Days of operation/Notes 1st Class/Reservations/Bus/Ferry Catering facilities	SW 1	SW E 1	SW 1	SW 1	SW 1	SW 1	GW F	XC B 1 ◇ ⌘	SW E 1	SW 1	SW 1	SW 1	SW 1	SW E 1	SW 1	SW 1	
Weymouth (WEY)	d				0617		0638					0655					
Upwey (UPW)	d				0621		0643					0659					
Dorchester West (DCW)	a						0651										
Dorchester South (DCH)	d				0629							0707					
Moreton (Dorset) (MTN)	d				0636							0714					
Wool (WOO)	d				0642							0720					
Wareham (WRM)	d				0649							0727					
Holton Heath (HOL)	d				0653							0731					
Hamworthy (HAM)	d				0658							0736					
Poole (POO)	4 a				0702							0740					
Poole (POO)	4 a			0650	0703							0741					
Parkstone (Dorset) (PKS)	d			0654	0707							0745					
Branksome (BSM)	d			0657	0711							0749					
Bournemouth (BMH)	a			0702	0717							0754					
Bournemouth (BMH)	d			0705	0722		0745					0759			0802		
Pokesdown (POK)	d			0709	0726										0806		
Christchurch (CHR)	d			0713	0730										0810		
Hinton Admiral (HNA)	d			0718											0815		
New Milton (NWM)	d			0722	0737										0819		
Sway (SWY)	d			0727											0824		
Yarmouth (I.O.W.) (YMH)	d									0705							
Lymington Pier (LYP)	a									0745							
Lymington Pier (LYP)	d				0727						0757					0827	
Lymington Town (LYT)	d				0729						0759					0829	
Brockenhurst (BCU)	3 a			0732	0737	0743		0759			0807	0813			0829	0837	
Brockenhurst (BCU)	3 d			0733		0744		0800				0814			0830		
Beaulieu Road (BEU)	d														0835		
Ashurst New Forest (ANF)	d														0839		
Totton (TTN)	d				0740										0844		
Redbridge (RDB)	d		0721							0821							
Millbrook (Hants) (MBK)	d		0724							0824							
Southampton Central (SOU)	a		0730	0752		0758		0813	0827			0828		←	0852		
Southampton Central (SOU)	d		0736	0755		0800		0815	0835			0830			0835	0855	
St Denys (SDN)	d		0741						→						0840		
Swaythling (SWG)	d		0744												0843		
Southampton Airport Parkway (SOA)	← d		0747	0803		0808		0823				0838			0846	0903	
Portsmouth Harbour (PMH)	d	0655											0755				
Portsmouth & Southsea (PMS)	d	0700											0800				
Fratton (FTN)	d	0704											0804				
Hilsea (HLS)	d	0708											0808				
Cosham (CSA)	d	0713											0813				
Portchester (PTC)	d	0718											0818				
Fareham (FRM)	d	0724											0824				
Botley (BOE)	d	0732											0832				
Hedge End (HDE)	d	0736											0836				
Eastleigh (ESL)	3 a	0743	0750	0806		→							0843	0849	0906		
Eastleigh (ESL)	3 d	0743	0751	0812		0812							0843	0850	0914		
Chandlers Ford (CFR)	d		0756	→										0855	→		
Romsey (ROM)	a		0803											0903			
Shawford (SHW)	d					0817											
Winchester (WIN)	d	0753			0818	0822a		0831				0848	0853				
Micheldever (MIC)	d	0801											0901				
Basingstoke (BSK)	a	0811			0834			0846					0911				
Reading (RDG)	7 a							0907									
Fleet (FLE)	a	0823											0923				
Farnborough (Main) (FNB)	a	0829											0928				
Woking (WOK)	a	0839										0920	0938				
Clapham Junction (CLJ)	10 a				0911												
London Waterloo (WAT)	15 a	0904			0920							0947	1004				

NOTES (see introductory pages for explanation of train operator codes and standard symbols)

- a Arrival time
- d Departure time
- B To Manchester Piccadilly
- E From Salisbury
- F To Gloucester

Weymouth, Bournemouth, Yarmouth (IOW), Lymington, Southampton, Portsmouth and Fareham to Winchester and London

Saturdays until 19 September

Operator	SW	SW	SW	GW	XC	SW	SW	SW	SW	SW	SW	SW	SW	SW	SW	XC	SW
Days of operation/Notes	1	1	1	F	B	1	1	1	1	E	1	1	1	1	1	B	1
1st Class/Reservations/Bus/Ferry					1											1	
Catering facilities																	
Weymouth (WEY)	d	0720		0733				0803							0820		
Upwey (UPW)	d	0724		0738											0824		
Dorchester West (DCW)	a			0746													
Dorchester South (DCH)	d	0732						0813							0833		
Moreton (Dorset) (MTN)	d	0739													0839		
Wool (WOO)	d	0745													0845		
Wareham (WRM)	d	0753						0829							0853		
Holton Heath (HOL)	d	0756													0856		
Hamworthy (HAM)	d	0801						0835							0901		
Poole (POO)	4 a	0806						0840							0906		
Poole (POO)	4 d	0758	0807					0841							0858	0907	
Parkstone (Dorset) (PKS)	d	0802						0845							0902		
Branksome (BSM)	d	0806						0848							0906		
Bournemouth (BMH)	a	0811	0817					0854							0911	0917	
Bournemouth (BMH)	d	0822			0845			0859				0902			0922		0945
Pokesdown (POK)	d	0826										0906			0926		
Christchurch (CHR)	d	0830										0910			0930		
Hinton Admiral (HNA)	d											0915					
New Milton (NWM)	d	0837										0919			0937		
Sway (SWY)	d											0924					
Yarmouth (I.O.W.) (YMH)	d					0745											0900
Lymington Pier (LYP)	a					0825											0940
Lymington Pier (LYP)	d						0857						0927				
Lymington Town (LYT)	d						0859						0929				
Brockenhurst (BCU)	3 a	0843			0859		0907	0913				0929	0937		0943		0959
Brockenhurst (BCU)	3 d	0844			0900			0914				0930			0944		1000
Beaulieu Road (BEU)	d																
Ashurst New Forest (ANF)	d											0939					
Totton (TTN)	d											0944					
Redbridge (RDB)	d											0927					
Millbrook (Hants) (MBK)	d											0931					
Southampton Central (SOU)	a	0858			0913			0928				0934	0950		0958		1013
Southampton Central (SOU)	d	0900			0915			0930				0936	0955		1000		1015
St Denys (SDN)	d											0941					
Swaythling (SWG)	d											0944					
Southampton Airport Parkway (SOA)	d	0908			0923			0938				0947	1003		1008		1023
Portsmouth Harbour (PMH)	d								0855								
Portsmouth & Southsea (PMS)	d								0900								
Fratton (FTN)	d								0904								
Hilsea (HLS)	d								0908								
Cosham (CSA)	d								0913								
Portchester (PTC)	d								0918								
Fareham (FRM)	d								0924								
Botley (BOE)	d								0932								
Hedge End (HDE)	d								0936								
Eastleigh (ESL)	3 a								0943	0950	1006						
Eastleigh (ESL)	3 d		0914						0943	0951	1014				1014		
Chandlers Ford (CFR)	d									0956							
Romsey (ROM)	a									1003							
Shawford (SHW)	d		0919													1019	
Winchester (WIN)	d	0918	0924a		0932			0948	0953						1018	1024a	1031
Micheldever (MIC)	d								1001								
Basingstoke (BSK)	a	0934			0947				1011						1034		1046
Reading (RDG)	7 a				1007												1106
Fleet (FLE)	a																
Farnborough (Main) (FNB)	a									1023							
Woking (WOK)	a								1020	1028							
Clapham Junction (CLJ)	10 a	1011								1038							
London Waterloo (WAT)	15 a	1020						1047	1106						1111		1120

NOTES (see introductory pages for explanation of train operator codes and standard symbols)

- a Arrival time
- d Departure time
- B To Manchester Piccadilly
- E From Salisbury
- F To Gloucester

Weymouth, Bournemouth, Yarmouth (IOW), Lymington, Southampton, Portsmouth and Fareham to Winchester and London

Saturdays until 19 September


























Operator	SW	SW	SW	SW	SW	SW	SW	SW	SW	SW	SW	SW	SW	SW	SW	SW	SW	SW
Days of operation/Notes	1	1	1	E	1	1	1	1	1	1	1	1	1	1	1	1	1	1
1st Class/Reservations/Bus/Ferry																		
Catering facilities																		
Weymouth (WEY)	d		0903							0920		0930				1003		
Upwey (UPW)	d									0924		0935						
Dorchester West (DCW)	a											0943						
Dorchester South (DCH)	d		0913							0933						1013		
Moreton (Dorset) (MTN)	d									0939								
Wool (WOO)	d									0945								
Wareham (WRM)	d		0929							0953						1029		
Holton Heath (HOL)	d									0956								
Hamworthy (HAM)	d		0935							1001						1035		
Poole (POO)	4 a		0940							1006						1040		
Poole (POO)	4 d		0941							0958 1007						1041		
Parkstone (Dorset) (PKS)	d		0945							1002						1045		
Branksome (BSM)	d		0948							1006						1048		
Bournemouth (BMH)	a		0954							1011 1017						1054		
Bournemouth (BMH)	d		0959							1022			1045			1059		1102
Pokesdown (POK)	d									1026								1106
Christchurch (CHR)	d									1030								1110
Hinton Admiral (HNA)	d																	1115
New Milton (NWM)	d									1037								1119
Sway (SWY)	d																	1124
Yarmouth (I.O.W.) (YMH)	d						0940											
Lymington Pier (LYP)	a						1020											
Lymington Pier (LYP)	d	0957							1027						1057			
Lymington Town (LYT)	d	0959							1029						1059			
Brockenhurst (BCU)	3 a	1007	1013			1029			1037	1043			1059	1107	1113			1129
Brockenhurst (BCU)	3 d		1014			1030				1044			1100		1114			1130
Beaulieu Road (BEU)	d					1035												
Ashurst New Forest (ANF)	d					1039												1139
Totton (TTN)	d					1044												1144
Redbridge (RDB)	d				1027													1127
Millbrook (Hants) (MBK)	d				1031													1131
Southampton Central (SOU)	a		1028		1034	1053				1058			1113		1128		1134	1153
Southampton Central (SOU)	d		1030		1036	1055				1100			1115		1130		1136	1155
St Denys (SDN)	d				1041													1141
Swaythling (SWG)	d				1044													1144
Southampton Airport Parkway (SOA)	d		1038		1047	1103				1108			1123		1138		1147	1203
Portsmouth Harbour (PMH)	d			0955												1055		
Portsmouth & Southsea (PMS)	d			1000												1100		
Fratton (FTN)	d			1004												1104		
Hilsea (HLS)	d			1008												1108		
Cosham (CSA)	d			1013												1113		
Portchester (PTC)	d			1018												1118		
Fareham (FRM)	d			1024												1124		
Botley (BOE)	d			1032												1132		
Hedge End (HDE)	d			1036												1136		
Eastleigh (ESL)	3 a			1043	1050	1106										1143	1150	1206
Eastleigh (ESL)	3 d			1043	1051	1114					1114					1143	1151	1214
Chandlers Ford (CFR)	d				1056												1156	
Romsey (ROM)	a				1103												1203	
Shawford (SHW)	d										1119							
Winchester (WIN)	d		1048	1053						1118	1124a		1132		1148	1153		
Micheldever (MIC)	d			1101												1201		
Basingstoke (BSK)	a			1111						1134			1147			1211		
Reading (RDG)	7 a												1207					
Fleet (FLE)	a			1123												1223		
Farnborough (Main) (FNB)	a			1128												1228		
Woking (WOK)	a			1120	1138										1220	1238		
Clapham Junction (CLJ)	10 a									1211								
London Waterloo (WAT)	15 a			1150	1209					1224					1248	1306		

NOTES (see introductory pages for explanation of train operator codes and standard symbols)

- a Arrival time
- d Departure time
- B To Manchester Piccadilly
- E From Salisbury
- F To Gloucester

Weymouth, Bournemouth, Yarmouth (IOW), Lymington, Southampton, Portsmouth and Fareham to Winchester and London

Saturdays until 19 September

Operator	SW	SW	SW	SW	SW	XC B	SW	SW	SW	SW	SW	SW	SW	SW	SW	SW	SW	SW
Days of operation/Notes 1st Class/Reservations/Bus/Ferry Catering facilities																		
Weymouth (WEY)	d			1021					1103								1120	
Upwey (UPW)	d			1025													1124	
Dorchester West (DCW)	a																	
Dorchester South (DCH)	d			1033					1113								1133	
Moreton (Dorset) (MTN)	d			1040													1139	
Wool (WOO)	d			1046													1145	
Wareham (WRM)	d			1053					1129								1153	
Holton Heath (HOL)	d			1057													1156	
Hamworthy (HAM)	d			1102					1135								1201	
Poole (POO)	4 a			1106					1140								1206	
Poole (POO)	4 d			1058 1107					1141							1158	1207	
Parkstone (Dorset) (PKS)	d			1102					1145							1202		
Branksome (BSM)	d			1106					1148							1206		
Bournemouth (BMH)	a			1111 1117					1154							1211	1217	
Bournemouth (BMH)	d			1122		1145			1159				1202				1222	
Pokesdown (POK)	d			1126									1206				1226	
Christchurch (CHR)	d			1130									1210				1230	
Hinton Admiral (HNA)	d												1215					
New Milton (NWM)	d			1137									1219				1237	
Sway (SWY)	d												1224					
Yarmouth (I.O.W.) (YMH)	 d	1020					1100							1140				
Lymington Pier (LYP)	 a	1100					1140							1220				
Lymington Pier (LYP)	d		1127					1157								1227		
Lymington Town (LYT)	d		1129					1159								1229		
Brockenhurst (BCU)	3 a		1137	1143		1159		1207	1213				1229			1237	1243	
Brockenhurst (BCU)	3 d			1144		1200			1214				1230				1244	
Beaulieu Road (BEU)	d												1235					
Ashurst New Forest (ANF)	d												1239					
Totton (TTN)	d												1244					
Redbridge (RDB)	d												1227					
Millbrook (Hants) (MBK)	d												1231					
Southampton Central (SOU)	a			1158		1213			1228				1234	1251			1258	
Southampton Central (SOU)	d			1200		1215			1230				1236	1255			1300	
St Denys (SDN)	d												1241					
Swaythling (SWG)	d												1244					
Southampton Airport Parkwy (SOA) 	d			1208		1223			1238				1247	1303			1308	
Portsmouth Harbour (PMH) 	d									1155								
Portsmouth & Southsea (PMS)	d									1200								
Fratton (FTN)	d									1204								
Hilsea (HLS)	d									1208								
Cosham (CSA)	d									1213								
Portchester (PTC)	d									1218								
Fareham (FRM)	d									1224								
Botley (BOE)	d									1232								
Hedge End (HDE)	d									1236								
Eastleigh (ESL)	3 a									1243	1250	1306						
Eastleigh (ESL)	3 d				1214					1243	1251	1314					1314	
Chandlers Ford (CFR)	d										1256							
Romsey (ROM)	a										1303							
Shawford (SHW)	d				1219												1319	
Winchester (WIN)	d			1218	1224a	1231			1248	1253						1318	1324a	
Micheldever (MIC)	d									1302								
Basingstoke (BSK)	a			1234		1246				1312						1334		
Reading (RDG)	7 a					1306												
Fleet (FLE)	a									1323								
Farnborough (Main) (FNB)	a									1329								
Woking (WOK)	a									1320	1338							
Clapham Junction (CLJ)	10 a			1311												1411		
London Waterloo (WAT) 	15 a			1320						1349	1404					1420		

NOTES (see introductory pages for explanation of train operator codes and standard symbols)

- a Arrival time
- d Departure time
- B To Manchester Piccadilly
- E From Salisbury

Weymouth, Bournemouth, Yarmouth (IOW), Lymington, Southampton, Portsmouth and Fareham to Winchester and London

Saturdays until 19 September

Operator Days of operation/Notes 1st Class/Reservations/Bus/Ferry Catering facilities	GW F	XC B 1◇ 1	SW 1	SW 1	SW 1	SW E 1	SW 1	SW 1	SW 1	SW 1	SW 1	SW 1	SW 1	XC B 1◇ 1	SW 1	SW 1	SW 1	SW 1
Weymouth (WEY)	d	1130			1203								1220				1303	
Upwey (UPW)	d	1135											1224					
Dorchester West (DCW)	a	1143																
Dorchester South (DCH)	d				1213								1233				1313	
Moreton (Dorset) (MTN)	d												1239					
Wool (WOO)	d												1245					
Wareham (WRM)	d				1229								1253				1329	
Holton Heath (HOL)	d												1256					
Hamworthy (HAM)	d				1235								1301				1335	
Poole (POO)	4 a				1240								1306				1340	
Poole (POO)	4 a				1241								1258 1307				1341	
Parkstone (Dorset) (PKS)	d				1245								1302				1345	
Branksome (BSM)	d				1248								1306				1348	
Bournemouth (BMH)	a				1254								1311 1317				1354	
Bournemouth (BMH)	d		1245		1259			1302					1322		1345		1359	
Pokesdown (POK)	d							1306					1326					
Christchurch (CHR)	d							1310					1330					
Hinton Admiral (HNA)	d							1315										
New Milton (NWM)	d							1319					1337					
Sway (SWY)	d							1324										
Yarmouth (I.O.W.) (YMH)	d								1220						1300			
Lymington Pier (LYP)	a								1300						1340			
Lymington Pier (LYP)	d			1257							1327					1357		
Lymington Town (LYT)	d			1259							1329					1359		
Brockenhurst (BCU)	3 a		1259	1307	1313			1329			1337	1343		1359		1407	1413	
Brockenhurst (BCU)	3 d		1300		1314			1330				1344		1400			1414	
Beaulieu Road (BEU)	d																	
Ashurst New Forest (ANF)	d							1339										
Totton (TTN)	d							1344										
Redbridge (RDB)	d						1327											
Millbrook (Hants) (MBK)	d						1331											
Southampton Central (SOU)	a		1313		1328		1334	1350				1358		1413			1428	
Southampton Central (SOU)	d		1315		1330		1336	1355				1400		1415			1430	
St Denys (SDN)	d						1341											
Swaythling (SWG)	d						1344											
Southampton Airport Parkway (SOA)	d		1323		1338		1347	1403				1408		1423			1438	
Portsmouth Harbour (PMH)	d					1255												1355
Portsmouth & Southsea (PMS)	d					1300												1400
Fratton (FTN)	d					1304												1404
Hilsea (HLS)	d					1308												1408
Cosham (CSA)	d					1313												1413
Portchester (PTC)	d					1318												1418
Fareham (FRM)	d					1324												1424
Botley (BOE)	d					1332												1432
Hedge End (HDE)	d					1336												1436
Eastleigh (ESL)	3 a					1343	1350	1406										1443
Eastleigh (ESL)	3 d					1343	1351	1414					1414					1443
Chandlers Ford (CFR)	d						1356											
Romsey (ROM)	a						1403											
Shawford (SHW)	d												1419					
Winchester (WIN)	d		1332		1348	1353						1418	1424a	1431			1448	1453
Micheldever (MIC)	d					1401												1501
Basingstoke (BSK)	a		1347			1411						1434		1446				1511
Reading (RDG)	7 a		1409											1505				
Fleet (FLE)	a					1423												1523
Farnborough (Main) (FNB)	a					1428												1528
Woking (WOK)	a				1420	1438											1520	1538
Clapham Junction (CLJ)	10 a											1511						
London Waterloo (WAT)	15 a				1449	1504						1520					1549	1604

NOTES (see introductory pages for explanation of train operator codes and standard symbols)

- a Arrival time
- d Departure time
- B To Manchester Piccadilly
- E From Salisbury
- F To Gloucester

Weymouth, Bournemouth, Yarmouth (IOW), Lymington, Southampton, Portsmouth and Fareham to Winchester and London

Saturdays until 19 September

Operator Days of operation/Notes 1st Class/Reservations/Bus/Ferry Catering facilities	SW E □	SW □ □	SW □ □	SW □ □	SW □ □	SW □ □	SW □ □	GW F □	XC B □ □ □	SW □ □	SW □ □	SW □ □	SW E □ □	SW □ □	SW □ □	SW □ □
Weymouth (WEY)	d					1320		1330			1403					
Upwey (UPW)	d					1324		1335								
Dorchester West (DCW)	a							1343								
Dorchester South (DCH)	d					1333					1413					
Moreton (Dorset) (MTN)	d					1339										
Wool (WOO)	d					1345										
Wareham (WRM)	d					1353					1429					
Holton Heath (HOL)	d					1356										
Hamworthy (HAM)	d					1401					1435					
Poole (POO)	4 a					1406					1440					
Poole (POO)	4 a					1358 1407					1441					
Parkstone (Dorset) (PKS)	d					1402					1445					
Branksome (BSM)	d					1406					1448					
Bournemouth (BMH)	a					1411 1417					1454					
Bournemouth (BMH)	d		1402			1422			1445		1459			1502		
Pokesdown (POK)	d		1406			1426								1506		
Christchurch (CHR)	d		1410			1430								1510		
Hinton Admiral (HNA)	d		1415											1515		
New Milton (NWM)	d		1419			1437								1519		
Sway (SWY)	d		1424											1524		
Yarmouth (I.O.W.) (YMH)	⚓ d			1340											1420	
Lymington Pier (LYP)	⚓ a			1420											1500	
Lymington Pier (LYP)	d				1427					1457						1527
Lymington Town (LYT)	d				1429					1459						1529
Brockenhurst (BCU)	3 a		1429		1437	1443			1459	1507	1513			1529		1537
Brockenhurst (BCU)	3 d		1430			1444			1500		1514			1530		
Beaulieu Road (BEU)	d		1435													
Ashurst New Forest (ANF)	d		1439											1539		
Totton (TTN)	d		1444											1544		
Redbridge (RDB)	d	1427												1527		
Millbrook (Hants) (MBK)	d	1431												1531		
Southampton Central (SOU)	a	1434	1450			1458			1513		1528		1534	1550		
Southampton Central (SOU)	d	1436	1455			1500			1515		1530		1536	1555		
St Denys (SDN)	d	1441											1541			
Swaythling (SWG)	d	1444											1544			
Southampton Airport Parkway (SOA) ✈	d	1447	1503			1508			1523		1538		1547	1603		
Portsmouth Harbour (PMH) ⚓	d											1455				
Portsmouth & Southsea (PMS)	d											1500				
Fratton (FTN)	d											1504				
Hilsea (HLS)	d											1508				
Cosham (CSA)	d											1513				
Portchester (PTC)	d											1518				
Fareham (FRM)	d											1524				
Botley (BOE)	d											1532				
Hedge End (HDE)	d											1536				
Eastleigh (ESL)	3 a	1450	1506				←					1543	1550	1606		
Eastleigh (ESL)	3 d	1451	1514				1514					1543	1551	1614		
Chandlers Ford (CFR)	d	1456	→										1556	→		
Romsey (ROM)	a	1503											1603			
Shawford (SHW)	d						1519									
Winchester (WIN)	d					1518	1524a		1533		1548	1553				
Micheldever (MIC)	d											1601				
Basingstoke (BSK)	a					1534			1548			1611				
Reading (RDG)	7 a								1606							
Fleet (FLE)	a											1623				
Farnborough (Main) (FNB)	a											1628				
Woking (WOK)	a											1620	1638			
Clapham Junction (CLJ)	10 a					1611										
London Waterloo (WAT) ⚓ 15 a	⚓ 15 a					1620					1648	1704				

NOTES (see introductory pages for explanation of train operator codes and standard symbols)

- a Arrival time
- d Departure time
- B To Manchester Piccadilly
- E From Salisbury
- F To Gloucester

Weymouth, Bournemouth, Yarmouth (IOW), Lymington, Southampton, Portsmouth and Fareham to Winchester and London

Saturdays until 19 September

Days of operation/Notes 1st Class/Reservations/Bus/Ferry Catering facilities	Operator	SW	SW	SW	XC B	SW	SW	SW	SW	SW E	SW	SW	SW	SW	SW	SW	SW	GW F	XC B
		⏰	⏰	⏰	⏰ ⚡	🚢	⏰	⏰	⏰	⏰	⏰	🚢	⏰	⏰	⏰	⏰	⏰		⏰ ⚡
Weymouth (WEY)	d		1420					1503								1520		1530	
Upwey (UPW)	d		1424													1524		1535	
Dorchester West (DCW)	a																	1543	
Dorchester South (DCH)	d		1433					1513								1533			
Moreton (Dorset) (MTN)	d		1439													1539			
Wool (WOO)	d		1445													1545			
Wareham (WRM)	d		1453					1529								1553			
Holton Heath (HOL)	d		1456													1556			
Hamworthy (HAM)	d		1501					1535								1601			
Poole (POO)	4 a		1506					1540								1606			
Poole (POO)	4 d	1458	1507					1541							1558	1607			
Parkstone (Dorset) (PKS)	d	1502						1545							1602				
Branksome (BSM)	d	1506						1548							1606				
Bournemouth (BMH)	a	1511	1517					1554							1611	1617			
Bournemouth (BMH)	d		1522		1545			1559			1602				1622				1645
Pokesdown (POK)	d		1526								1606				1626				
Christchurch (CHR)	d		1530								1610				1630				
Hinton Admiral (HNA)	d										1615								
New Milton (NWM)	d		1537								1619				1637				
Sway (SWY)	d										1624								
Yarmouth (I.O.W.) (YMH)	🚢 d					1500						1540							
Lymington Pier (LYP)	🚢 a					1540						1620							
Lymington Pier (LYP)	d						1557						1627						
Lymington Town (LYT)	d						1559						1629						
Brockenhurst (BCU)	3 a	1543		1559		1607	1613				1629		1637		1643			1659	
Brockenhurst (BCU)	3 d	1544		1600			1614				1630				1644			1700	
Beaulieu Road (BEU)	d										1635								
Ashurst New Forest (ANF)	d										1639								
Totton (TTN)	d										1644								
Redbridge (RDB)	d									1627									
Millbrook (Hants) (MBK)	d									1631									
Southampton Central (SOU)	a	1558		1613			1628			1634	1650				1658			1713	
Southampton Central (SOU)	d	1600		1615			1630			1636	1655				1700			1715	
St Denys (SDN)	d									1641									
Swaythling (SWG)	d									1644									
Southampton Airport Parkwy (SOA) 🛩️	d	1608		1623			1638			1647	1703				1708			1723	
Portsmouth Harbour (PMH)	🚢 d							1555											
Portsmouth & Southsea (PMS)	d							1600											
Fratton (FTN)	d							1604											
Hilsea (HLS)	d							1608											
Cosham (CSA)	d							1613											
Portchester (PTC)	d							1618											
Fareham (FRM)	d							1624											
Botley (BOE)	d							1632											
Hedge End (HDE)	d							1636											
Eastleigh (ESL)	3 a			👉				1643	1650	1706							👉		
Eastleigh (ESL)	3 d			1614					1643	1651	1714					1714			
Chandlers Ford (CFR)	d								1643	1656	👈								
Romsey (ROM)	a								1656	1703									
Shawford (SHW)	d			1619													1719		
Winchester (WIN)	d	1618	1624a	1631			1648	1653							1718	1724a		1732	
Micheldever (MIC)	d							1701											
Basingstoke (BSK)	a	1634		1646				1711							1734			1747	
Reading (RDG)	7 a			1706														1808	
Fleet (FLE)	a																		
Farnborough (Main) (FNB)	a							1723											
Woking (WOK)	a							1728											
Woking (WOK)	a							1720	1738										
Clapham Junction (CLJ)	10 a	1711													1811				
London Waterloo (WAT)	🚉 15 a	1720					1748	1804							1820				

NOTES (see introductory pages for explanation of train operator codes and standard symbols)

a Arrival time
d Departure time
B To Manchester Piccadilly
E From Salisbury
F To Gloucester

Weymouth, Bournemouth, Yarmouth (IOW), Lymington, Southampton, Portsmouth and Fareham to Winchester and London

Saturdays until 19 September

Operator	SW	SW	SW	SW	SW	SW	SW	SW	SW	SW	SW	XC	SW	SW	SW	SW	SW
Days of operation/Notes	1	1	1	E	1	1	1	1	1	1	1	B	1	1	1	1	1
1st Class/Reservations/Bus/Ferry																	
Catering facilities																	
Weymouth (WEY)	d	1603								1620					1703		
Upwey (UPW)	d									1624							
Dorchester West (DCW)	a																
Dorchester South (DCH)	d	1613								1633					1713		
Moreton (Dorset) (MTN)	d									1639							
Wool (WOO)	d									1645							
Wareham (WRM)	d	1629								1653					1729		
Holton Heath (HOL)	d									1656							
Hamworthy (HAM)	d	1635								1701					1735		
Poole (POO)	4 a	1640								1706					1740		
Poole (POO)	4 d	1641								1658 1707					1741		
Parkstone (Dorset) (PKS)	d	1645								1702					1745		
Branksome (BSM)	d	1648								1706					1748		
Bournemouth (BMH)	a	1654								1711 1717					1754		
Bournemouth (BMH)	d	1659				1702				1722		1745			1759		
Pokesdown (POK)	d					1706				1726							
Christchurch (CHR)	d					1710				1730							
Hinton Admiral (HNA)	d					1715											
New Milton (NWM)	d					1719				1737							
Sway (SWY)	d					1724											
Yarmouth (I.O.W.) (YMH)	d						1620						1705				
Lymington Pier (LYP)	a						1700						1745				
Lymington Pier (LYP)	d	1657						1727						1757			
Lymington Town (LYT)	d	1659						1729						1759			
Brockenhurst (BCU)	3 a	1707	1713			1729		1737		1743		1759		1807	1813		
Brockenhurst (BCU)	3 d		1714			1730				1744		1800			1814		
Beaulieu Road (BEU)	d																
Ashurst New Forest (ANF)	d					1739											
Totton (TTN)	d					1744											
Redbridge (RDB)	d			1727													1827
Millbrook (Hants) (MBK)	d			1731													1831
Southampton Central (SOU)	a	1728		1734		1750				1758		1813			1828		1834
Southampton Central (SOU)	d	1730		1736	1741	1755				1800		1815			1830		1836
St Denys (SDN)	d			1741	1746												1841
Swaythling (SWG)	d			1744	1749												1844
Southampton Airport Parkwy (SOA)	d	1738		1747	1752	1803				1808		1823			1838		1847
Portsmouth Harbour (PMH)	d		1655													1755	
Portsmouth & Southsea (PMS)	d		1700													1800	
Fratton (FTN)	d		1704													1804	
Hilsea (HLS)	d		1708													1808	
Cosham (CSA)	d		1713													1813	
Portchester (PTC)	d		1718													1818	
Fareham (FRM)	d		1724													1824	
Botley (BOE)	d		1732													1832	
Hedge End (HDE)	d		1736													1836	
Eastleigh (ESL)	3 a		1743	1750	1756	1806									1843	1850	
Eastleigh (ESL)	3 d		1743	1751	1759	1814					1814				1843	1851	
Chandlers Ford (CFR)	d			1756												1856	
Romsey (ROM)	a			1803												1903	
Shawford (SHW)	d				1804						1819						
Winchester (WIN)	d	1748	1753		1810					1818	1824a	1831			1848	1853	
Micheldever (MIC)	d		1801		1819											1901	
Basingstoke (BSK)	a		1811		1829					1834		1846				1911	
Reading (RDG)	7 a											1908					
Fleet (FLE)	a		1823													1923	
Farnborough (Main) (FNB)	a		1828													1928	
Woking (WOK)	a	1820	1838												1920	1938	
Clapham Junction (CLJ)	10 a									1911							
London Waterloo (WAT)	15 a	1847	1904							1920					1946	2004	

NOTES (see introductory pages for explanation of train operator codes and standard symbols)

- a Arrival time
- d Departure time
- B To Manchester Piccadilly
- E From Salisbury

Weymouth, Bournemouth, Yarmouth (IOW), Lymington, Southampton, Portsmouth and Fareham to Winchester and London

Saturdays until 19 September

Operator Days of operation/Notes 1st Class/Reservations/Bus/Ferry Catering facilities	SW 1	SW 1	SW 1	SW 1	SW 1	GW G	XC B 1 1 1	SW 1 1 1	SW 1	SW 1	SW 1	SW 1	SW E 1	SW 1	SW 1	SW 1	SW 1	SW 1
Weymouth (WEY)	d			1720		1734				1803							1820	
Upwey (UPW)	d			1724		1739											1824	
Dorchester West (DCW)	a					1747												
Dorchester South (DCH)	d			1733						1813							1833	
Moreton (Dorset) (MTN)	d			1739													1839	
Wool (WOO)	d			1745													1845	
Wareham (WRM)	d			1753						1829							1853	
Holton Heath (HOL)	d			1756													1856	
Hamworthy (HAM)	d			1801						1835							1901	
Poole (POO)	4 a			1806						1840							1906	
Poole (POO)	4 d			1758 1807						1841							1858 1907	
Parkstone (Dorset) (PKS)	d			1802						1845							1902	
Branksome (BSM)	d			1806						1848							1906	
Bournemouth (BMH)	a			1811 1817						1854							1911 1917	
Bournemouth (BMH)	d	1802		1822			1845			1859				1902			1922	
Pokesdown (POK)	d	1806		1826										1906			1926	
Christchurch (CHR)	d	1810		1830										1910			1930	
Hinton Admiral (HNA)	d	1815												1915				
New Milton (NWM)	d	1819		1837										1919			1937	
Sway (SWY)	d	1824												1924				
Yarmouth (I.O.W.) (YMH)	d							1805										
Lymington Pier (LYP)	a							1845										
Lymington Pier (LYP)	d		1827							1857						1927		
Lymington Town (LYT)	d		1829							1859						1929		
Brockenhurst (BCU)	3 a	1829	1837	1843			1859		1907	1913				1929	1937	1943		
Brockenhurst (BCU)	3 d	1830		1844			1900			1914				1930		1944		
Beaulieu Road (BEU)	d	1835																
Ashurst New Forest (ANF)	d	1839												1939				
Totton (TTN)	d	1844												1944				
Redbridge (RDB)	d												1927					
Millbrook (Hants) (MBK)	d												1931					
Southampton Central (SOU)	a	1853		1858			1913			1928			1934	1950		1958		
Southampton Central (SOU)	d	1855		1900			1915			1930			1936	1955		2000		
St Denys (SDN)	d												1941					
Swaythling (SWG)	d												1944					
Southampton Airport Parkway (SOA)	d	1903		1908			1923			1938			1947	2003		2008		
Portsmouth Harbour (PMH)	d											1855						
Portsmouth & Southsea (PMS)	d											1900						
Fratton (FTN)	d											1904						
Hilsea (HLS)	d											1908						
Cosham (CSA)	d											1913						
Portchester (PTC)	d											1918						
Fareham (FRM)	d											1924						
Botley (BOE)	d											1932						
Hedge End (HDE)	d											1936						
Eastleigh (ESL)	3 a	1906										1943	1950	2006				
Eastleigh (ESL)	3 d	1914			1914							1943	1951	2014				2014
Chandlers Ford (CFR)	d												1956					
Romsey (ROM)	a												2003					
Shawford (SHW)	d				1919													2019
Winchester (WIN)	d			1918	1924a		1932			1948	1953					2018	2024a	
Micheldever (MIC)	d										2001							
Basingstoke (BSK)	a			1934			1947				2013					2034		
Reading (RDG)	7 a						2011											
Fleet (FLE)	a											2025						
Farnborough (Main) (FNB)	a											2031						
Woking (WOK)	a										2020	2040						
Clapham Junction (CLJ)	10 a			2011												2110		
London Waterloo (WAT)	15 a			2020						2046	2109					2119		

NOTES (see introductory pages for explanation of train operator codes and standard symbols)

- a Arrival time
- d Departure time
- B To Manchester Piccadilly
- E From Salisbury
- G To Bristol Temple Meads

Weymouth, Bournemouth, Yarmouth (IOW), Lymington, Southampton, Portsmouth and Fareham to Winchester and London

Saturdays until 19 September

Operator	GW	XC	SW	SW	SW	SW	SW	SW	SW	SW	SW	SW	SW	SW	SW	GW	SW
Days of operation/Notes	H	J	⚓	⚓	⚓	K	E	⚓	⚓	⚓	⚓	⚓	⚓	⚓	⚓	L	M
1st Class/Reservations/Bus/Ferry																	
Weymouth (WEY)	d	1845			1903							1920				1938	
Upwey (UPW)	d	1850										1924					
Dorchester West (DCW)	a	1858														1948	
Dorchester South (DCH)	d				1913							1933					
Moreton (Dorset) (MTN)	d											1939					
Wool (WOO)	d											1945					
Wareham (WRM)	d				1929							1953					
Holton Heath (HOL)	d											1956					
Hamworthy (HAM)	d				1935							2001					
Poole (POO)	4 a				1940							2006					
Poole (POO)	4 d				1941							1958 2007				2040	
Parkstone (Dorset) (PKS)	d				1945							2002				2044	
Branksome (BSM)	d				1948							2006				2048	
Bournemouth (BMH)	a				1954							2011 2017				2054	
Bournemouth (BMH)	d		1945		1959			2002				2022				2059	
Pokesdown (POK)	d							2006				2026					
Christchurch (CHR)	d							2010				2030					
Hinton Admiral (HNA)	d							2015									
New Milton (NWM)	d							2019				2037					
Sway (SWY)	d							2024									
Yarmouth (I.O.W.) (YMH)	⚓ d		1905											2005			
Lymington Pier (LYP)	⚓ a		1945											2045			
Lymington Pier (LYP)	d			1957						2027						2057	
Lymington Town (LYT)	d			1959						2029						2059	
Brockenhurst (BCU)	3 a		1959	2007	2013			2029	2037			2043				2107	2113
Brockenhurst (BCU)	3 d		2000		2014			2030				2044				2114	
Beaulieu Road (BEU)	d							2035									
Ashurst New Forest (ANF)	d							2039									
Totton (TTN)	d							2044									
Redbridge (RDB)	d							2027									
Millbrook (Hants) (MBK)	d							2031									
Southampton Central (SOU)	a		2013		2028			2034	2050			2058				2128	
Southampton Central (SOU)	d		2015		2030			2036	2055			2100				2130	
St Denys (SDN)	d							2041									
Swaythling (SWG)	d							2044									
Southampton Airport Parkway (SOA) ↔	d		2023		2038			2047	2103			2108				2138	
Portsmouth Harbour (PMH)	⚓ d					1955											2055
Portsmouth & Southsea (PMS)	d					2000											2100
Fratton (FTN)	d					2004											2104
Hilsea (HLS)	d					2008											2108
Cosham (CSA)	d					2013											2113
Portchester (PTC)	d					2018											2118
Fareham (FRM)	d					2024											2124
Botley (BOE)	d					2032											2132
Hedge End (HDE)	d					2036											2136
Eastleigh (ESL)	3 a					2043	2050	2106									2143
Eastleigh (ESL)	3 d					2044	2051	2114				2114					2144
Chandlers Ford (CFR)	d						2056										
Romsey (ROM)	a						2103										
Shawford (SHW)	d												2119				
Winchester (WIN)	d		2032		2048	2053						2118	2124a			2148	2153
Micheldever (MIC)	d					2102											2202
Basingstoke (BSK)	a		2047			2115						2134					2215
Reading (RDG)	7 a		2106														
Fleet (FLE)	a					2140											2240
Farnborough (Main) (FNB)	a					2145											2245
Woking (WOK)	a				2119	2158						2154				2219	2258
Clapham Junction (CLJ)	10 a					2226						2214					2327
London Waterloo (WAT)	15 a				2145	2235						2223				2244	2336

NOTES (see introductory pages for explanation of train operator codes and standard symbols)

- a Arrival time
- d Departure time
- E From Salisbury
- H Runs until 12 September. To Bristol Temple Meads
- J To Birmingham New Street
- K Also calls at Hook 2131, Winchfield 2135, Brookwood 2153, Weybridge 2205, Walton-On-Thames 2209 and Surbiton 2215
- L Runs until 12 September. To Swindon
- M Also calls at Hook 2231, Winchfield 2235, Brookwood 2253, Weybridge 2305, Walton-On-Thames 2309 and Surbiton 2316

Weymouth, Bournemouth, Yarmouth (IOW), Lymington, Southampton, Portsmouth and Fareham to Winchester and London

Saturdays until 19 September

Operator	SW	GW	SW	SW	GW	SW	SW	SW	SW	SW	SW	SW	SW	SW	SW	SW	SW
Days of operation/Notes	E	N	W	W	G	W	W	W	W	W	W	W	W	W	W	W	W
1st Class/Reservations/Bus/Ferry	1	1	1	1	1	1	1	1	1	1	1	1	1	1	1	1	1
Weymouth (WEY)	d			2010	2040		2057								2210		2310
Upwey (UPW)	d			2014	2045		2101								2214		2314
Dorchester West (DCW)	a				2053												
Dorchester South (DCH)	d			2022			2110								2222		2322
Moreton (Dorset) (MTN)	d			2029			2116								2229		2329
Wool (WOO)	d			2035			2122								2235		2335
Wareham (WRM)	d			2042			2130								2242		2342
Holton Heath (HOL)	d																
Hamworthy (HAM)	d			2049			2136								2249		2349
Poole (POO)	4 a			2053			2141								2253		2353
Poole (POO)	4 d			2054			2142					2154			2254		2354
Parkstone (Dorset) (PKS)	d			2058			2146					2158			2258		
Branksome (BSM)	d			2102			2149					2201			2302		
Bournemouth (BMH)	a			2108			2155					2207			2307		0003
Bournemouth (BMH)	d			2112			2159					2212			2312		
Pokesdown (POK)	d			2116								2216			2316		
Christchurch (CHR)	d			2120								2220			2320		
Hinton Admiral (HNA)	d			2125								2225			2325		
New Milton (NWM)	d			2129								2229			2329		
Sway (SWY)	d			2134								2234			2334		
Yarmouth (I.O.W.) (YMH)	d									2105			2150				
Lymington Pier (LYP)	a									2145			2230				
Lymington Pier (LYP)	d			2127								2203			2236		
Lymington Town (LYT)	d			2129								2205			2238		
Brockenhurst (BCU)	3 a			2137	2138		2213					2213	2238		2246	2338	
Brockenhurst (BCU)	3 d				2140		2214					2239			2339		
Beaulieu Road (BEU)	d																
Ashurst New Forest (ANF)	d			2147								2247			2347		
Totton (TTN)	d			2152								2252			2352		
Redbridge (RDB)	d	2127								2227							
Millbrook (Hants) (MBK)	d	2131								2231							
Southampton Central (SOU)	a	2134		2158			2228	2234				2257			2357		
Southampton Central (SOU)	d	2136		2200			2230	2236				2300			2359		
St Denys (SDN)	d	2141						2241							0004		
Swaythling (SWG)	d	2144						2244							0007		
Southampton Airport Parkway (SOA)	4 d	2147		2208			2238	2247				2308			0010		
Portsmouth Harbour (PMH)	d		2123			2155										2324	
Portsmouth & Southsea (PMS)	d		2127			2200										2328	
Fratton (FTN)	d		2131			2204										2332	
Hilsea (HLS)	d					2208										2336	
Cosham (CSA)	d					2213										2342	
Portchester (PTC)	d					2218										2347	
Fareham (FRM)	d		2148			2224										2353	
Botley (BOE)	d					2232										0001	
Hedge End (HDE)	d					2236										0005	
Eastleigh (ESL)	3 a	2150	2201	2211		2243	2242	2250				2311			0014	0011	
Eastleigh (ESL)	3 d	2151		2212			2247	2251				2313				0018	
Chandlers Ford (CFR)	d	2156						2256									
Romsey (ROM)	a	2203						2303									
Shawford (SHW)	d			2217								2318					
Winchester (WIN)	d			2223			2256					2324				0026a	
Micheldever (MIC)	d											2332					
Basingstoke (BSK)	a			2239			2315					2343					
Reading (RDG)	7 a																
Fleet (FLE)	a											0001					
Farnborough (Main) (FNB)	a											0006					
Woking (WOK)	a			2300			2335					0018					
Clapham Junction (CLJ)	10 a			2323			0001					0053					
London Waterloo (WAT)	15 a			2332			0012					0103					

NOTES (see introductory pages for explanation of train operator codes and standard symbols)

- a Arrival time
- d Departure time
- E From Salisbury
- G To Bristol Temple Meads
- N To Westbury
- P Also calls at Hook 2351, Winchfield 2355, Brookwood 0013, West Byfleet 0024, Weybridge 0029, Walton-On-Thames 0033, Surbiton 0039 and Wimbledon 0047

Weymouth, Bournemouth, Yarmouth (IOW), Lymington, Southampton, Portsmouth and Fareham to Winchester and London

Saturdays from 26 September

Operator	SW	XC	SW	SW	SW	SW	XC	SW	SW	SW	SW	SW	SW	SW	XC	SW	SW	SW
Days of operation/Notes	A	B	A		C		B		D				D		B			
1st Class/Reservations/Bus/Ferry		1					1								1			
Catering facilities		1					1								1			
Weymouth (WEY)	d															0537		
Upwey (UPW)	d																	
Dorchester West (DCW)	a																	
Dorchester South (DCH)	d															0547		
Moreton (Dorset) (MTN)	d																	
Wool (WOO)	d															0558		
Wareham (WRM)	d															0606		
Holton Heath (HOL)	d															0610		
Hamworthy (HAM)	d															0615		
Poole (POO)	4 a															0620		
Poole (POO)	4 a															0621		
Parkstone (Dorset) (PKS)	d										0525					0625		
Branksome (BSM)	d										0529					0625		
Bournemouth (BMH)	a										0533					0629		
											0538					0635		
Bournemouth (BMH)	d										0539				0635	0639		
Pokesdown (POK)	d										0543					0642		
Christchurch (CHR)	d										0547					0646		
Hinton Admiral (HNA)	d										0552					0652		
New Milton (NWM)	d										0556					0656		
Sway (SWY)	d										0601					0701		
Yarmouth (I.O.W.) (YMH)	d																	
Lymington Pier (LYP)	a																	
Lymington Pier (LYP)	d														0627			
Lymington Town (LYT)	d														0629			
Brockenhurst (BCU)	3 a										0605				0637	0649	0706	
Brockenhurst (BCU)	3 a										0606					0650	0707	
Beaulieu Road (BEU)	d																	
Ashurst New Forest (ANF)	d										0614					0714		
Totton (TTN)	d										0619					0720		
Redbridge (RDB)	d										0616							0721
Millbrook (Hants) (MBK)	d										0620							0724
Southampton Central (SOU)	a										0623	0628	←			0704	0728	0730
Southampton Central (SOU)	d	0508	0515			0526	0557	0615			0635	0630		0635	0700	0715	0730	0736
St Denys (SDN)	d					0531					→			0640				0741
Swaythling (SWG)	d					0535								0643				0744
Southampton Airport Parkway (SOA)	✈ d	0516	0523			0538	0605	0624			0638			0646	0708	0723	0738	0747
Portsmouth Harbour (PMH)	d								0540				0555					0655
Portsmouth & Southsea (PMS)	d								0544				0600					0700
Fratton (FTN)	d								0548				0604					0704
Hilsea (HLS)	d												0608					0708
Cosham (CSA)	d					0509					0556		0613					0713
Portchester (PTC)	d					0513							0618					0718
Fareham (FRM)	d					0520					0605		0624					0724
Botley (BOE)	d					0527							0632					0732
Hedge End (HDE)	d					0532							0636					0736
Eastleigh (ESL)	3 a	0520	←		0538	0542	0608		0618				0643	0650	0711			0743 0750
Eastleigh (ESL)	3 d	0525		0525		0543	0609						0643	0650	0713			0743 0751
Chandlers Ford (CFR)	d	→											0655					0756
Romsey (ROM)	a												0703					0803
Shawford (SHW)	d					0549							0649		0718			
Winchester (WIN)	d		0531	0536		0557c	0620	0632				0649	0655		0725	0731	0748	0753
Micheldever (MIC)	d					0607							0703					0801
Basingstoke (BSK)	a		0546	0553		0618	0639	0647				0704	0714		0741	0746		0811
Reading (RDG)	7 a		0609					0706								0805		
Fleet (FLE)	a			0610		0640							0725					0823
Farnborough (Main) (FNB)	a			0615		0645							0731					0829
Woking (WOK)	a			0630		0658	0659					0723	0740			0822		0839
Clapham Junction (CLJ)	10 a			0650		0728						0743			0822			
London Waterloo (WAT)	15 a			0659		0737	0729					0752	0805		0831		0848	0904

NOTES (see introductory pages for explanation of train operator codes and standard symbols)

- a Arrival time
- d Departure time
- c Arrives 3 minutes earlier
- A Also calls at Hook 0601, Winchfield 0605 and Brookwood 0623
- B To Manchester Piccadilly
- C Also calls at Hook 0631, Winchfield 0635, Brookwood 0653, Weybridge 0705, Walton-On-Thames 0709 and Surbiton 0717
- D From Romsey
- E From Salisbury

Weymouth, Bournemouth, Yarmouth (IOW), Lymington, Southampton, Portsmouth and Fareham to Winchester and London

Saturdays from 26 September

Operator Days of operation/Notes 1st Class/Reservations/Bus/Ferry Catering facilities	SW 1	SW 1	SW 1	SW 1	SW 1	GW F	XC B 1 1 1	SW E 1	SW 1 1	SW 1	SW 1	SW 1	SW E 1	SW 1	SW 1	SW 1	SW 1	SW 1
Weymouth (WEY)	d				0612		0638					0652						0717
Upwey (UPW)	d				0616		0643					0656						0721
Dorchester West (DCW)	a						0651											
Dorchester South (DCH)	d				0624							0706c						0729
Moreton (Dorset) (MTN)	d				0631							0713						0736
Wool (WOO)	d				0637							0719						0742
Wareham (WRM)	d				0645							0726						0751
Holton Heath (HOL)	d				0649							0730						0754
Hamworthy (HAM)	d				0654							0735						0759
Poole (POO)	4 a				0659							0740						0804
Poole (POO)	4 a				0700							0741					0758	0805
Parkstone (Dorset) (PKS)	d				0704							0745					0802	
Branksome (BSM)	d				0708							0748					0806	
Bournemouth (BMH)	a				0714							0754					0811	0816
Bournemouth (BMH)	d				0702							0757					0802	0820
Pokesdown (POK)	d				0705												0806	0824
Christchurch (CHR)	d				0709												0810	0828
Hinton Admiral (HNA)	d				0714												0815	
New Milton (NWM)	d				0719												0819	0835
Sway (SWY)	d				0723												0824	
Yarmouth (I.O.W.) (YMH)	d											0655						
Lymington Pier (LYP)	a											0735						
Lymington Pier (LYP)	d	0657			0727							0757					0827	
Lymington Town (LYT)	d	0659			0729							0759					0829	
Brockenhurst (BCU)	3 a	0707	0728	0737	0740			0759				0807	0812			0829	0837	0841
Brockenhurst (BCU)	3 d		0729		0741			0800				0813				0830		0842
Beaulieu Road (BEU)	d															0835		
Ashurst New Forest (ANF)	d				0736											0839		
Totton (TTN)	d				0743											0844		
Redbridge (RDB)	d																	
Millbrook (Hants) (MBK)	d																	
Southampton Central (SOU)	a				0752			0813	0827			0828				0852		0857
Southampton Central (SOU)	d				0755			0815	0835			0830				0835	0855	0859
St Denys (SDN)	d															0840		
Swaythling (SWG)	d															0843		
Southampton Airport Parkway (SOA)	d				0803			0823				0838				0846	0903	0907
Portsmouth Harbour (PMH)	d												0755					
Portsmouth & Southsea (PMS)	d												0800					
Fratton (FTN)	d												0804					
Hilsea (HLS)	d												0808					
Cosham (CSA)	d												0813					
Portchester (PTC)	d												0818					
Fareham (FRM)	d												0824					
Botley (BOE)	d												0832					
Hedge End (HDE)	d												0836					
Eastleigh (ESL)	3 a				0806								0843	0849	0906			
Eastleigh (ESL)	3 d				0812								0843	0850	0914			0914
Chandlers Ford (CFR)	d													0855				
Romsey (ROM)	a													0903				
Shawford (SHW)	d																	
Winchester (WIN)	d				0818	0822a		0831				0848	0853				0917	0924a
Micheldever (MIC)	d												0901					
Basingstoke (BSK)	a				0834			0846					0911				0934	
Reading (RDG)	7 a							0907										
Fleet (FLE)	a																	
Farnborough (Main) (FNB)	a												0923					
Woking (WOK)	a												0928					
Clapham Junction (CLJ)	10 a				0911								0938				1011	
London Waterloo (WAT)	15 a				0920								0948	1004			1020	

NOTES (see introductory pages for explanation of train operator codes and standard symbols)

- a Arrival time
- d Departure time
- c Arrives 3 minutes earlier
- B To Manchester Piccadilly
- E From Salisbury
- F To Gloucester

Weymouth, Bournemouth, Yarmouth (IOW), Lymington, Southampton, Portsmouth and Fareham to Winchester and London

Saturdays from 26 September

Operator Days of operation/Notes 1st Class/Reservations/Bus/Ferry Catering facilities	GW F	XC B 1◇ ⚓	SW 1 ⚓	SW 1	SW 1	SW 1	SW E 1	SW 1	SW 1	SW 1	SW 1	SW 1	SW 1	XC B 1◇ ⚓	SW 1 ⚓	SW 1	SW 1	SW 1	SW E 1
Weymouth (WEY)	d	0733			0800								0820				0900		
Upwey (UPW)	d	0738											0824						
Dorchester West (DCW)	a	0746																	
Dorchester South (DCH)	d				0810								0833				0910		
Moreton (Dorset) (MTN)	d												0840						
Wool (WOO)	d												0846						
Wareham (WRM)	d				0827								0853				0927		
Holton Heath (HOL)	d												0857						
Hamworthy (HAM)	d				0833								0902				0933		
Poole (POO)	4 a				0838								0906				0938		
Poole (POO)	4 a				0839								0858 0907				0939		
Parkstone (Dorset) (PKS)	d				0843								0902				0943		
Branksome (BSM)	d				0847								0906				0947		
Bournemouth (BMH)	a				0853								0911 0918				0953		
Bournemouth (BMH)	d		0845		0857			0902					0922		0945		0957		
Pokesdown (POK)	d							0906					0925						
Christchurch (CHR)	d							0910					0929						
Hinton Admiral (HNA)	d							0915											
New Milton (NWM)	d							0919					0936						
Sway (SWY)	d							0924											
Yarmouth (I.O.W.) (YMH)	⚓ d			0755											0905				
Lymington Pier (LYP)	⚓ a			0835											0945				
Lymington Pier (LYP)	d				0857					0927						0957			
Lymington Town (LYT)	d				0859					0929						0959			
Brockenhurst (BCU)	3 a		0859		0907	0912			0929	0937		0943		0959		1007	1012		
Brockenhurst (BCU)	3 d		0900			0913			0930			0944		1000			1013		
Beaulieu Road (BEU)	d																		
Ashurst New Forest (ANF)	d								0939										
Totton (TTN)	d								0944										
Redbridge (RDB)	d							0927											1027
Millbrook (Hants) (MBK)	d							0931											1031
Southampton Central (SOU)	a		0913			0928		0934	0950			0958		1013			1028		1034
Southampton Central (SOU)	d		0915			0930		0936	0955			1000		1015			1030		1036
St Denys (SDN)	d							0941											1041
Swaythling (SWG)	d							0944											1044
Southampton Airport Parkway (SOA) ✈	d		0923			0938		0947	1003			1008		1023			1038		1047
Portsmouth Harbour (PMH)	⚓ d							0855											0955
Portsmouth & Southsea (PMS)	d							0900											1000
Fratton (FTN)	d							0904											1004
Hilsea (HLS)	d							0908											1008
Cosham (CSA)	d							0913											1013
Portchester (PTC)	d							0918											1018
Fareham (FRM)	d							0924											1024
Botley (BOE)	d							0932											1032
Hedge End (HDE)	d							0936											1036
Eastleigh (ESL)	3 a							0943	0950	1006									1043 1050
Eastleigh (ESL)	3 d							0943	0951	1014				1014					1043 1051
Chandlers Ford (CFR)	d							0956		1003									1056
Romsey (ROM)	a																		1103
Shawford (SHW)	d													1019					
Winchester (WIN)	d		0932			0948	0953					1018	1024a	1031			1048	1053	
Micheldever (MIC)	d						1001											1101	
Basingstoke (BSK)	a		0947				1011					1034		1046				1111	
Reading (RDG)	7 a		1007											1106					
Fleet (FLE)	a						1023											1123	
Farnborough (Main) (FNB)	a						1028											1128	
Woking (WOK)	a					1020	1038										1120	1138	
Clapham Junction (CLJ)	10 a											1111							
London Waterloo (WAT)	15 a					1047	1106					1120					1150	1209	

NOTES (see introductory pages for explanation of train operator codes and standard symbols)

- a Arrival time
- d Departure time
- B To Manchester Piccadilly
- E From Salisbury
- F To Gloucester

Weymouth, Bournemouth, Yarmouth (IOW), Lymington, Southampton, Portsmouth and Fareham to Winchester and London

Saturdays from 26 September

Operator Days of operation/Notes 1st Class/Reservations/Bus/Ferry Catering facilities	SW 1	SW 1	SW 1	SW 1	SW 1	GW F	XC B 1	SW 1	SW 1	SW 1	SW 1	SW 1	SW 1	SW 1	SW 1	SW 1	SW 1	XC B 1
Weymouth (WEY)	d			0920		0930				1003							1017	
Upwey (UPW)	d			0924		0935											1021	
Dorchester West (DCW)	a					0943												
Dorchester South (DCH)	d			0933						1014							1030	
Moreton (Dorset) (MTN)	d			0939													1036	
Wool (WOO)	d			0945													1042	
Wareham (WRM)	d			0953						1029							1051	
Holton Heath (HOL)	d			0956													1054	
Hamworthy (HAM)	d			1001						1036							1059	
Poole (POO)	4 a			1006						1040							1104	
Poole (POO)	4 d			0958 1007						1041							1058 1105	
Parkstone (Dorset) (PKS)	d			1002						1045							1102	
Branksome (BSM)	d			1006						1049							1106	
Bournemouth (BMH)	a			1011 1017						1054							1111 1116	
Bournemouth (BMH)	d	1002		1022			1045			1058				1102			1120	1145
Pokesdown (POK)	d	1006		1025										1106			1124	
Christchurch (CHR)	d	1010		1029										1110			1128	
Hinton Admiral (HNA)	d	1015												1115				
New Milton (NWM)	d	1019		1036										1119			1135	
Sway (SWY)	d	1024												1124				
Yarmouth (I.O.W.) (YMH)	d							1005										
Lymington Pier (LYP)	a							1045										
Lymington Pier (LYP)	d		1027						1057							1127		
Lymington Town (LYT)	d		1029						1059							1129		
Brockenhurst (BCU)	3 a	1029	1037	1043			1059		1107	1112				1129	1137	1141		1159
Brockenhurst (BCU)	3 d	1030		1044			1100			1113				1130		1142		1200
Beaulieu Road (BEU)	d	1035																
Ashurst New Forest (ANF)	d	1039												1139				
Totton (TTN)	d	1044												1144				
Redbridge (RDB)	d													1127				
Millbrook (Hants) (MBK)	d													1131				
Southampton Central (SOU)	a	1053		1058			1113			1128				1134	1153		1157	1213
Southampton Central (SOU)	d	1055		1100			1115			1130				1136	1155		1159	1215
St Denys (SDN)	d													1141				
Swaythling (SWG)	d													1144				
Southampton Airport Parkway (SOA)	d	1103		1108			1123			1138				1147	1203		1207	1223
Portsmouth Harbour (PMH)	d											1055						
Portsmouth & Southsea (PMS)	d											1100						
Fratton (FTN)	d											1104						
Hilsea (HLS)	d											1108						
Cosham (CSA)	d											1113						
Portchester (PTC)	d											1118						
Fareham (FRM)	d											1124						
Botley (BOE)	d											1132						
Hedge End (HDE)	d											1136						
Eastleigh (ESL)	3 a	1106										1143	1150	1206				
Eastleigh (ESL)	3 d	1114			1114							1143	1151	1214			1214	
Chandlers Ford (CFR)	d												1156					
Romsey (ROM)	a												1203					
Shawford (SHW)	d				1119												1219	
Winchester (WIN)	d			1118	1124a		1132			1148	1153					1217	1224a	1231
Micheldever (MIC)	d										1201							
Basingstoke (BSK)	a			1134			1147				1211					1234		1246
Reading (RDG)	7 a						1207											1306
Fleet (FLE)	a											1223						
Farnborough (Main) (FNB)	a											1228						
Woking (WOK)	a										1220	1238						
Clapham Junction (CLJ)	10 a			1211												1311		
London Waterloo (WAT)	15 a			1224							1248	1306				1320		

NOTES (see introductory pages for explanation of train operator codes and standard symbols)

- a Arrival time
- d Departure time
- B To Manchester Piccadilly
- E From Salisbury
- F To Gloucester

Weymouth, Bournemouth, Yarmouth (IOW), Lymington, Southampton, Portsmouth and Fareham to Winchester and London

Saturdays from 26 September

Operator	SW	SW	SW	SW	SW	SW	SW	SW	SW	SW	SW	SW	SW	SW	SW	SW	SW	SW
Days of operation/Notes																		
1st Class/Reservations/Bus/Ferry																		
Catering facilities																		
Weymouth (WEY)	d			1100						1118		1130				1200		
Upwey (UPW)	d									1122		1135						
Dorchester West (DCW)	a											1143						
Dorchester South (DCH)	d			1110						1130						1210		
Moreton (Dorset) (MTN)	d									1137								
Wool (WOO)	d									1143								
Wareham (WRM)	d			1127						1151						1227		
Holton Heath (HOL)	d									1155								
Hamworthy (HAM)	d			1133						1200						1233		
Poole (POO)	4 a			1138						1205						1238		
Poole (POO)	4 d			1139						1158 1206						1239		
Parkstone (Dorset) (PKS)	d			1143						1202						1243		
Branksome (BSM)	d			1147						1206						1247		
Bournemouth (BMH)	a			1153						1211 1216						1253		
Bournemouth (BMH)	d			1157						1220				1245		1257		1302
Pokesdown (POK)	d									1206								1306
Christchurch (CHR)	d									1210								1310
Hinton Admiral (HNA)	d									1215								1315
New Milton (NWM)	d									1219								1319
Sway (SWY)	d									1224								1324
Yarmouth (I.O.W.) (YMH)	d	1105													1205			
Lymington Pier (LYP)	a	1145													1245			
Lymington Pier (LYP)	d		1157							1227						1257		
Lymington Town (LYT)	d		1159							1229						1259		
Brockenhurst (BCU)	3 a		1207	1212						1229	1237	1241			1259	1307	1312	1329
Brockenhurst (BCU)	3 d			1213						1230		1242			1300		1313	1330
Beaulieu Road (BEU)	d									1235								
Ashurst New Forest (ANF)	d									1239								1339
Totton (TTN)	d									1244								1344
Redbridge (RDB)	d									1227								1327
Millbrook (Hants) (MBK)	d									1231								1331
Southampton Central (SOU)	a			1228						1234	1251	1257			1313		1328	1334 1350
Southampton Central (SOU)	d			1230						1236	1255	1259			1315		1330	1336 1355
St Denys (SDN)	d									1241								1341
Swaythling (SWG)	d									1244								1344
Southampton Airport Parkway (SOA)	d			1238						1247	1303	1307			1323		1338	1347 1403
Portsmouth Harbour (PMH)	d									1155								1255
Portsmouth & Southsea (PMS)	d									1200								1300
Fratton (FTN)	d									1204								1304
Hilsea (HLS)	d									1208								1308
Cosham (CSA)	d									1213								1313
Portchester (PTC)	d									1218								1318
Fareham (FRM)	d									1225								1324
Botley (BOE)	d									1233								1332
Hedge End (HDE)	d									1237								1336
Eastleigh (ESL)	3 a									1244	1250	1306						1343 1350 1406
Eastleigh (ESL)	3 d									1244	1251	1314						1343 1351 1414
Chandlers Ford (CFR)	d									1256								1356
Romsey (ROM)	a									1303								1403
Shawford (SHW)	d																	
Winchester (WIN)	d			1248	1254							1317	1324a		1332		1348	1353
Micheldever (MIC)	d				1302													1401
Basingstoke (BSK)	a				1312							1334			1347			1411
Reading (RDG)	7 a														1409			
Fleet (FLE)	a				1324													1423
Farnborough (Main) (FNB)	a				1329													1428
Woking (WOK)	a				1320	1339												1438
Clapham Junction (CLJ)	10 a											1411						
London Waterloo (WAT)	15 a				1349	1404						1420						

NOTES (see introductory pages for explanation of train operator codes and standard symbols)

- a Arrival time
- d Departure time
- B To Manchester Piccadilly
- E From Salisbury
- F To Gloucester

Weymouth, Bournemouth, Yarmouth (IOW), Lymington, Southampton, Portsmouth and Fareham to Winchester and London

Saturdays from 26 September

Operator	SW	SW	SW	SW	XC B	SW	SW	SW	SW	SW E	SW	SW	SW	SW	SW	SW	GW F	XC B	SW
Days of operation/Notes 1st Class/Reservations/Bus/Ferry Catering facilities	1	1	1	1	1 ◇ ⚓	1 ⚓	1	1	1	1	1	1	1	1	1	1	1	1 ◇ ⚓	1 ⚓
Weymouth (WEY)	d		1217					1300							1318		1330		
Upwey (UPW)	d		1221												1322		1335		
Dorchester West (DCW)	a																1343		
Dorchester South (DCH)	d		1230					1310							1330				
Moreton (Dorset) (MTN)	d		1236												1337				
Wool (WOO)	d		1242												1343				
Wareham (WRM)	d		1251					1327							1351				
Holton Heath (HOL)	d		1254												1355				
Hamworthy (HAM)	d		1259					1333							1400				
Poole (POO)	4 a		1304					1338							1405				
Poole (POO)	4 d		1258 1305					1339							1358 1406				
Parkstone (Dorset) (PKS)	d		1302					1343							1402				
Branksome (BSM)	d		1306					1347							1406				
Bournemouth (BMH)	a		1311 1316					1353							1411 1416				
Bournemouth (BMH)	d		1320				1345				1402				1420			1445	
Pokesdown (POK)	d		1324								1406				1424				
Christchurch (CHR)	d		1328								1410				1428				
Hinton Admiral (HNA)	d										1415								
New Milton (NWM)	d		1335								1419				1435				
Sway (SWY)	d										1424								
Yarmouth (I.O.W.) (YMH)	⚓ d					1305													1405
Lymington Pier (LYP)	⚓ a					1345													1445
Lymington Pier (LYP)	d	1327						1357							1427				
Lymington Town (LYT)	d	1329						1359							1429				
Brockenhurst (BCU)	3 a	1337	1341		1359		1407	1412			1429	1437	1441				1459		
Brockenhurst (BCU)	3 d		1342		1400			1413			1430		1442				1500		
Beaulieu Road (BEU)	d										1435								
Ashurst New Forest (ANF)	d										1439								
Totton (TTN)	d										1444								
Redbridge (RDB)	d									1427									
Millbrook (Hants) (MBK)	d									1431									
Southampton Central (SOU)	a		1357		1413			1428		1434	1450		1457				1513		
Southampton Central (SOU)	d		1359		1415			1430		1436	1455		1459				1515		
St Denys (SDN)	d									1441									
Swaythling (SWG)	d									1444									
Southampton Airport Parkway (SOA) ✈	d		1407		1423			1438		1447	1503		1507				1523		
Portsmouth Harbour (PMH) ⚓	d							1355											
Portsmouth & Southsea (PMS)	d							1400											
Fratton (FTN)	d							1404											
Hilsea (HLS)	d							1408											
Cosham (CSA)	d							1413											
Portchester (PTC)	d							1418											
Fareham (FRM)	d							1424											
Botley (BOE)	d							1432											
Hedge End (HDE)	d							1436											
Eastleigh (ESL)	3 a							1443	1450	1506									
Eastleigh (ESL)	3 d			1414				1443	1451	1514					1514				
Chandlers Ford (CFR)	d								1456										
Romsey (ROM)	a								1503										
Shawford (SHW)	d			1419													1519		
Winchester (WIN)	d		1417	1424a	1431			1448	1453				1517	1524a			1533		
Micheldever (MIC)	d								1501										
Basingstoke (BSK)	a		1434		1446				1511				1534				1548		
Reading (RDG)	7 a				1505												1606		
Fleet (FLE)	a								1523										
Farnborough (Main) (FNB)	a								1528										
Woking (WOK)	a							1520	1538										
Clapham Junction (CLJ)	10 a		1511										1611						
London Waterloo (WAT) ⚓ 15 a			1520					1549	1604				1620						

NOTES (see introductory pages for explanation of train operator codes and standard symbols)

- a Arrival time
- d Departure time
- B To Manchester Piccadilly
- E From Salisbury
- F To Gloucester

Weymouth, Bournemouth, Yarmouth (IOW), Lymington, Southampton, Portsmouth and Fareham to Winchester and London

Saturdays from 26 September

Operator	SW	SW	SW	SW	SW	SW	SW	SW	SW	XC	SW	SW	SW	SW	SW	SW	SW	SW
Days of operation/Notes	1	1	1	E	1	1	1	1	1	B	1	1	1	1	1	E	1	1
1st Class/Reservations/Bus/Ferry																		
Catering facilities																		
Weymouth (WEY)	d	1400						1417					1500					
Upwey (UPW)	d							1421										
Dorchester West (DCW)	a																	
Dorchester South (DCH)	d	1410						1430					1510					
Moreton (Dorset) (MTN)	d							1436										
Wool (WOO)	d							1442										
Wareham (WRM)	d	1427						1451					1527					
Holton Heath (HOL)	d							1454										
Hamworthy (HAM)	d	1433						1459					1533					
Poole (POO)	4 a	1438						1504					1538					
Poole (POO)	4 d	1439						1458 1505					1539					
Parkstone (Dorset) (PKS)	d	1443						1502					1543					
Branksome (BSM)	d	1447						1506					1547					
Bournemouth (BMH)	a	1453						1511 1516					1553					
Bournemouth (BMH)	d	1457				1502		1520		1545			1557			1602		
Pokesdown (POK)	d					1506		1524								1606		
Christchurch (CHR)	d					1510		1528								1610		
Hinton Admiral (HNA)	d					1515										1615		
New Milton (NWM)	d					1519		1535								1619		
Sway (SWY)	d					1524										1624		
Yarmouth (I.O.W.) (YMH)	d											1505						
Lymington Pier (LYP)	a											1545						
Lymington Pier (LYP)	d	1457						1527					1557				1627	
Lymington Town (LYT)	d	1459						1529					1559				1629	
Brockenhurst (BCU)	3 a	1507	1512			1529	1537	1541		1559		1607	1612			1629	1637	
Brockenhurst (BCU)	3 d		1513			1530		1542		1600			1613			1630		
Beaulieu Road (BEU)	d															1635		
Ashurst New Forest (ANF)	d					1539										1639		
Totton (TTN)	d					1544										1644		
Redbridge (RDB)	d				1527											1627		
Millbrook (Hants) (MBK)	d				1531											1631		
Southampton Central (SOU)	a	1528			1534	1550		1557		1613			1628			1634	1650	
Southampton Central (SOU)	d	1530			1536	1555		1559		1615			1630			1636	1655	
St Denys (SDN)	d				1541											1641		
Swaythling (SWG)	d				1544											1644		
Southampton Airport Parkway (SOA)	d	1538			1547	1603		1607		1623			1638			1647	1703	
Portsmouth Harbour (PMH)	d			1455										1555				
Portsmouth & Southsea (PMS)	d			1500										1600				
Fratton (FTN)	d			1504										1604				
Hilsea (HLS)	d			1508										1608				
Cosham (CSA)	d			1513										1613				
Portchester (PTC)	d			1518										1618				
Fareham (FRM)	d			1524										1624				
Botley (BOE)	d			1532										1632				
Hedge End (HDE)	d			1536										1636				
Eastleigh (ESL)	3 a			1543	1550	1606								1643	1650	1706		
Eastleigh (ESL)	3 d			1543	1551	1614			1614					1643	1651	1714		
Chandlers Ford (CFR)	d				1556										1656			
Romsey (ROM)	a				1603										1703			
Shawford (SHW)	d								1619									
Winchester (WIN)	d	1548	1553					1617	1624a	1631			1648	1653				
Micheldever (MIC)	d			1601										1701				
Basingstoke (BSK)	a			1611				1634		1646				1711				
Reading (RDG)	7 a									1706								
Fleet (FLE)	a			1623										1723				
Farnborough (Main) (FNB)	a			1628										1728				
Woking (WOK)	a	1620	1638										1720	1738				
Clapham Junction (CLJ)	10 a							1711										
London Waterloo (WAT)	15 a	1648	1704					1720					1748	1804				

NOTES (see introductory pages for explanation of train operator codes and standard symbols)

- a Arrival time
- d Departure time
- B To Manchester Piccadilly
- E From Salisbury

Weymouth, Bournemouth, Yarmouth (IOW), Lymington, Southampton, Portsmouth and Fareham to Winchester and London

Saturdays from 26 September

Operator	SW	SW	SW	GW	XC	SW	SW	SW	SW	SW	SW	SW	SW	SW	SW	SW	SW	XC	SW
Days of operation/Notes	1	1	1	F	B	1	1	1	1	E	1	1	1	1	1	1	1	B	1
1st Class/Reservations/Bus/Ferry					1	1												1	1
Catering facilities																			
Weymouth (WEY)	d	1519		1530				1600								1617			
Upwey (UPW)	d	1523		1535												1621			
Dorchester West (DCW)	a			1543															
Dorchester South (DCH)	d	1531						1610								1630			
Moreton (Dorset) (MTN)	d	1538														1636			
Wool (WOO)	d	1544														1642			
Wareham (WRM)	d	1552						1627								1651			
Holton Heath (HOL)	d	1555														1654			
Hamworthy (HAM)	d	1600						1633								1659			
Poole (POO)	4 a	1605						1638								1704			
Poole (POO)	4 d	1558	1606					1639								1658	1705		
Parkstone (Dorset) (PKS)	d	1602						1643								1702			
Branksome (BSM)	d	1606						1647								1706			
Bournemouth (BMH)	a	1611	1617					1653								1711	1716		
Bournemouth (BMH)	d	1620						1657						1702		1720		1745	
Pokesdown (POK)	d	1624												1706		1724			
Christchurch (CHR)	d	1628												1710		1728			
Hinton Admiral (HNA)	d													1715					
New Milton (NWM)	d	1635												1719		1735			
Sway (SWY)	d													1724					
Yarmouth (I.O.W.) (YMH)	d					1605													1705
Lymington Pier (LYP)	a					1645													1745
Lymington Pier (LYP)	d							1657								1727			
Lymington Town (LYT)	d							1659								1729			
Brockenhurst (BCU)	3 a	1641				1659		1707	1712					1729	1737	1741		1759	
Brockenhurst (BCU)	3 d	1642				1700			1713					1730		1742		1800	
Beaulieu Road (BEU)	d																		
Ashurst New Forest (ANF)	d													1739					
Totton (TTN)	d													1744					
Redbridge (RDB)	d																		
Millbrook (Hants) (MBK)	d													1727					
Southampton Central (SOU)	a	1657				1713		1728						1731					
Southampton Central (SOU)	d	1659				1715		1730						1734		1750		1757	1813
St Denys (SDN)	d													1736	1741	1755		1759	1815
Swaythling (SWG)	d													1741	1746				
Southampton Airport Parkway (SOA)	d	1707				1723		1738						1744	1749				
Southampton Airport Parkway (SOA)	a													1747	1752	1803		1807	1823
Portsmouth Harbour (PMH)	d													1655					
Portsmouth & Southsea (PMS)	d													1700					
Fratton (FTN)	d													1704					
Hilsea (HLS)	d													1708					
Cosham (CSA)	d													1713					
Portchester (PTC)	d													1718					
Fareham (FRM)	d													1724					
Botley (BOE)	d													1732					
Hedge End (HDE)	d													1736					
Eastleigh (ESL)	3 a													1743	1750	1756	1806		
Eastleigh (ESL)	3 d			1714										1743	1751	1759	1814		1814
Chandlers Ford (CFR)	d													1756					
Romsey (ROM)	a													1803					
Shawford (SHW)	d			1719												1804			
Winchester (WIN)	d	1717	1724a			1732		1748	1753							1810		1817	1824a
Micheldever (MIC)	d								1801							1819			
Basingstoke (BSK)	a	1734				1747			1811							1829		1834	1846
Reading (RDG)	7 a					1808													1908
Fleet (FLE)	a													1823					
Farnborough (Main) (FNB)	a													1828					
Woking (WOK)	a								1820	1838									
Clapham Junction (CLJ)	10 a	1811																1911	
London Waterloo (WAT)	15 a	1820							1847	1904								1920	

NOTES (see introductory pages for explanation of train operator codes and standard symbols)

- a Arrival time
- d Departure time
- B To Manchester Piccadilly
- E From Salisbury
- F To Gloucester

Weymouth, Bournemouth, Yarmouth (IOW), Lymington, Southampton, Portsmouth and Fareham to Winchester and London

Saturdays from 26 September

Operator Days of operation/Notes 1st Class/Reservations/Bus/Ferry Catering facilities	SW 1	SW 1	SW 1	SW E 1	SW 1	SW 1	SW 1	SW 1	SW 1	SW 1	GW G	XC B 1	SW 1	SW 1	SW 1	SW 1	SW E 1	SW 1	SW 1
Weymouth (WEY)	d	1700						1717			1734				1758				
Upwey (UPW)	d							1721			1739								
Dorchester West (DCW)	a										1747								
Dorchester South (DCH)	d	1710						1730							1810c				
Moreton (Dorset) (MTN)	d							1736											
Wool (WOO)	d							1742											
Wareham (WRM)	d	1727						1751							1827				
Holton Heath (HOL)	d							1754											
Hamworthy (HAM)	d	1733						1759							1833				
Poole (POO)	4 a	1738						1804							1838				
Poole (POO)	4 a	1739						1758 1805							1839				
Parkstone (Dorset) (PKS)	d	1743						1802							1843				
Branksome (BSM)	d	1747						1806							1847				
Bournemouth (BMH)	a	1753						1811 1816							1853				
Bournemouth (BMH)	d	1757						1802				1845			1857			1902	
Pokesdown (POK)	d							1806										1906	
Christchurch (CHR)	d							1810										1910	
Hinton Admiral (HNA)	d							1815										1915	
New Milton (NWM)	d							1819										1919	
Sway (SWY)	d							1824										1924	
Yarmouth (I.O.W.) (YMH)	d												1805						
Lymington Pier (LYP)	a												1845						
Lymington Pier (LYP)	d	1757						1827							1857				1927
Lymington Town (LYT)	d	1759						1829							1859				1929
Brockenhurst (BCU)	3 a	1807	1812					1829	1837	1841			1859		1907	1912		1929	1937
Brockenhurst (BCU)	3 d		1813					1830		1842			1900			1913		1930	
Beaulieu Road (BEU)	d							1835											
Ashurst New Forest (ANF)	d							1839										1939	
Totton (TTN)	d							1844										1944	
Redbridge (RDB)	d							1827										1927	
Millbrook (Hants) (MBK)	d							1831										1931	
Southampton Central (SOU)	a	1828						1834	1853	1857			1913		1928			1934	1950
Southampton Central (SOU)	d	1830						1836	1855	1859			1915		1930			1936	1955
St Denys (SDN)	d							1841										1941	
Swaythling (SWG)	d							1844										1944	
Southampton Airport Parkway (SOA)	a	1838						1847	1903	1907			1923		1938			1947	2003
Portsmouth Harbour (PMH)	d							1755										1855	
Portsmouth & Southsea (PMS)	d							1800										1900	
Fratton (FTN)	d							1804										1904	
Hilsea (HLS)	d							1808										1908	
Cosham (CSA)	d							1813										1913	
Portchester (PTC)	d							1818										1918	
Fareham (FRM)	d							1824										1924	
Botley (BOE)	d							1832										1932	
Hedge End (HDE)	d							1836										1936	
Eastleigh (ESL)	3 a							1843	1850	1906								1943	1950
Eastleigh (ESL)	3 d							1843	1851	1914								1943	1951
Chandlers Ford (CFR)	d							1856										1956	
Romsey (ROM)	a							1903										2003	
Shawford (SHW)	d										1919								
Winchester (WIN)	d	1848	1853					1917			1924a	1932			1948	1953			
Micheldever (MIC)	d		1901													2001			
Basingstoke (BSK)	a		1911					1934				1947				2013			
Reading (RDG)	7 a											2011							
Fleet (FLE)	a		1923															2025	
Farnborough (Main) (FNB)	a		1928															2031	
Woking (WOK)	a	1920	1938												2020	2040			
Clapham Junction (CLJ)	10 a							2011											
London Waterloo (WAT)	15 a	1946	2004					2020							2046	2109			

NOTES (see introductory pages for explanation of train operator codes and standard symbols)

- a Arrival time
- d Departure time
- c Arrives 3 minutes earlier
- B To Manchester Piccadilly
- E From Salisbury
- G To Bristol Temple Meads

Weymouth, Bournemouth, Yarmouth (IOW), Lymington, Southampton, Portsmouth and Fareham to Winchester and London

Saturdays from 26 September

Operator	SW	SW	SW	XC	SW	SW	SW	SW	SW	SW	SW	SW	SW	SW	SW	SW	SW	SW	SW
Days of operation/Notes	1	1	1	H	1	1	1	1	1	1	1	1	1	1	1	1	1	1	1
1st Class/Reservations/Bus/Ferry	1	1	1	1	1	1	1	1	1	1	1	1	1	1	1	1	1	1	1
Weymouth (WEY)	d	1818					1900								1917				
Upwey (UPW)	d	1822													1921				
Dorchester West (DCW)	a																		
Dorchester South (DCH)	d	1830					1910								1930				
Moreton (Dorset) (MTN)	d	1837													1936				
Wool (WOO)	d	1843													1942				
Wareham (WRM)	d	1851					1927								1951				
Holton Heath (HOL)	d	1855													1954				
Hamworthy (HAM)	d	1900					1933								1959				
Poole (POO)	4 a	1905					1938								2004				
Poole (POO)	4 d	1858	1906				1939								1958	2005			2037
Parkstone (Dorset) (PKS)	d	1902					1943								2002				2041
Branksome (BSM)	d	1906					1947								2006				2045
Bournemouth (BMH)	a	1911	1916				1953								2011	2016			2051
Bournemouth (BMH)	d	1920			1945		1957					2002			2020				2056
Pokesdown (POK)	d	1924										2006			2024				
Christchurch (CHR)	d	1928										2010			2028				
Hinton Admiral (HNA)	d											2015							
New Milton (NWM)	d	1935										2019			2035				
Sway (SWY)	d											2024							
Yarmouth (I.O.W.) (YMH)	d				1905												2005		
Lymington Pier (LYP)	a				1945												2045		
Lymington Pier (LYP)	d					1957								2027				2057	
Lymington Town (LYT)	d					1959								2029				2059	
Brockenhurst (BCU)	3 a	1942			1959		2007	2012				2029	2037		2041			2107	2110
Brockenhurst (BCU)	3 d	1943			2000			2013				2030			2042				2111
Beaulieu Road (BEU)	d											2035							
Ashurst New Forest (ANF)	d											2039							
Totton (TTN)	d											2044							
Redbridge (RDB)	d											2027							
Millbrook (Hants) (MBK)	d											2031							
Southampton Central (SOU)	a	1957			2013			2028				2034	2050		2057				2128
Southampton Central (SOU)	d	1959			2015			2030				2036	2055		2059				2130
St Denys (SDN)	d											2041							
Swaythling (SWG)	d											2044							
Southampton Airport Parkway (SOA)	4 d	2007			2023			2038				2047	2103		2107				2138
Portsmouth Harbour (PMH)	d											1955							2055
Portsmouth & Southsea (PMS)	d											2000							2100
Fratton (FTN)	d											2004							2104
Hilsea (HLS)	d											2008							2108
Cosham (CSA)	d											2013							2113
Portchester (PTC)	d											2018							2118
Fareham (FRM)	d											2024							2124
Botley (BOE)	d											2032							2132
Hedge End (HDE)	d											2036							2136
Eastleigh (ESL)	3 a											2043	2050	2106					2143
Eastleigh (ESL)	3 d			2014								2044	2051	2114			2114		2144
Chandlers Ford (CFR)	d											2056							
Romsey (ROM)	a											2103							
Shawford (SHW)	d			2019													2119		
Winchester (WIN)	d	2017	2024a	2032			2048	2053							2118	2124a		2148	2153
Micheldever (MIC)	d							2102											2202
Basingstoke (BSK)	a	2034		2047				2115							2134				2215
Reading (RDG)	7 a			2106															
Fleet (FLE)	a							2140											2240
Farnborough (Main) (FNB)	a							2145											2245
Woking (WOK)	a						2119	2158							2154			2219	2258
Clapham Junction (CLJ)	10 a	2110						2226							2214				2327
London Waterloo (WAT)	15 a	2119					2145	2235							2223			2244	2336

NOTES (see introductory pages for explanation of train operator codes and standard symbols)

- a Arrival time
- d Departure time
- E From Salisbury
- H To Birmingham New Street
- J Also calls at Hook 2131, Winchfield 2135, Brookwood 2153, Weybridge 2205, Walton-On-Thames 2209 and Surbiton 2215
- K Also calls at Hook 2231, Winchfield 2235, Brookwood 2253, Weybridge 2305, Walton-On-Thames 2309 and Surbiton 2316

Weymouth, Bournemouth, Yarmouth (IOW), Lymington, Southampton, Portsmouth and Fareham to Winchester and London

Saturdays from 26 September

Operator	SW	GW	SW	SW	GW	SW	SW	SW	SW	SW	SW	SW	SW	SW	SW	SW	SW
Days of operation/Notes	E	L	□	□	G	□	□	□	□	□	□	□	□	□	□	□	□
1st Class/Reservations/Bus/Ferry	□	□	□	□	□	□	□	□	□	□	□	□	□	□	□	□	□
Weymouth (WEY)	d		2007		2040		2054								2211		2309
Upwey (UPW)	d		2011		2045		2058								2215		2313
Dorchester West (DCW)	a				2053												
Dorchester South (DCH)	d		2019				2107								2223		2321
Moreton (Dorset) (MTN)	d		2026				2113								2230		2328
Wool (WOO)	d		2032				2119								2236		2334
Wareham (WRM)	d		2040				2128								2243		2342
Holton Heath (HOL)	d																
Hamworthy (HAM)	d		2047				2134								2250		2349
Poole (POO)	4 a		2052				2139								2254		2353
Poole (POO)	4 d		2053				2140					2152			2255		2354
Parkstone (Dorset) (PKS)	d		2057				2144					2156			2259		
Branksome (BSM)	d		2100				2148					2159			2303		
Bournemouth (BMH)	a		2106				2154					2205			2309		0003
Bournemouth (BMH)	d		2110				2157					2210			2311		
Pokesdown (POK)	d		2114									2214			2314		
Christchurch (CHR)	d		2118									2218			2318		
Hinton Admiral (HNA)	d		2123									2223			2323		
New Milton (NWM)	d		2127									2227			2328		
Sway (SWY)	d		2132									2232			2332		
Yarmouth (I.O.W.) (YMH)	d									2105				2150			
Lymington Pier (LYP)	a									2145				2230			
Lymington Pier (LYP)	d					2127						2203			2236		
Lymington Town (LYT)	d					2129						2205			2238		
Brockenhurst (BCU)	3 a		2136			2137	2212					2213	2237		2246	2338	
Brockenhurst (BCU)	3 d		2138				2213					2238			2339		
Beaulieu Road (BEU)	d																
Ashurst New Forest (ANF)	d		2145									2246			2346		
Totton (TTN)	d		2150									2251			2351		
Redbridge (RDB)	d	2127								2227							
Millbrook (Hants) (MBK)	d	2131								2231							
Southampton Central (SOU)	a	2134	2157				2228	2234				2257			2357		
Southampton Central (SOU)	d	2136	2159				2230	2236				2300			2359		
St Denys (SDN)	d	2141								2241					0004		
Swaythling (SWG)	d	2144								2244					0007		
Southampton Airport Parkway (SOA)	4 d	2147	2207				2238	2247				2308			0010		
Portsmouth Harbour (PMH)	d	2123		2155												2324	
Portsmouth & Southsea (PMS)	d	2127		2200												2328	
Fratton (FTN)	d	2131		2204												2332	
Hilsea (HLS)	d			2208												2336	
Cosham (CSA)	d			2213												2342	
Portchester (PTC)	d			2218												2347	
Fareham (FRM)	d	2148		2224												2353	
Botley (BOE)	d			2232												0001	
Hedge End (HDE)	d			2236												0005	
Eastleigh (ESL)	3 a	2150	2201	2210	2243		2242	2250				2311			0014	0011	
Eastleigh (ESL)	3 d	2151		2211			2247	2251				2313				0018	
Chandlers Ford (CFR)	d	2156						2256									
Romsey (ROM)	a	2203						2303									
Shawford (SHW)	d		2216									2318					
Winchester (WIN)	d		2222				2256					2324				0026a	
Micheldever (MIC)	d											2332					
Basingstoke (BSK)	a		2239				2315					2343					
Reading (RDG)	7 a																
Fleet (FLE)	a											0001					
Farnborough (Main) (FNB)	a											0006					
Woking (WOK)	a		2300				2335					0018					
Clapham Junction (CLJ)	10 a		2323				0001					0053					
London Waterloo (WAT)	15 a		2332				0012					0103					

NOTES (see introductory pages for explanation of train operator codes and standard symbols)

- a** Arrival time
- d** Departure time
- E** From Salisbury
- G** To Bristol Temple Meads
- L** To Westbury
- M** Also calls at Hook 2351, Winchfield 2355, Brookwood 0013, West Byfleet 0024, Weybridge 0029, Walton-On-Thames 0033, Surbiton 0039 and Wimbledon 0047

Weymouth, Bournemouth, Yarmouth (IOW), Lymington, Southampton, Portsmouth and Fareham to Winchester and London

Sundays until 13 September

Operator	SW	SW	SW	SW	SW	SW	SW	SW	XC	SW	GW	SW	SW	SW	SW	SW	SW	SW
Days of operation/Notes	A	A	A	A	A	A	A	A	B	A	C	A	D	E	A	A	A	A
1st Class/Reservations/Bus/Ferry									1									
Catering facilities									2									
Weymouth (WEY)	d									0748	0801							
Upwey (UPW)	d									0752								
Dorchester West (DCW)	a										0812							
Dorchester South (DCH)	d									0800								
Moreton (Dorset) (MTN)	d									0807								
Wool (WOO)	d									0813								
Wareham (WRM)	d									0820								
Holton Heath (HOL)	d																	
Hamworthy (HAM)	d									0827								
Poole (POO)	4 a									0831								
Poole (POO)	4 a				0720			0750									0855	
Parkstone (Dorset) (PKS)	d				0724			0754										
Branksome (BSM)	d				0727			0757										
Bournemouth (BMH)	a				0732			0802									0904	
Bournemouth (BMH)	d				0736			0806									0906	
Pokesdown (POK)	d				0740			0810									0910	
Christchurch (CHR)	d				0744			0814									0914	
Hinton Admiral (HNA)	d				0749			0819									0919	
New Milton (NWM)	d				0753			0823		0901							0923	
Sway (SWY)	d				0758			0828									0928	
Yarmouth (I.O.W.) (YMH)	d												0745	0755				
Lymington Pier (LYP)	a												0825	0835				
Lymington Pier (LYP)	d														0914			
Lymington Town (LYT)	d														0916			
Brockenhurst (BCU)	3 a				0802			0832		0908					0924		0932	
Brockenhurst (BCU)	3 d				0803			0833		0909							0933	
Beaulieu Road (BEU)	d							0839									0939	
Ashurst New Forest (ANF)	d				0813			0843									0943	
Totton (TTN)	d				0818			0848									0948	
Redbridge (RDB)	d					0846							0939					
Millbrook (Hants) (MBK)	d					0850							0943					
Southampton Central (SOU)	a				0824	0852		0853	←	0924			0945				0953	←
Southampton Central (SOU)	d	0655		0755	0826	0859		0855	0859	0915	0925		0959				0955	0959
St Denys (SDN)	d					→			0904				→					1004
Swaythling (SWG)	d								0907									1007
Southampton Airport Parkwy (SOA) ↔	d	0703		0803	0834			0903	0910	0923	0933						1003	1010
Portsmouth Harbour (PMH)	d		0717				0817										0917	
Portsmouth & Southsea (PMS)	d		0722				0822										0922	
Fratton (FTN)	d		0726				0826										0926	
Hilsea (HLS)	d		0730				0830										0930	
Cosham (CSA)	d		0735				0835										0935	
Portchester (PTC)	d		0740				0840										0940	
Fareham (FRM)	d		0746				0846										0946	
Botley (BOE)	d		0753				0853										0953	
Hedge End (HDE)	d		0758				0858										0958	
Eastleigh (ESL)	3 a	0707		0807			0904	0907	0914								1004	1014
Eastleigh (ESL)	3 d	0711		0811				0911	0915								1011	1015
Chandlers Ford (CFR)	d								0920									1020
Romsey (ROM)	a								0929									1029
Shawford (SHW)	d	0716		0816				0916									1016	
Winchester (WIN)	d	0722		0822	0844			0922		0931	0943						1022	
Micheldever (MIC)	d	0731		0831				0931									1031	
Basingstoke (BSK)	a	0742		0845	0901			0942		0947	0958						1042	
Reading (RDG)	7 a								1006									
Fleet (FLE)	a				0913													
Farnborough (Main) (FNB)	a				0918													
Woking (WOK)	a	0802		0904	0928			1002		1019							1102	
Clapham Junction (CLJ)	10 a	0828		0929	0957			1029		1041							1129	
London Waterloo (WAT)	15 a	0841		0940	1007			1040		1051							1139	

NOTES (see introductory pages for explanation of train operator codes and standard symbols)

- a Arrival time
- d Departure time
- A From Salisbury
- B To Manchester Piccadilly
- C To Cardiff Central
- D Runs from 26 July to 30 August
- E Runs until 19 July and from 6 September

Weymouth, Bournemouth, Yarmouth (IOW), Lymington, Southampton, Portsmouth and Fareham to Winchester and London

Sundays until 13 September

Operator	XC	SW	SW	SW	SW	SW	SW	SW	SW	SW	XC	SW	SW	SW	SW	SW	SW	SW
Days of operation/Notes	B				A					A	B	D			A	E	D	
1st Class/Reservations/Bus/Ferry	1				1					1	1				1			
Catering facilities	⚓	⚓									⚓	⚓						
Weymouth (WEY)	d			0848										0948				
Upwey (UPW)	d			0852										0952				
Dorchester West (DCW)	a																	
Dorchester South (DCH)	d			0900										1000				
Moreton (Dorset) (MTN)	d			0907										1007				
Wool (WOO)	d			0913										1013				
Wareham (WRM)	d			0920										1020				
Holton Heath (HOL)	d																	
Hamworthy (HAM)	d			0927										1027				
Poole (POO)	4 a			0931										1031				
Poole (POO)	4 a			0932				0955						1032				
Parkstone (Dorset) (PKS)	d			0937										1037				
Branksome (BSM)	d			0941										1041				
Bournemouth (BMH)	a			0947				1004						1047				
Bournemouth (BMH)	d	0940		0950				1006		1040				1050				
Pokesdown (POK)	d							1010										
Christchurch (CHR)	d							1014										
Hinton Admiral (HNA)	d							1019										
New Milton (NWM)	d			1001				1023						1101				
Sway (SWY)	d							1028										
Yarmouth (I.O.W.) (YMH)	⚓ d		0900									0940				1005	1020	
Lymington Pier (LYP)	⚓ a		0940									1020				1045	1100	
Lymington Pier (LYP)	d			0944			1014						1044					1114
Lymington Town (LYT)	d			0946			1016						1046					1116
Brockenhurst (BCU)	3 a	0954		0954	1008		1024		1032		1054		1054	1108				1124
Brockenhurst (BCU)	3 d	0955			1009				1033		1055			1109				
Beaulieu Road (BEU)	d								1039									
Ashurst New Forest (ANF)	d								1043									
Totton (TTN)	d								1048									
Redbridge (RDB)	d					1039									1139			
Millbrook (Hants) (MBK)	d					1043									1143			
Southampton Central (SOU)	a	1008			1023	1045		1053	←	1108				1123	1145			
Southampton Central (SOU)	d	1015			1025	1059		1055	1059	1115				1125	1159			
St Denys (SDN)	d					→			1104						→			
Swaythling (SWG)	d								1107									
Southampton Airport Parkway (SOA) ↔	d	1023			1033			1103	1110	1123				1132				
Portsmouth Harbour (PMH)	⚓ d							1017										
Portsmouth & Southsea (PMS)	d							1022										
Fratton (FTN)	d							1026										
Hilsea (HLS)	d							1030										
Cosham (CSA)	d							1035										
Portchester (PTC)	d							1040										
Fareham (FRM)	d							1046										
Botley (BOE)	d							1053										
Hedge End (HDE)	d							1058										
Eastleigh (ESL)	3 a							1104	1107	1114								
Eastleigh (ESL)	3 d							1111	1115									
Chandlers Ford (CFR)	d								1120									
Romsey (ROM)	a								1129									
Shawford (SHW)	d							1116										
Winchester (WIN)	d	1031			1043			1122		1131				1142				
Micheldever (MIC)	d							1131										
Basingstoke (BSK)	a	1046			1058			1142		1146				1158				
Reading (RDG)	7 a	1106								1205								
Fleet (FLE)	a																	
Farnborough (Main) (FNB)	a																	
Woking (WOK)	a				1118			1203						1218				
Clapham Junction (CLJ)	10 a				1141			1227						1239				
London Waterloo (WAT)	15 a				1152			1237						1249				

NOTES (see introductory pages for explanation of train operator codes and standard symbols)

- a Arrival time
- d Departure time
- A From Salisbury
- B To Manchester Piccadilly
- D Runs from 26 July to 30 August
- E Runs until 19 July and from 6 September

Weymouth, Bournemouth, Yarmouth (IOW), Lymington, Southampton, Portsmouth and Fareham to Winchester and London

Sundays until 13 September

Operator	SW	SW	SW	GW	XC	SW	SW	SW	SW	SW	SW	SW	SW	SW	SW	SW	XC	SW	SW	SW
Days of operation/Notes	1	1	A	F	B	D	1	1	A	E	1	1	1	A	B	D	1	1	1	1
1st Class/Reservations/Bus/Ferry	1	1	1	1	1	1	1	1	1	1	1	1	1	1	1	1	1	1	1	1
Catering facilities	1	1	1	1	1	1	1	1	1	1	1	1	1	1	1	1	1	1	1	1
Weymouth (WEY)	d			1038				1048												1148
Upwey (UPW)	d			1043				1052												1152
Dorchester West (DCW)	a			1051																
Dorchester South (DCH)	d							1100												1200
Moreton (Dorset) (MTN)	d							1107												1207
Wool (WOO)	d							1113												1213
Wareham (WRM)	d							1120												1220
Holton Heath (HOL)	d																			
Hamworthy (HAM)	d							1127												1227
Poole (POO)	4 a							1131												1231
Poole (POO)	4 a		1055					1132					1155							1232
Parkstone (Dorset) (PKS)	d							1137												1237
Branksome (BSM)	d							1141												1241
Bournemouth (BMH)	a		1104					1147					1204							1247
Bournemouth (BMH)	d		1106		1140			1150					1206		1240					1250
Pokesdown (POK)	d		1110										1210							
Christchurch (CHR)	d		1114										1214							
Hinton Admiral (HNA)	d		1119										1219							
New Milton (NWM)	d		1123					1201					1223							1301
Sway (SWY)	d		1128										1228							
Yarmouth (I.O.W.) (YMH)	d					1100				1105						1140				
Lymington Pier (LYP)	a					1140				1145						1220				
Lymington Pier (LYP)	d						1144					1214						1244		
Lymington Town (LYT)	d						1146					1216						1246		
Brockenhurst (BCU)	3 a		1132		1154		1154	1208				1224		1232		1254		1254	1308	
Brockenhurst (BCU)	3 d		1133		1155			1209						1233		1255			1309	
Beaulieu Road (BEU)	d		1139											1239						
Ashurst New Forest (ANF)	d		1143											1243						
Totton (TTN)	d		1148											1248						
Redbridge (RDB)	d								1239											
Millbrook (Hants) (MBK)	d								1243											
Southampton Central (SOU)	a		1153	←	1208			1223	1245				1253	←	1308				1323	
Southampton Central (SOU)	d		1155	1159	1215			1225	1259				1255	1259	1315				1325	
St Denys (SDN)	d			1204					→					1304						
Swaythling (SWG)	d			1207										1307						
Southampton Airport Parkway (SOA) ↔	d		1203	1210	1223			1232					1303	1310	1323				1333	
Portsmouth Harbour (PMH)	d	1117											1217							
Portsmouth & Southsea (PMS)	d	1122											1222							
Fratton (FTN)	d	1126											1226							
Hilsea (HLS)	d	1130											1230							
Cosham (CSA)	d	1135											1235							
Portchester (PTC)	d	1140											1240							
Fareham (FRM)	d	1146											1246							
Botley (BOE)	d	1153											1253							
Hedge End (HDE)	d	1158											1258							
Eastleigh (ESL)	3 a	1204	1207	1214									1304	1307	1314					
Eastleigh (ESL)	3 d	1211		1215									1311	1315						
Chandlers Ford (CFR)	d			1220										1320						
Romsey (ROM)	a			1229										1329						
Shawford (SHW)	d	1216											1316							
Winchester (WIN)	d	1222			1231			1242					1322		1331				1343	
Micheldever (MIC)	d	1231											1331							
Basingstoke (BSK)	a	1242			1246			1258					1342		1346				1358	
Reading (RDG)	7 a				1305										1406					
Fleet (FLE)	a																			
Farnborough (Main) (FNB)	a																			
Woking (WOK)	a	1302						1318					1402						1418	
Clapham Junction (CLJ)	10 a	1327						1339					1427						1439	
London Waterloo (WAT)	15 a	1337						1349					1437						1449	

NOTES (see introductory pages for explanation of train operator codes and standard symbols)

- a Arrival time
- d Departure time
- A From Salisbury
- B To Manchester Piccadilly
- D Runs from 26 July to 30 August
- E Runs until 19 July and from 6 September
- F To Swindon

Weymouth, Bournemouth, Yarmouth (IOW), Lymington, Southampton, Portsmouth and Fareham to Winchester and London

Sundays until 13 September

Operator	SW	SW	SW	SW	SW	SW	SW	XC	SW	SW	SW	SW	SW	SW	SW	SW	SW	SW
Days of operation/Notes	A	E	D					A	D									
1st Class/Reservations/Bus/Ferry																		
Catering facilities																		
Weymouth (WEY)	d											1248						
Upwey (UPW)	d											1252						
Dorchester West (DCW)	a																	
Dorchester South (DCH)	d											1300						
Moreton (Dorset) (MTN)	d											1307						
Wool (WOO)	d											1313						
Wareham (WRM)	d											1320						
Holton Heath (HOL)	d																	
Hamworthy (HAM)	d											1327						
Poole (POO)	4 a											1331						
Poole (POO)	4 a					1255						1332					1355	
Parkstone (Dorset) (PKS)	d											1337						
Branksome (BSM)	d											1341						
Bournemouth (BMH)	a					1304						1347					1404	
Bournemouth (BMH)	d					1306		1340				1350					1406	
Pokesdown (POK)	d					1310											1410	
Christchurch (CHR)	d					1314											1414	
Hinton Admiral (HNA)	d					1319											1419	
New Milton (NWM)	d					1323					1401						1423	
Sway (SWY)	d					1328											1428	
Yarmouth (I.O.W.) (YMH)	d	1205	1220						1300						1305			
Lymington Pier (LYP)	a	1245	1300						1340						1345			
Lymington Pier (LYP)	d			1314						1344						1414		
Lymington Town (LYT)	d			1316						1346						1416		
Brockenhurst (BCU)	3 a			1324		1332		1354		1354	1408					1424	1432	
Brockenhurst (BCU)	3 d					1333		1355			1409						1433	
Beaulieu Road (BEU)	d					1339											1439	
Ashurst New Forest (ANF)	d					1343											1443	
Totton (TTN)	d					1348											1448	
Redbridge (RDB)	d	1339										1439						
Millbrook (Hants) (MBK)	d	1343										1443						
Southampton Central (SOU)	a	1345				1353	←	1408			1423	1445				1453	←	
Southampton Central (SOU)	d	1359				1355	1359	1415			1425	1459				1455		1459
St Denys (SDN)	d	→					1404					→						1504
Swaythling (SWG)	d						1407											1507
Southampton Airport Parkway (SOA) ↔	d					1403	1410	1423			1433					1503		1510
Portsmouth Harbour (PMH)	d					1317						1417						
Portsmouth & Southsea (PMS)	d					1322						1422						
Fratton (FTN)	d					1326						1426						
Hilsea (HLS)	d					1330						1430						
Cosham (CSA)	d					1335						1435						
Portchester (PTC)	d					1340						1440						
Fareham (FRM)	d					1346						1446						
Botley (BOE)	d					1353						1453						
Hedge End (HDE)	d					1358						1458						
Eastleigh (ESL)	3 a					1404	1407	1414				1504				1506	←	1514
Eastleigh (ESL)	3 d					1411		1415					1511			1507	1511	1515
Chandlers Ford (CFR)	d							1420					→					1520
Romsey (ROM)	a							1429										1529
Shawford (SHW)	d					1416												1516
Winchester (WIN)	d					1422		1431			1443					1517	1522	
Micheldever (MIC)	d					1431												1531
Basingstoke (BSK)	a					1442		1446			1458					1533	1542	
Reading (RDG)	7 a							1504										
Fleet (FLE)	a																	
Farnborough (Main) (FNB)	a																	1557
Woking (WOK)	a					1502					1518					1553	1608	
Clapham Junction (CLJ)	10 a					1527					1539					1614	1628	
London Waterloo (WAT)	15 a					1537					1549					1624	1639	

NOTES (see introductory pages for explanation of train operator codes and standard symbols)

- a Arrival time
- d Departure time
- A From Salisbury
- B To Manchester Piccadilly
- D Runs from 26 July to 30 August
- E Runs until 19 July and from 6 September

Weymouth, Bournemouth, Yarmouth (IOW), Lymington, Southampton, Portsmouth and Fareham to Winchester and London

Sundays until 13 September

Operator	XC	SW	SW	SW	GW	SW	SW	SW	SW	SW	SW	SW	SW	SW	XC	SW	SW	SW	SW
Days of operation/Notes	B	D			G	A		E	D					A	B	D			A
1st Class/Reservations/Bus/Ferry	1	1						1	1						1	1			1
Catering facilities	⚓	⚓						⚓	⚓						⚓	⚓			⚓
Weymouth (WEY)	d			1348	1405													1448	
Upwey (UPW)	d			1352	1410													1452	
Dorchester West (DCW)	a				1418														
Dorchester South (DCH)	d			1400														1500	
Moreton (Dorset) (MTN)	d			1407														1507	
Wool (WOO)	d			1413														1513	
Wareham (WRM)	d			1420														1520	
Holton Heath (HOL)	d																		
Hamworthy (HAM)	d			1427														1527	
Poole (POO)	4 a			1431														1531	
Poole (POO)	4 a			1432							1455							1532	
Parkstone (Dorset) (PKS)	d			1437														1537	
Branksome (BSM)	d			1441														1541	
Bournemouth (BMH)	a			1447							1504							1547	
Bournemouth (BMH)	d	1440		1450							1506			1540				1550	
Pokesdown (POK)	d										1510								
Christchurch (CHR)	d										1514								
Hinton Admiral (HNA)	d										1519								
New Milton (NWM)	d			1501							1523							1601	
Sway (SWY)	d										1528								
Yarmouth (I.O.W.) (YMH)	⚓ d		1340					1405	1420							1500			
Lymington Pier (LYP)	⚓ a		1420					1445	1500							1540			
Lymington Pier (LYP)	d			1444						1514							1544		
Lymington Town (LYT)	d			1446						1516							1546		
Brockenhurst (BCU)	3 a	1454		1454	1508					1524	1532			1554		1554	1608		
Brockenhurst (BCU)	3 d	1455			1509						1533			1555			1609		
Beaulieu Road (BEU)	d										1539								
Ashurst New Forest (ANF)	d										1543								
Totton (TTN)	d										1548								
Redbridge (RDB)	d					1539												1639	
Millbrook (Hants) (MBK)	d					1543												1643	
Southampton Central (SOU)	a	1509		1523	1545					1554		←	1609				1623	1645	
Southampton Central (SOU)	d	1515		1525	1559					1555			1559	1615			1625	1659	
St Denys (SDN)	d					→							1604					→	
Swaythling (SWG)	d												1607						
Southampton Airport Parkway (SOA) ⚓	d	1523		1533						1603			1610	1623			1633		
Portsmouth Harbour (PMH) ⚓	d						1517												
Portsmouth & Southsea (PMS)	d						1522												
Fratton (FTN)	d						1526												
Hilsea (HLS)	d						1530												
Cosham (CSA)	d						1535												
Portchester (PTC)	d						1540												
Fareham (FRM)	d						1546												
Botley (BOE)	d						1553												
Hedge End (HDE)	d						1558												
Eastleigh (ESL)	3 a						1604				1607	←	1614						
Eastleigh (ESL)	3 d										1607	1611	1615						
Chandlers Ford (CFR)	d					→						1620	1629						
Romsey (ROM)	a																		
Shawford (SHW)	d											1616							
Winchester (WIN)	d	1531		1543						1617	1622		1631				1643		
Micheldever (MIC)	d										1631								
Basingstoke (BSK)	a	1547		1558						1633	1642		1646				1658		
Reading (RDG)	7 a	1606												1706					
Fleet (FLE)	a																		
Farnborough (Main) (FNB)	a											1657							
Woking (WOK)	a			1618							1653	1708					1718		
Clapham Junction (CLJ)	10 a			1639							1714	1728					1739		
London Waterloo (WAT) ⚓	15 a			1649							1724	1739					1749		

NOTES (see introductory pages for explanation of train operator codes and standard symbols)

- a Arrival time
- d Departure time
- A From Salisbury
- B To Manchester Piccadilly
- D Runs from 26 July to 30 August
- E Runs until 19 July and from 6 September
- G To Bristol Temple Meads

Weymouth, Bournemouth, Yarmouth (IOW), Lymington, Southampton, Portsmouth and Fareham to Winchester and London

Sundays until 13 September

Operator	SW	SW	SW	SW	SW	SW	XC	SW	SW	SW	GW	SW	SW	SW	SW	SW	SW
Days of operation/Notes	1	E	1	1	1	A	B	D	1	1	G	A	1	E	D	1	1
1st Class/Reservations/Bus/Ferry	1	1	1	1	1	1	1	1	1	1	1	1	1	1	1	1	1
Catering facilities	1	1	1	1	1	1	1	1	1	1	1	1	1	1	1	1	1
Weymouth (WEY)	d										1548	1605					
Upwey (UPW)	d										1552	1610					
Dorchester West (DCW)	a											1618					
Dorchester South (DCH)	d										1600						
Moreton (Dorset) (MTN)	d										1607						
Wool (WOO)	d										1613						
Wareham (WRM)	d										1620						
Holton Heath (HOL)	d																
Hamworthy (HAM)	d										1627						
Poole (POO)	4 a										1631						
Poole (POO)	4 a				1555						1632					1655	
Parkstone (Dorset) (PKS)	d										1637						
Branksome (BSM)	d										1641						
Bournemouth (BMH)	a				1604						1647					1704	
Bournemouth (BMH)	d				1606		1640				1650					1706	
Pokesdown (POK)	d				1610											1710	
Christchurch (CHR)	d				1614											1714	
Hinton Admiral (HNA)	d				1619											1719	
New Milton (NWM)	d				1623					1701						1723	
Sway (SWY)	d				1628											1728	
Yarmouth (I.O.W.) (YMH)	d	1505						1540						1605	1620		
Lymington Pier (LYP)	a	1545						1620						1645	1700		
Lymington Pier (LYP)	d		1614						1644							1714	
Lymington Town (LYT)	d		1616						1646							1716	
Brockenhurst (BCU)	3 a		1624	1632			1654		1654	1708						1724	1732
Brockenhurst (BCU)	3 d			1633			1655			1709							1733
Beaulieu Road (BEU)	d			1639													1739
Ashurst New Forest (ANF)	d			1643													1743
Totton (TTN)	d			1648													1748
Redbridge (RDB)	d											1739					
Millbrook (Hants) (MBK)	d											1743					
Southampton Central (SOU)	a			1653		1708				1723		1745				1753	
Southampton Central (SOU)	d			1655		1659	1715			1725		1759				1755	
St Denys (SDN)	d					1704						1759					
Swaythling (SWG)	d					1707											
Southampton Airport Parkway (SOA)	4 a			1703		1710	1723			1733						1803	
Portsmouth Harbour (PMH)	d	1617											1717				
Portsmouth & Southsea (PMS)	d	1622											1722				
Fratton (FTN)	d	1626											1726				
Hilsea (HLS)	d	1630											1730				
Cosham (CSA)	d	1635											1735				
Portchester (PTC)	d	1640											1740				
Fareham (FRM)	d	1646											1746				
Botley (BOE)	d	1653											1753				
Hedge End (HDE)	d	1658											1758				
Eastleigh (ESL)	3 a	1704			1706	1714							1804			1806	1714
Eastleigh (ESL)	3 d	1711			1707	1711	1715						1811			1807	1811
Chandlers Ford (CFR)	d	1711					1720						1811				
Romsey (ROM)	a						1729										
Shawford (SHW)	d					1716											1816
Winchester (WIN)	d				1717	1722		1731		1743						1817	1822
Micheldever (MIC)	d					1731											1831
Basingstoke (BSK)	a				1733	1742		1747		1758						1833	1842
Reading (RDG)	7 a							1806									
Fleet (FLE)	a																
Farnborough (Main) (FNB)	a					1757											1857
Woking (WOK)	a				1753	1808				1818						1853	1908
Clapham Junction (CLJ)	10 a				1814	1829				1839						1915	1928
London Waterloo (WAT)	15 a				1825	1839				1849						1925	1939

NOTES (see introductory pages for explanation of train operator codes and standard symbols)

- a Arrival time
- d Departure time
- A From Salisbury
- B To Manchester Piccadilly
- D Runs from 26 July to 30 August
- E Runs until 19 July and from 6 September
- G To Bristol Temple Meads

Weymouth, Bournemouth, Yarmouth (IOW), Lymington, Southampton, Portsmouth and Fareham to Winchester and London

Sundays until 13 September

Operator	SW	XC	SW	SW	SW	SW	SW	SW	SW	SW	SW	SW	XC	SW	SW	GW	SW	SW	SW
Days of operation/Notes	A	B			A								B			G	A		
1st Class/Reservations/Bus/Ferry																			
Catering facilities																			
Weymouth (WEY)	d			1648											1745	1753			
Upwey (UPW)	d			1652											1749	1758			
Dorchester West (DCW)	a															1806			
Dorchester South (DCH)	d			1700											1800e				
Moreton (Dorset) (MTN)	d			1707											1807				
Wool (WOO)	d			1713											1813				
Wareham (WRM)	d			1720											1820				
Holton Heath (HOL)	d																		
Hamworthy (HAM)	d			1727											1827				
Poole (POO)	4 a			1731											1831				
Poole (POO)	4 a			1732					1755						1832				
Parkstone (Dorset) (PKS)	d			1737											1836				
Branksome (BSM)	d			1741											1840				
Bournemouth (BMH)	a			1747					1804						1847				
Bournemouth (BMH)	d	1740		1750					1806			1840			1850				
Pokesdown (POK)	d								1810										
Christchurch (CHR)	d								1814										
Hinton Admiral (HNA)	d								1819										
New Milton (NWM)	d			1801					1823						1901				
Sway (SWY)	d								1828										
Yarmouth (I.O.W.) (YMH)	d						1705												1805
Lymington Pier (LYP)	a						1745												1845
Lymington Pier (LYP)	d		1744					1814						1844					
Lymington Town (LYT)	d		1746					1816						1846					
Brockenhurst (BCU)	3 a	1754	1754	1808				1824	1832			1854	1854	1908					
Brockenhurst (BCU)	3 d	1755		1809					1833			1855		1909					
Beaulieu Road (BEU)	d								1839										
Ashurst New Forest (ANF)	d								1843										
Totton (TTN)	d								1848										
Redbridge (RDB)	d				1839												1939		
Millbrook (Hants) (MBK)	d				1844												1943		
Southampton Central (SOU)	a	1810		1823	1846				1853		1908		1923		1945				
Southampton Central (SOU)	d	1759	1815	1825	1859				1855		1859	1915	1925		1959				
St Denys (SDN)	d	1804									1904								
Swaythling (SWG)	d	1807									1907								
Southampton Airport Parkway (SOA)	4 d	1810	1823	1833					1903		1910	1923	1933						
Portsmouth Harbour (PMH)	d				1817													1917	
Portsmouth & Southsea (PMS)	d				1822													1922	
Fratton (FTN)	d				1826													1926	
Hilsea (HLS)	d				1830													1930	
Cosham (CSA)	d				1835													1935	
Portchester (PTC)	d				1840													1940	
Fareham (FRM)	d				1846													1946	
Botley (BOE)	d				1853													1953	
Hedge End (HDE)	d				1858													1958	
Eastleigh (ESL)	3 a	1814			1904				1906		1914							2004	
Eastleigh (ESL)	3 d	1815			1911				1907	1911	1915							2011	
Chandlers Ford (CFR)	d	1820									1920								
Romsey (ROM)	a	1829									1929								
Shawford (SHW)	d										1916								
Winchester (WIN)	d		1831	1843					1917	1922		1931	1943						
Micheldever (MIC)	d									1931									
Basingstoke (BSK)	a		1846	1858					1933	1942		1946	1958						
Reading (RDG)	7 a		1905									2006							
Fleet (FLE)	a																		
Farnborough (Main) (FNB)	a									1957									
Woking (WOK)	a			1918					1953	2008			2018						
Clapham Junction (CLJ)	10 a			1939					2015	2028			2039						
London Waterloo (WAT)	15 a			1949					2024	2039			2049						

NOTES (see introductory pages for explanation of train operator codes and standard symbols)

- a Arrival time
- d Departure time
- e Arrives 4 minutes earlier
- A From Salisbury
- B To Manchester Piccadilly
- G To Bristol Temple Meads

Weymouth, Bournemouth, Yarmouth (IOW), Lymington, Southampton, Portsmouth and Fareham to Winchester and London

Sundays until 13 September

Operator	SW	SW	SW	SW	XC	SW	SW	SW	SW	SW	SW	SW	SW	SW	SW	SW	SW	SW
Days of operation/Notes	1	1	1	A	H	1	1	A	1	1	1	1	1	1	1	A	1	1
1st Class/Reservations/Bus/Ferry	1	1	1	1	1	1	1	1	1	1	1	1	1	1	1	1	1	1
Weymouth (WEY)	d						1848											
Upwey (UPW)	d						1852											
Dorchester West (DCW)	a																	
Dorchester South (DCH)	d						1900											
Moreton (Dorset) (MTN)	d						1907											
Wool (WOO)	d						1913											
Wareham (WRM)	d						1920											
Holton Heath (HOL)	d																	
Hamworthy (HAM)	d						1927											
Poole (POO)	4 a						1931											
Poole (POO)	4 d		1855				1932						1955					
Parkstone (Dorset) (PKS)	d						1937											
Branksome (BSM)	d						1941											
Bournemouth (BMH)	a		1904				1947							2004				
Bournemouth (BMH)	d		1906			1940	1950							2006				
Pokesdown (POK)	d		1910											2010				
Christchurch (CHR)	d		1914											2014				
Hinton Admiral (HNA)	d		1919											2019				
New Milton (NWM)	d		1923				2001							2023				
Sway (SWY)	d		1928											2028				
Yarmouth (I.O.W.) (YMH)	d											1905						2005
Lymington Pier (LYP)	a											1945						2045
Lymington Pier (LYP)	d	1914				1944							2014				2044	
Lymington Town (LYT)	d	1916				1946							2016				2046	
Brockenhurst (BCU)	3 a	1924	1932			1954	1954	2008					2024	2032			2054	
Brockenhurst (BCU)	3 d		1933			1955		2009						2033				
Beaulieu Road (BEU)	d		1939											2039				
Ashurst New Forest (ANF)	d		1943											2043				
Totton (TTN)	d		1948											2048				
Redbridge (RDB)	d							2039									2139	
Millbrook (Hants) (MBK)	d							2043									2143	
Southampton Central (SOU)	a		1953			2008		2023						2053			2145	
Southampton Central (SOU)	d		1955			1959	2015	2025	2059					2055			2159	
St Denys (SDN)	d					2004												
Swaythling (SWG)	d					2007												
Southampton Airport Parkway (SOA)	d		2003			2010	2023	2033						2103			2110	
Portsmouth Harbour (PMH)	d											2017						2117
Portsmouth & Southsea (PMS)	d											2022						2122
Fratton (FTN)	d											2026						2126
Hilsea (HLS)	d											2030						2130
Cosham (CSA)	d											2035						2135
Portchester (PTC)	d											2040						2140
Fareham (FRM)	d											2046						2146
Botley (BOE)	d											2053						2153
Hedge End (HDE)	d											2058						2158
Eastleigh (ESL)	3 a		2006			2014						2104			2106		2114	2204
Eastleigh (ESL)	3 d		2007	2011	2015							2111			2107	2111	2115	2211
Chandlers Ford (CFR)	d				2020													
Romsey (ROM)	a				2029													
Shawford (SHW)	d			2016														
Winchester (WIN)	d		2017	2022		2031		2043						2117	2122			
Micheldever (MIC)	d			2031											2131			
Basingstoke (BSK)	a		2033	2042		2046		2058						2133	2142			
Reading (RDG)	7 a					2105												
Fleet (FLE)	a																	
Farnborough (Main) (FNB)	a			2057														
Woking (WOK)	a		2053	2108				2118						2153	2208			
Clapham Junction (CLJ)	10 a		2114	2128				2139						2214	2229			
London Waterloo (WAT)	15 a		2124	2139				2149						2224	2238			

NOTES (see introductory pages for explanation of train operator codes and standard symbols)

- a Arrival time
- d Departure time
- A From Salisbury
- H To Birmingham New Street

Weymouth, Bournemouth, Yarmouth (IOW), Lymington, Southampton, Portsmouth and Fareham to Winchester and London

Sundays until 13 September

Operator	SW	SW	SW	SW	GW	SW	SW	SW	SW	SW	SW	SW	SW	SW	SW	SW
Days of operation/Notes	1	1	1	A	G	1	J	1	1	1	1	J	1	1	1	1
1st Class/Reservations/Bus/Ferry	1	1	1	1	1	1	1	1	1	1	1	1	1	1	1	1
Weymouth (WEY)	d	1958			2015							2058		2158		2258
Upwey (UPW)	d	2002			2020							2102		2202		2302
Dorchester West (DCW)	a				2028											
Dorchester South (DCH)	d	2010										2110		2210		2310
Moreton (Dorset) (MTN)	d	2017										2117		2217		2317
Wool (WOO)	d	2023										2123		2223		2323
Wareham (WRM)	d	2030										2130		2230		2330
Holton Heath (HOL)	d															
Hamworthy (HAM)	d	2037										2137		2237		2337
Poole (POO)	4 a	2043										2143		2243		2341
Poole (POO)	4 d	2049										2150		2250		2349
Parkstone (Dorset) (PKS)	d	2053										2154		2254		2353
Branksome (BSM)	d	2056										2157		2257		2357
Bournemouth (BMH)	a	2102										2203		2303		0002
Bournemouth (BMH)	d	2106										2208		2308		
Pokesdown (POK)	d	2110										2212		2312		
Christchurch (CHR)	d	2114										2216		2316		
Hinton Admiral (HNA)	d	2119										2221		2321		
New Milton (NWM)	d	2123										2225		2325		
Sway (SWY)	d	2128										2230		2330		
Yarmouth (I.O.W.) (YMH)	d							2105								
Lymington Pier (LYP)	a							2145								
Lymington Pier (LYP)	d	2114				2144				2214						
Lymington Town (LYT)	d	2116				2146				2216						
Brockenhurst (BCU)	3 a	2124	2132			2154				2224		2234		2335		
Brockenhurst (BCU)	3 d		2133									2235		2336		
Beaulieu Road (BEU)	d		2139													
Ashurst New Forest (ANF)	d		2143									2243		2343		
Totton (TTN)	d		2148									2248		2348		
Redbridge (RDB)	d						2235									
Millbrook (Hants) (MBK)	d						2241									
Southampton Central (SOU)	a		2153				2244					2253		2355		
Southampton Central (SOU)	d		2155		2159		2305					2255	2305			
St Denys (SDN)	d				2204								2310			
Swaythling (SWG)	d				2207								2313			
Southampton Airport Parkway (SOA)	15 a		2203		2210							2303	2316			
Portsmouth Harbour (PMH)	d											2217			2317	
Portsmouth & Southsea (PMS)	d											2222			2322	
Fratton (FTN)	d											2226			2326	
Hilsea (HLS)	d											2230			2330	
Cosham (CSA)	d											2235			2335	
Portchester (PTC)	d											2240			2340	
Fareham (FRM)	d											2246			2346	
Botley (BOE)	d											2253			2353	
Hedge End (HDE)	d											2258			2358	
Eastleigh (ESL)	3 a		2206		2214							2304	2309	2320		0004
Eastleigh (ESL)	3 d		2207	2211	2215							2311	2322			
Chandlers Ford (CFR)	d				2220								2327			
Romsey (ROM)	a				2232								2335			
Shawford (SHW)	d			2216								2316				
Winchester (WIN)	d		2216	2222								2322				
Micheldever (MIC)	d			2231								2330				
Basingstoke (BSK)	a		2233	2242								2342				
Reading (RDG)	7 a															
Fleet (FLE)	a															
Farnborough (Main) (FNB)	a			2257												
Woking (WOK)	a		2253	2308								0002				
Clapham Junction (CLJ)	10 a		2314	2328								0023				
London Waterloo (WAT)	15 a		2324	2339								0033				

NOTES (see introductory pages for explanation of train operator codes and standard symbols)

- a Arrival time
- d Departure time
- A From Salisbury
- G To Bristol Temple Meads
- J From Romsey

Weymouth, Bournemouth, Yarmouth (IOW), Lymington, Southampton, Portsmouth and Fareham to Winchester and London

Sundays from 20 September

Operator	SW	SW	SW	SW	SW	SW	SW	SW	XC	SW	SW	GW	SW	SW	SW	SW	SW
Days of operation/Notes 1st Class/Reservations/Bus/Ferry Catering facilities																	
Weymouth (WEY)	d									0743		0801					
Upwey (UPW)	d									0747							
Dorchester West (DCW)	a											0812					
Dorchester South (DCH)	d									0755							
Moreton (Dorset) (MTN)	d									0802							
Wool (WOO)	d									0808							
Wareham (WRM)	d									0816							
Holton Heath (HOL)	d																
Hamworthy (HAM)	d									0823							
Poole (POO)	4 a									0828							
Poole (POO)	4 a			0719			0747			0829						0852	
Parkstone (Dorset) (PKS)	d			0723			0751			0834							
Branksome (BSM)	d			0726			0754			0838							
Bournemouth (BMH)	a			0731			0759			0843						0901	
Bournemouth (BMH)	d			0735			0803			0847						0903	
Pokesdown (POK)	d			0739			0807									0907	
Christchurch (CHR)	d			0743			0811									0911	
Hinton Admiral (HNA)	d			0748			0816									0916	
New Milton (NWM)	d			0752			0820			0858						0920	
Sway (SWY)	d			0757			0825									0925	
Yarmouth (I.O.W.) (YMH)		d										0755					
Lymington Pier (LYP)		a										0835					
Lymington Pier (LYP)	d													0914			
Lymington Town (LYT)	d													0916			
Brockenhurst (BCU)	3 a			0802			0830			0904				0924		0929	
Brockenhurst (BCU)	3 d			0803			0831			0906						0930	
Beaulieu Road (BEU)	d						0836									0936	
Ashurst New Forest (ANF)	d			0813			0840									0940	
Totton (TTN)	d			0818			0845									0945	
Redbridge (RDB)	d				0846						0939						
Millbrook (Hants) (MBK)	d				0850						0943						
Southampton Central (SOU)	a			0824	0852		0853	←		0924	0945					0952	←
Southampton Central (SOU)	d	0653		0754	0826	0859	0854	0859	0915	0925	0959					0954	0959
St Denys (SDN)	d				→			0904			→						1004
Swaythling (SWG)	d							0907									1007
Southampton Airport Parkway (SOA) →	d	0701		0802	0834		0902	0910	0923	0933						1002	1010
Portsmouth Harbour (PMH)		d		0717			0817									0917	
Portsmouth & Southsea (PMS)	d			0722			0822									0922	
Fratton (FTN)	d			0726			0826									0926	
Hilsea (HLS)	d			0730			0830									0930	
Cosham (CSA)	d			0735			0835									0935	
Portchester (PTC)	d			0740			0840									0940	
Fareham (FRM)	d			0746			0846									0946	
Botley (BOE)	d			0753			0853									0953	
Hedge End (HDE)	d			0758			0858									0958	
Eastleigh (ESL)	3 a	0706	0804	0807			0904	0907	0914							1004	1014
Eastleigh (ESL)	3 d	0710	0811				0911	0915								1011	1015
Chandlers Ford (CFR)	d							0920									1020
Romsey (ROM)	a							0929									1029
Shawford (SHW)	d	0716	0816				0916									1016	
Winchester (WIN)	d	0722	0822	0844			0922		0931	0943						1022	
Micheldever (MIC)	d	0731	0831				0931									1031	
Basingstoke (BSK)	a	0742	0845	0901			0942		0947	0958						1042	
Reading (RDG)	7 a								1006								
Fleet (FLE)	a			0913													
Farnborough (Main) (FNB)	a			0918													
Woking (WOK)	a	0802	0904	0928			1003			1019						1102	
Clapham Junction (CLJ)	10 a	0828	0929	0957			1029			1041						1129	
London Waterloo (WAT)	15 a	0841	0940	1007			1040			1051						1139	

NOTES (see introductory pages for explanation of train operator codes and standard symbols)

- a Arrival time
- d Departure time
- A From Salisbury
- B To Manchester Piccadilly
- C Runs until 8 November. To Cardiff Central

Weymouth, Bournemouth, Yarmouth (IOW), Lymington, Southampton, Portsmouth and Fareham to Winchester and London

Sundays from 20 September

Operator	XC	SW	SW	SW	SW	SW	SW	SW	SW	SW	XC	SW	SW	SW	SW	SW	SW	SW
Days of operation/Notes	B				A					A	B			A				
1st Class/Reservations/Bus/Ferry	1										1							
Catering facilities																		
Weymouth (WEY)	d			0845									0945					
Upwey (UPW)	d			0849									0949					
Dorchester West (DCW)	a																	
Dorchester South (DCH)	d			0857									0957					
Moreton (Dorset) (MTN)	d			0904									1004					
Wool (WOO)	d			0910									1010					
Wareham (WRM)	d			0918									1018					
Holton Heath (HOL)	d																	
Hamworthy (HAM)	d			0925									1025					
Poole (POO)	4 a			0930									1030					
Poole (POO)	4 a			0931				0952					1031					1053
Parkstone (Dorset) (PKS)	d			0936									1035					
Branksome (BSM)	d			0940									1039					
Bournemouth (BMH)	a			0945				1001					1046					1102
Bournemouth (BMH)	d	0940		0949				1003		1040			1050					1104
Pokesdown (POK)	d							1007										1107
Christchurch (CHR)	d							1011										1111
Hinton Admiral (HNA)	d							1016										1116
New Milton (NWM)	d			1000				1020				1101						1121
Sway (SWY)	d							1025										1125
Yarmouth (I.O.W.) (YMH)	d		0900												1005			
Lymington Pier (LYP)	a		0940												1045			
Lymington Pier (LYP)	d			0944			1014					1044					1114	
Lymington Town (LYT)	d			0946			1016					1046					1116	
Brockenhurst (BCU)	3 a	0954		0954	1006		1024		1029		1054	1054	1107				1124	1130
Brockenhurst (BCU)	3 d	0955			1007				1030		1055		1108					1131
Beaulieu Road (BEU)	d								1036									1136
Ashurst New Forest (ANF)	d								1040									1140
Totton (TTN)	d								1045									1145
Redbridge (RDB)	d				1039										1139			
Millbrook (Hants) (MBK)	d				1043										1143			
Southampton Central (SOU)	a	1008			1023	1045		1052		1108			1123	1145				1152
Southampton Central (SOU)	d	1015			1025	1059		1054		1059	1115		1125	1159				1154
St Denys (SDN)	d									1104								
Swaythling (SWG)	d									1107								
Southampton Airport Parkway (SOA)	4 d	1023			1033			1102		1110	1123		1132					1202
Portsmouth Harbour (PMH)	d							1017										1117
Portsmouth & Southsea (PMS)	d							1022										1122
Fratton (FTN)	d							1026										1126
Hilsea (HLS)	d							1030										1130
Cosham (CSA)	d							1035										1135
Portchester (PTC)	d							1040										1140
Fareham (FRM)	d							1046										1146
Botley (BOE)	d							1053										1153
Hedge End (HDE)	d							1058										1158
Eastleigh (ESL)	3 a							1104	1107	1114								1204 1207
Eastleigh (ESL)	3 d							1111		1115								1211
Chandlers Ford (CFR)	d									1120								
Romsey (ROM)	a									1129								
Shawford (SHW)	d							1116										1216
Winchester (WIN)	d	1031			1043			1122		1131		1142						1222
Micheldever (MIC)	d							1131										1231
Basingstoke (BSK)	a	1046			1058			1142		1146		1158						1242
Reading (RDG)	7 a	1106								1205								
Fleet (FLE)	a																	
Farnborough (Main) (FNB)	a																	
Woking (WOK)	a				1118			1203				1218						1302
Clapham Junction (CLJ)	10 a				1141			1227				1239						1327
London Waterloo (WAT)	15 a				1152			1237				1249						1337

NOTES (see introductory pages for explanation of train operator codes and standard symbols)

- a Arrival time
- d Departure time
- A From Salisbury
- B To Manchester Piccadilly

Weymouth, Bournemouth, Yarmouth (IOW), Lymington, Southampton, Portsmouth and Fareham to Winchester and London

Sundays from 20 September

Operator	SW	GW	XC	SW	SW	SW	SW	SW	SW	SW	SW	SW	XC	SW	SW	SW	SW	SW
Days of operation/Notes	A	D	B	A	A	A	A	A	A	A	A	A	B	A	A	A	A	A
1st Class/Reservations/Bus/Ferry																		
Catering facilities																		
Weymouth (WEY)	d	1038			1047										1145			
Upwey (UPW)	d	1043			1051										1149			
Dorchester West (DCW)	a	1051																
Dorchester South (DCH)	d				1059										1157			
Moreton (Dorset) (MTN)	d				1106										1204			
Wool (WOO)	d				1112										1210			
Wareham (WRM)	d				1119										1218			
Holton Heath (HOL)	d																	
Hamworthy (HAM)	d				1126										1225			
Poole (POO)	4 a				1131										1230			
Poole (POO)	4 a				1132						1153				1231			
Parkstone (Dorset) (PKS)	d				1136										1235			
Branksome (BSM)	d				1140										1239			
Bournemouth (BMH)	a				1146							1202			1245			
Bournemouth (BMH)	d		1140		1150							1204	1240		1249			
Pokesdown (POK)	d											1207						
Christchurch (CHR)	d											1211						
Hinton Admiral (HNA)	d											1216						
New Milton (NWM)	d				1201							1221			1300			
Sway (SWY)	d											1225						
Yarmouth (I.O.W.) (YMH)	d						1105										1205	
Lymington Pier (LYP)	a						1145										1245	
Lymington Pier (LYP)	d			1144					1214					1244				1314
Lymington Town (LYT)	d			1146					1216					1246				1316
Brockenhurst (BCU)	3 a		1154	1154	1207				1224			1230	1254	1254	1306			1324
Brockenhurst (BCU)	3 d		1155		1208							1231	1255		1307			
Beaulieu Road (BEU)	d											1236						
Ashurst New Forest (ANF)	d											1240						
Totton (TTN)	d											1245						
Redbridge (RDB)	d						1239									1339		
Millbrook (Hants) (MBK)	d						1243									1343		
Southampton Central (SOU)	a	←	1208		1223	1245					1252	←	1308		1323	1345		
Southampton Central (SOU)	d	1159	1215		1225	1259					1254	1259	1315		1325	1359		
St Denys (SDN)	d	1204				→						1304				→		
Swaythling (SWG)	d	1207										1307						
Southampton Airport Parkway (SOA)	↔ d	1210	1223		1232							1302	1310	1323		1333		
Portsmouth Harbour (PMH)	d										1217							
Portsmouth & Southsea (PMS)	d										1222							
Fratton (FTN)	d										1226							
Hilsea (HLS)	d										1230							
Cosham (CSA)	d										1235							
Portchester (PTC)	d										1240							
Fareham (FRM)	d										1246							
Botley (BOE)	d										1253							
Hedge End (HDE)	d										1258							
Eastleigh (ESL)	3 a	1214									1304	1307	1314					
Eastleigh (ESL)	3 d	1215									1311	1315						
Chandlers Ford (CFR)	d	1220										1320						
Romsey (ROM)	a	1229										1329						
Shawford (SHW)	d										1316							
Winchester (WIN)	d		1231		1242						1322		1331		1343			
Micheldever (MIC)	d										1331							
Basingstoke (BSK)	a		1246		1258						1342		1346		1358			
Reading (RDG)	7 a		1305										1406					
Fleet (FLE)	a																	
Farnborough (Main) (FNB)	a																	
Woking (WOK)	a				1318						1402				1418			
Clapham Junction (CLJ)	10 a				1339						1427				1439			
London Waterloo (WAT)	15 a				1349						1437				1449			

NOTES (see introductory pages for explanation of train operator codes and standard symbols)

- a Arrival time
- d Departure time
- A From Salisbury
- B To Manchester Piccadilly
- D To Swindon

Weymouth, Bournemouth, Yarmouth (IOW), Lymington, Southampton, Portsmouth and Fareham to Winchester and London

Sundays from 20 September

Operator	SW	SW	SW	XC	SW	SW	SW	SW	SW	SW	SW	SW	SW	SW	XC	SW	SW	GW
Days of operation/Notes	1	1	A	B	1	1	A	1	1	1	1	1	1	A	B	1	1	E
1st Class/Reservations/Bus/Ferry																		
Catering facilities																		
Weymouth (WEY)	d					1245											1346	1405
Upwey (UPW)	d					1249											1350	1410
Dorchester West (DCW)	a																	1418
Dorchester South (DCH)	d					1257											1358	
Moreton (Dorset) (MTN)	d					1304											1405	
Wool (WOO)	d					1310											1411	
Wareham (WRM)	d					1318											1419	
Holton Heath (HOL)	d																	
Hamworthy (HAM)	d					1325											1425	
Poole (POO)	4 a					1330											1430	
Poole (POO)	4 a		1253			1331					1353						1431	
Parkstone (Dorset) (PKS)	d					1335											1436	
Branksome (BSM)	d					1339											1440	
Bournemouth (BMH)	a		1302			1345					1402						1445	
Bournemouth (BMH)	d		1304		1340	1349					1404				1440		1449	
Pokesdown (POK)	d		1307								1407							
Christchurch (CHR)	d		1311								1411							
Hinton Admiral (HNA)	d		1316								1416							
New Milton (NWM)	d		1321			1400					1421						1500	
Sway (SWY)	d		1325								1425							
Yarmouth (I.O.W.) (YMH)	d									1305								
Lymington Pier (LYP)	a									1345								
Lymington Pier (LYP)	d				1344						1414					1444		
Lymington Town (LYT)	d				1346						1416					1446		
Brockenhurst (BCU)	3 a		1330		1354	1406					1424	1430			1454	1454	1506	
Brockenhurst (BCU)	3 d		1331		1355	1407						1431			1455		1507	
Beaulieu Road (BEU)	d		1336									1436						
Ashurst New Forest (ANF)	d		1340									1440						
Totton (TTN)	d		1345									1445						
Redbridge (RDB)	d						1439											
Millbrook (Hants) (MBK)	d						1443											
Southampton Central (SOU)	a		1352	←	1408	1423	1445				1451			←	1509		1523	
Southampton Central (SOU)	d		1354	1359	1415	1425	1459				1453			1459	1515		1525	
St Denys (SDN)	d			1404			→							1504				
Swaythling (SWG)	d			1407										1507				
Southampton Airport Parkway (SOA)	↔ d		1402	1410	1423	1433					1501			1510	1523		1533	
Portsmouth Harbour (PMH)	d	1317						1417										
Portsmouth & Southsea (PMS)	d	1322						1422										
Fratton (FTN)	d	1326						1426										
Hilsea (HLS)	d	1330						1430										
Cosham (CSA)	d	1335						1435										
Portchester (PTC)	d	1340						1440										
Fareham (FRM)	d	1346						1446										
Botley (BOE)	d	1353						1453										
Hedge End (HDE)	d	1358						1458										
Eastleigh (ESL)	3 a	1404	1407	1414				1504			1506	←	1514					
Eastleigh (ESL)	3 d	1411		1415				1511			1507	1511	1515					
Chandlers Ford (CFR)	d			1420				→				1520	1529					
Romsey (ROM)	a			1429														
Shawford (SHW)	d	1416										1516						
Winchester (WIN)	d	1422		1431		1443					1517	1522		1531		1543		
Micheldever (MIC)	d	1431										1531						
Basingstoke (BSK)	a	1442		1446		1458					1533	1542		1547		1558		
Reading (RDG)	7 a			1504										1606				
Fleet (FLE)	a																	
Farnborough (Main) (FNB)	a											1557						
Woking (WOK)	a	1502				1518					1553	1608				1618		
Clapham Junction (CLJ)	10 a	1527				1539					1614	1628				1639		
London Waterloo (WAT)	15 a	1537				1549					1624	1639				1649		

NOTES (see introductory pages for explanation of train operator codes and standard symbols)

- a Arrival time
- d Departure time
- A From Salisbury
- B To Manchester Piccadilly
- E To Bristol Temple Meads

Weymouth, Bournemouth, Yarmouth (IOW), Lymington, Southampton, Portsmouth and Fareham to Winchester and London

Sundays from 20 September

Operator	SW	SW	SW	SW	SW	SW	SW	XC	SW	SW	SW	SW	SW	SW	SW	SW	SW	SW
Days of operation/Notes	A						A	B										A
1st Class/Reservations/Bus/Ferry																		
Catering facilities																		
Weymouth (WEY)	d									1445								
Upwey (UPW)	d									1449								
Dorchester West (DCW)	a																	
Dorchester South (DCH)	d									1457								
Moreton (Dorset) (MTN)	d									1504								
Wool (WOO)	d									1510								
Wareham (WRM)	d									1518								
Holton Heath (HOL)	d																	
Hamworthy (HAM)	d									1525								
Poole (POO)	4 a									1530								
Poole (POO)	4 d				1453					1531						1553		
Parkstone (Dorset) (PKS)	d									1535								
Branksome (BSM)	d									1539								
Bournemouth (BMH)	a				1502					1545						1602		
Bournemouth (BMH)	d				1504			1540		1549						1604		
Pokesdown (POK)	d				1508											1607		
Christchurch (CHR)	d				1512											1611		
Hinton Admiral (HNA)	d				1517											1616		
New Milton (NWM)	d				1521					1600						1621		
Sway (SWY)	d				1526											1625		
Yarmouth (I.O.W.) (YMH)	d			1405										1505				
Lymington Pier (LYP)	a			1445										1545				
Lymington Pier (LYP)	d				1514				1544						1614			
Lymington Town (LYT)	d				1516				1546						1616			
Brockenhurst (BCU)	3 a				1524	1530		1554	1554	1606					1624	1630		
Brockenhurst (BCU)	3 d					1531		1555		1607						1631		
Beaulieu Road (BEU)	d					1537										1636		
Ashurst New Forest (ANF)	d					1541										1640		
Totton (TTN)	d					1546										1645		
Redbridge (RDB)	d	1539										1639						
Millbrook (Hants) (MBK)	d	1543										1643						
Southampton Central (SOU)	a	1545			1554		←	1609		1623	1645					1651	←	
Southampton Central (SOU)	d	1559			1555		1559	1615		1625	1659					1653		1659
St Denys (SDN)	d	→					1604				→							1704
Swaythling (SWG)	d						1607											1707
Southampton Airport Parkway (SOA) →	d				1603		1610	1623		1633						1701		1710
Portsmouth Harbour (PMH)	d		1517									1617						
Portsmouth & Southsea (PMS)	d		1522									1622						
Fratton (FTN)	d		1526									1626						
Hilsea (HLS)	d		1530									1630						
Cosham (CSA)	d		1535									1635						
Portchester (PTC)	d		1540									1640						
Fareham (FRM)	d		1546									1646						
Botley (BOE)	d		1553									1653						
Hedge End (HDE)	d		1558									1658						
Eastleigh (ESL)	3 a		1604		1607	←	1614					1704				1706	←	1714
Eastleigh (ESL)	3 d		1611		1607	1611	1615					1711				1707	1711	1715
Chandlers Ford (CFR)	d	→					1620					→						1720
Romsey (ROM)	a						1629											1729
Shawford (SHW)	d					1616												1716
Winchester (WIN)	d				1617	1622		1631		1643						1717	1722	
Micheldever (MIC)	d					1631												1731
Basingstoke (BSK)	a				1633	1642		1646		1658						1733	1742	
Reading (RDG)	7 a							1706										
Fleet (FLE)	a																	
Farnborough (Main) (FNB)	a					1657												1757
Woking (WOK)	a				1653	1708				1718						1753	1808	
Clapham Junction (CLJ)	10 a				1714	1728				1739						1814	1829	
London Waterloo (WAT)	15 a				1724	1739				1749						1825	1839	

NOTES (see introductory pages for explanation of train operator codes and standard symbols)

- a Arrival time
- d Departure time
- A From Salisbury
- B To Manchester Piccadilly

Weymouth, Bournemouth, Yarmouth (IOW), Lymington, Southampton, Portsmouth and Fareham to Winchester and London

Sundays from 20 September

Operator	XC	SW	SW	GW	SW	SW	SW	SW	SW	SW	SW	SW	XC	SW	SW	SW	SW
Days of operation/Notes	B			E	A							A	B			A	
1st Class/Reservations/Bus/Ferry	1	1	1		1	1	1	1	1	1	1	1	1	1	1	1	1
Catering facilities	1	1	1		1	1	1	1	1	1	1	1	1	1	1	1	1
Weymouth (WEY)	d		1546	1605											1645		
Upwey (UPW)	d		1550	1610											1649		
Dorchester West (DCW)	a			1618													
Dorchester South (DCH)	d		1558												1657		
Moreton (Dorset) (MTN)	d		1605												1704		
Wool (WOO)	d		1611												1710		
Wareham (WRM)	d		1619												1718		
Holton Heath (HOL)	d																
Hamworthy (HAM)	d		1625												1725		
Poole (POO)	4 a		1630												1730		
Poole (POO)	4 a		1631							1653					1731		
Parkstone (Dorset) (PKS)	d		1636												1735		
Branksome (BSM)	d		1640												1739		
Bournemouth (BMH)	a		1646							1702					1745		
Bournemouth (BMH)	d	1640	1649							1704		1740			1749		
Pokesdown (POK)	d									1707							
Christchurch (CHR)	d									1711							
Hinton Admiral (HNA)	d									1716							
New Milton (NWM)	d		1700							1721					1800		
Sway (SWY)	d									1725							
Yarmouth (I.O.W.) (YMH)	d						1605										1705
Lymington Pier (LYP)	a						1645										1745
Lymington Pier (LYP)	d		1644					1714						1744			
Lymington Town (LYT)	d		1646					1716						1746			
Brockenhurst (BCU)	3 a	1654	1654	1707				1724	1730			1754	1754	1806			
Brockenhurst (BCU)	3 d	1655		1708					1731			1755		1807			
Beaulieu Road (BEU)	d								1736								
Ashurst New Forest (ANF)	d								1740								
Totton (TTN)	d								1745								
Redbridge (RDB)	d				1739										1839		
Millbrook (Hants) (MBK)	d				1743										1844		
Southampton Central (SOU)	a	1708		1723	1745				1751		1810		1823	1846			
Southampton Central (SOU)	d	1715		1725	1759				1753		1759	1815		1825	1859		
St Denys (SDN)	d				1804						1804						
Swaythling (SWG)	d				1807						1807						
Southampton Airport Parkway (SOA)	4 a	1723		1733					1801		1810	1823		1833			
Portsmouth Harbour (PMH)	d					1717										1817	
Portsmouth & Southsea (PMS)	d					1722										1822	
Fratton (FTN)	d					1726										1826	
Hilsea (HLS)	d					1730										1830	
Cosham (CSA)	d					1735										1835	
Portchester (PTC)	d					1740										1840	
Fareham (FRM)	d					1746										1846	
Botley (BOE)	d					1753										1853	
Hedge End (HDE)	d					1758										1858	
Eastleigh (ESL)	3 a					1804			1806	1814						1904	
Eastleigh (ESL)	3 d					1811			1807	1811	1815					1911	
Chandlers Ford (CFR)	a					1820				1820	1829						
Romsey (ROM)	a																
Shawford (SHW)	d									1816							
Winchester (WIN)	d	1731		1743					1817	1822		1831		1843			
Micheldever (MIC)	d									1831							
Basingstoke (BSK)	a	1747		1758					1833	1842		1846		1858			
Reading (RDG)	7 a	1806										1905					
Fleet (FLE)	a																
Farnborough (Main) (FNB)	a									1857							
Woking (WOK)	a			1818					1853	1908				1918			
Clapham Junction (CLJ)	10 a			1839					1915	1928				1939			
London Waterloo (WAT)	15 a			1849					1925	1939				1949			

NOTES (see introductory pages for explanation of train operator codes and standard symbols)

- a Arrival time
- d Departure time
- A From Salisbury
- B To Manchester Piccadilly
- E To Bristol Temple Meads

Weymouth, Bournemouth, Yarmouth (IOW), Lymington, Southampton, Portsmouth and Fareham to Winchester and London

Sundays from 20 September

Operator	SW	SW	SW	SW	XC	SW	SW	GW	SW	SW	SW	SW	SW	SW	SW	XC	SW
Days of operation/Notes	1	1	1	A	B	1	1	E	A	1	1	1	1	1	1	A	F
1st Class/Reservations/Bus/Ferry	1	1	1	1	1	1	1	1	1	1	1	1	1	1	1	1	1
Weymouth (WEY)	d						1742	1753									
Upwey (UPW)	d						1746	1758									
Dorchester West (DCW)	a							1806									
Dorchester South (DCH)	d						1757c										
Moreton (Dorset) (MTN)	d						1804										
Wool (WOO)	d						1810										
Wareham (WRM)	d						1818										
Holton Heath (HOL)	d																
Hamworthy (HAM)	d						1825										
Poole (POO)	4 a						1830										
Poole (POO)	4 d		1753				1831						1853				
Parkstone (Dorset) (PKS)	d						1835										
Branksome (BSM)	d						1839										
Bournemouth (BMH)	a		1802				1845						1902				
Bournemouth (BMH)	d		1804		1840		1849						1904			1940	
Pokesdown (POK)	d		1807										1907				
Christchurch (CHR)	d		1811										1911				
Hinton Admiral (HNA)	d		1816										1916				
New Milton (NWM)	d		1821				1900						1921				
Sway (SWY)	d		1825										1925				
Yarmouth (I.O.W.) (YMH)	d											1805					
Lymington Pier (LYP)	a											1845					
Lymington Pier (LYP)	d	1814				1844							1914				1944
Lymington Town (LYT)	d	1816				1846							1916				1946
Brockenhurst (BCU)	3 a	1824	1830		1854	1854	1906						1924	1930		1954	1954
Brockenhurst (BCU)	3 d		1831		1855		1907							1931		1955	
Beaulieu Road (BEU)	d		1836											1936			
Ashurst New Forest (ANF)	d		1840											1940			
Totton (TTN)	d		1845											1945			
Redbridge (RDB)	d								1939								
Millbrook (Hants) (MBK)	d								1943								
Southampton Central (SOU)	a		1851		1908		1923		1945					1951		2008	
Southampton Central (SOU)	d		1853		1859	1915	1925		1959					1953		1959	2015
St Denys (SDN)	d				1904											2004	
Swaythling (SWG)	d				1907											2007	
Southampton Airport Parkway (SOA)	d		1901		1910	1923	1933							2001		2010	2023
Portsmouth Harbour (PMH)	d										1917						
Portsmouth & Southsea (PMS)	d										1922						
Fratton (FTN)	d										1926						
Hilsea (HLS)	d										1930						
Cosham (CSA)	d										1935						
Portchester (PTC)	d										1940						
Fareham (FRM)	d										1946						
Botley (BOE)	d										1953						
Hedge End (HDE)	d										1958						
Eastleigh (ESL)	3 a		1906		1914						2004			2006		2014	
Eastleigh (ESL)	3 d		1907	1911	1915						2011			2007	2011	2015	
Chandlers Ford (CFR)	d				1920											2020	
Romsey (ROM)	a				1929											2029	
Shawford (SHW)	d			1916											2016		
Winchester (WIN)	d		1917	1922		1931	1943							2017	2022		2031
Micheldever (MIC)	d			1931											2031		
Basingstoke (BSK)	a		1933	1942		1946	1958							2033	2042		2046
Reading (RDG)	7 a				2006												2105
Fleet (FLE)	a																
Farnborough (Main) (FNB)	a			1957											2057		
Woking (WOK)	a		1953	2008			2018							2053	2108		
Clapham Junction (CLJ)	10 a		2015	2028			2039							2114	2128		
London Waterloo (WAT)	15 a		2024	2039			2049							2124	2139		

NOTES (see introductory pages for explanation of train operator codes and standard symbols)

- a Arrival time
- d Departure time
- c Arrives 4 minutes earlier
- A From Salisbury
- B To Manchester Piccadilly
- E To Bristol Temple Meads
- F To Birmingham New Street

Weymouth, Bournemouth, Yarmouth (IOW), Lymington, Southampton, Portsmouth and Fareham to Winchester and London

Sundays from 20 September

[illegible]

NOTES (see introductory pages for explanation of train operator codes and standard symbols)

a Arrival time
d Departure time
A From Salisbury
E To Bristol Temple Meads

Weymouth, Bournemouth, Yarmouth (IOW), Lymington, Southampton, Portsmouth and Fareham to Winchester and London

Sundays from 20 September

Operator	SW	SW	SW	SW	SW	SW	SW	SW	SW	SW	SW
Days of operation/Notes	1	G	1	1	1	1	G	1	1	1	1
1st Class/Reservations/Bus/Ferry	1	1	1	1	1	1	1	1	1	1	1
Weymouth (WEY)	d					2055		2155		2256	
Upwey (UPW)	d					2059		2159		2300	
Dorchester West (DCW)	a										
Dorchester South (DCH)	d					2107		2207		2308	
Moreton (Dorset) (MTN)	d					2114		2214		2315	
Wool (WOO)	d					2120		2220		2321	
Wareham (WRM)	d					2128		2228		2329	
Holton Heath (HOL)	d										
Hamworthy (HAM)	d					2135		2235		2336	
Poole (POO)	4 a					2143		2243		2341	
Poole (POO)	4 d					2148		2248		2349	
Parkstone (Dorset) (PKS)	d					2152		2252		2353	
Branksome (BSM)	d					2156		2256		2356	
Bournemouth (BMH)	a					2202		2302		0002	
Bournemouth (BMH)	d					2206		2306			
Pokesdown (POK)	d					2210		2310			
Christchurch (CHR)	d					2214		2314			
Hinton Admiral (HNA)	d					2219		2319			
New Milton (NWM)	d					2224		2324			
Sway (SWY)	d					2228		2328			
Yarmouth (I.O.W.) (YMH)	1 d		2105								
Lymington Pier (LYP)	1 a		2145								
Lymington Pier (LYP)	d	2144		2214							
Lymington Town (LYT)	d	2146		2216							
Brockenhurst (BCU)	3 a	2154		2224		2234		2334			
Brockenhurst (BCU)	3 d					2235		2335			
Beaulieu Road (BEU)	d										
Ashurst New Forest (ANF)	d					2243		2343			
Totton (TTN)	d					2248		2348			
Redbridge (RDB)	d		2235								
Millbrook (Hants) (MBK)	d		2241								
Southampton Central (SOU)	a		2244			2253	←	2355			
Southampton Central (SOU)	d		2305			2255	2305				
St Denys (SDN)	d		→				2310				
Swaythling (SWG)	d						2313				
Southampton Airport Parkway (SOA)	1 a					2303	2316				
Portsmouth Harbour (PMH)	1 d					2217				2317	
Portsmouth & Southsea (PMS)	d					2222				2322	
Fratton (FTN)	d					2226				2326	
Hilsea (HLS)	d					2230				2330	
Cosham (CSA)	d					2235				2335	
Portchester (PTC)	d					2240				2340	
Fareham (FRM)	d					2246				2346	
Botley (BOE)	d					2253				2353	
Hedge End (HDE)	d					2258				2358	
Eastleigh (ESL)	3 a					2304	2309	2320		0004	
Eastleigh (ESL)	3 d					2311	2322				
Chandlers Ford (CFR)	d						2327				
Romsey (ROM)	a						2335				
Shawford (SHW)	d					2316					
Winchester (WIN)	d					2322					
Micheldever (MIC)	d					2330					
Basingstoke (BSK)	a					2342					
Reading (RDG)	7 a										
Fleet (FLE)	a										
Farnborough (Main) (FNB)	a										
Woking (WOK)	a					0002					
Clapham Junction (CLJ)	10 a					0023					
London Waterloo (WAT)	15 a					0033					

NOTES (see introductory pages for explanation of train operator codes and standard symbols)

- a Arrival time
d Departure time
G From Romsey